

NOTITIE

Onderwerp Definitief slagschaduwonderzoek Windplan Blauw: inrichting 6
Project Windplan Blauw
Opdrachtgever Windvereniging SwifterwinT B.V. en Vattenfall B.V.
Projectcode UT615-46
Status Definitief 02
Datum 6 april 2022
Referentie UT615-46/22-005.171
Auteur(s) T.M.F. Pessanha MSc

Gecontroleerd door J.A. Zoete MSc
Goedgekeurd door J.A. Zoete MSc
Paraaf



Bijlage(n) Slagschaduw effecten per adres - Inrichting 6
WindPRO output van Inrichting 6
WindPRO output cumulatie

Aan Windvereniging SwifterwinT B.V.
en Vattenfall B.V.

Kopie

1 INLEIDING

Windvereniging SwifterwinT B.V. en Nuon Wind Development B.V. hebben een samenwerkingsovereenkomst gesloten ten behoeve van de realisatie van een nieuw windpark: Windplan Blauw. Deze zal in het gebied tussen Lelystad, Swifterbant en Dronten komen te liggen en zal bestaan aan uit zes inrichtingen. De vergunninghouders van de zes inrichtingen zijn onderstaand aangegeven:

- inrichtingen 1, 2, 3 en 4 (op land): SwifterwinT op Land B.V.;
- inrichting 5, turbines BU11 tot en met BU24 (nearshore): Vattenfall Duurzame Energie N.V.;
- inrichting 6, turbines BU1 tot en met BU10 (nearshore): IJsselmeerwinT B.V.

Wijzigingen in vergunninghouderschap

Aanvankelijk waren de vergunninghouders van inrichtingen 1 tot en met 4 gescheiden:

- lijnopstelling Klokbeertocht /Vuursteentocht oftewel VT-lijn (huidige naam Vuursteentocht VT-lijn, inrichting 1): vergunninghouder KlokbeertwinT B.V.;
 - lijnopstelling Rivierduintocht RD-lijn (huidige inrichting 2): vergunninghouder RivierduinwinT B.V.;
 - lijnopstelling Elandtocht ET-lijn (huidige inrichting 3): vergunninghouder ElandwinT B.V.;
 - lijnopstelling Rendiertocht RT-lijn (huidige inrichting 4): vergunninghouder RendierwinT B.V.
-

In november 2019 zijn de vergunninghouders van deze vier inrichtingen gewijzigd naar SwifterwinT op Land B.V. door middel van een verzoek aan de gemeente. Naar de respectieve brieven wordt hieronder verwezen:

- inrichting 1: 'Bijlage 4 Wijziging tenaamstelling vergunninghouder Klokbekertocht-Vuursteentocht' (van 15 november 2021);
- inrichting 2: 'Bijlage 3 Wijziging tenaamstelling vergunninghouder Rivierduintocht' (van 15 november 2021);
- inrichting 3: 'Bijlage 1 Wijziging tenaamstelling vergunninghouder Elandtocht' (van 4 november 2021);
- inrichting 4: 'Bijlage 2 Wijziging tenaamstelling vergunninghouder Rendiertocht' (van 4 november 2021).

Inrichting 5 is destijds aangevraagd en vergund op naam van Nuon Wind Development B.V. Inmiddels op naam van Vattenfall Duurzame Energie N.V. als gevolg van de overname van Energiebedrijf Nuon door Vattenfall. Inrichting 6 is destijds aangevraagd en vergund op naam van IJsselmeerwinT B.V.

Het schaduwonderzoek voor de vergunningsprocedure is al uitgevoerd op basis van de worst case windturbines die bepaald zijn in het MER. Nu zijn de definitieve windturbines voor het nearshore- en onshore-gedeelte geselecteerd. De vergunninghouders hebben dus verzocht het slagschaduwonderzoek opnieuw uit te voeren om te bepalen of er veranderingen in de schaduwen zijn in vergelijking met het referentiescenario: de vergunde situatie. Daarbij is een verificatieonderzoek voor slagschaduw uitgevoerd voor alles zes inrichtingen. Deze notitie bevat het slagschaduwonderzoek voor de Inrichting 6 - Buitendijks.

Het doel van dit onderzoek is om te bepalen of er een verschil is in de slagschaduweffecten ter plaatse van de gevoelige objecten rondom het windpark door de definitieve windturbines.

De inrichtingen van het windpark zijn opgenomen in afbeelding 1.1.

Afbeelding 1.1 Zes inrichtingen binnen het gehele windpark (vier onshore en twee nearshore)



2 SLAGSCHADUW

Een draaiende windturbine zorgt voor slagschaduw. Op dagen met bepaalde omstandigheden (voldoende zonlicht, wind en positie ten opzichte van de zon) kan deze slagschaduw als hinderlijk ervaren worden door omwonenden.

Regelgeving

Het effect van de hoeveelheid schaduwen op de leefomgeving is vanaf het begin van de vergunningsprocedure beoordeeld op basis van het Activiteitenbesluit (artikel 3.14 onder 4). In de Activiteitenregeling is vastgesteld dat, wanneer de afstand tussen gevoelige objecten (zoals woningen) en een windturbine minder dan twaalfmaal de rotordiameter bedraagt en gemiddeld meer dan zeventien dagen per jaar gedurende meer dan twintig minuten slagschaduw optreedt (in deze studie vertaalt naar een toetsingsnorm van totaal 5.40 uur schaduw per jaar), een stilstandvoorziening is vereist. De landelijke windturbinenormen uit het Activiteitenbesluit en de Activiteitenregeling mogen vanaf 30 juni 2021 niet meer worden gebruikt vanwege een uitspraak van de Afdeling bestuursrechtspraak als gevolg van het Nevele-arrest van Europees Hof van Justitie.

Nevele-arrest van Europees Hof van Justitie¹

Het Nevele-arrest van het Hof van Justitie in Luxemburg vond plaats op 25 juni 2020. In dit arrest deed het Europese Hof uitspraak in een zaak over een Belgisch windmolenpark. Hier waren een aantal normen voor de milieueffecten van windturbines ten onrechte niet meegenomen in de vereiste milieubeoordeling in het kader van de Europese strategische milieubeoordelingsrichtlijn. Deze uitspraak van het Europese Hof werd geacht ook gevolgen te hebben voor de windturbinenormen in het Nederlandse Activiteitenbesluit en de Nederlandse Activiteitenregeling. Als gevolg van de Nevele-arrest heeft de Delfzijluitspraak op 30 juni 2021 in Nederland plaatsgevonden waarin is bepaald dat de plan-m.e.r.-plicht van toepassing is op windturbinenormen uit het Activiteitenbesluit milieubeheer en van de Activiteitenregeling milieubeheer.

De uitspraak van de Afdeling van 30 juni jl. heeft niet geleid tot het van rechtswege vervallen van de planologische toestemming en/of de omgevingsvergunningen voor Windplan Blauw. Wel betekent het dat de normen in het Activiteitenbesluit op dit moment niet van toepassing zijn. Het voorliggende verificatieonderzoek naar slagschaduw zal de normen van de vergunde situatie (worst case windturbines), als referentie gebruiken. De berekeningen met de definitieve windturbines van Windplan Blauw in dit document zijn dus vergeleken met de resultaten van de vergunde situatie uit het MER. Het maximum van 5 uur en 40 minuten schaduw per jaar (hierna ook 'toetsingsnorm' genoemd) is derhalve een waarde binnen de norm die wordt gehanteerd in de vergunde situatie die bij de vergelijking zal worden gebruikt.

Uitgangspunten

Turbintype

De definitieve windturbines gekozen voor de zes inrichtingen zijn de volgende:

- inrichtingen 1, 2, 3, 4: V162 - 5,6 MW (Vestas);
- inrichtingen 5 en 6: GE158 - 5.5 MW (GE Wind Energy).

Tabel 2.1 geeft aan de eigenschappen van de definitieve windturbines in vergelijking met de windturbines van de vergunde situatie, per inrichting. De eigenschappen van inrichting 6 zijn vetgedrukt.

¹ Bronnen: <https://www.raadvanstate.nl/actueel/nieuws/@125920/milieubeoordeling-voor-windturbinenormen>;
<https://www.commissiener.nl/documenten/00000527.pdf>

Tabel 2.1 Eigenschappen van de windturbines in de vergunde¹ en definitieve situaties

Inr.	Vermogen (kW)		Ashoogte boven N.A.P (meter)		Rotordiameter (meter)		Tiphoogte boven N.A.P (meter)	
	Vergunde situatie	Definitieve situatie	Vergunde situatie	Definitieve situatie	Vergunde situatie	Definitieve situatie	Vergunde situatie	Definitieve situatie
1	5.000	5.600	131	132	164	162	213	213
2	5.000	5.600	131	132	164	162	213	213
3	5.000	5.600	166	164	164	162	248	245
4	5.000	5.600	166	164	164	162	248	245
5	5.000	5.500	131	125,7	164	158	213	204,7
6	5.000	5.500	131	125,7	164	158	213	204,7

Turbinelocaties

Het windpark bestaat uit in totaal 61 windturbines in 6 lijnen, verdeeld over 6 inrichtingen. Iedere lijn heeft een afkorting en een naam. Zie afbeelding 1.1 voor de locatie van de inrichtingen. De onderstaande tabel geeft aan wat de betekenis is van de afkortingen bij de windturbines.

Tabel 2.2 Afkortingen van de windturbines

Afkorting	Inrichting	Betekenis
VT	1	Klokbekertocht/Vuursteentocht oftewel VT-lijn
RD	2	Rivierduintocht
ET	3	Elandtocht
RT	4	Rendiertocht
BU	5, 6	Buitendijks

Het uitgangspunt van de turbineposities is de vergunde situatie inclusief het aanpassen van de posities van windturbines RD10 en RD11 op 21 mei 2019². In dit verificatieonderzoek zijn dezelfde posities van de windturbines gebruikt.

Hinderduur

Om aan de norm te toetsen is slagschaduw vertaald in de verwachte hinderduur. Dit is het aantal uren in een jaar dat slagschaduw wordt veroorzaakt. De volgende data zijn gebruikt voor de analyse:

- aangezien het een gemiddelde betreft, wordt uitgegaan van het gemiddeld aantal zonuren als opgegeven door het KNMI voor locatie Lelystad tussen 2008 en 2017;
- tevens zijn de windrichting en de windsnelheid meegenomen in de analyse. De onderlinge beïnvloeding, oftewel windzog, is berekend middels N/O Jensen Wake Model. Voor de meteorologische gegevens is uitgegaan van een Mesoscale dataset van EMDCOnWx. De dataset beslaat gebieden met een resolutie van drie maal drie kilometer en historische uurlijkse waarden (richting, snelheid, temperatuur, et cetera) voor heel Europa;

¹ Het gaat hier om de turbintypes die gebruikt zijn in het oorspronkelijke onderzoek voor de vergunning en niet om de daadwerkelijk toegestane dimensionering van de turbines. De definitief geselecteerde turbintypes vallen beiden binnen de door de bevoegde gezagen gestelde eisen aan de dimensionering.

² Referentie: U19.005599/VHV/RK.

- c in de omgeving zijn weinig objecten die het windprofiel beïnvloeden. Er is uitgegaan van de volgende terrein standaard binnen WindPRO: open farmland;
- d cumulatie van slagschaduw op gevoelige objecten door andere windturbines in de omgeving is weergegeven in de resultaten. Het gaat in dit geval om cumulatie met de windturbines voor de overige inrichtingen. In enkele gevallen komt het voor dat de hoeveelheid cumulatieve slagschaduw lager is dan voor de enkele inrichting. Dit heeft te maken met wind afvang tussen windturbines; die is hoger wanneer alle inrichtingen worden meegenomen. Windafvang resulteert namelijk in minder draaiuren waardoor het slagschaduw effect ook minder wordt.

Omdat niet te bepalen is hoeveel minuten slagschaduw per keer plaatsvindt, is de toetsing gedaan op basis van de gebruikte normen in de vergunde situatie. Het is dus verwacht een slagschaduwduur van maximaal 17 (dagen) * 20 (minuten) = 340 minuten, oftewel 5 uur en 40 minuten. Deze toetsing is strenger dan de wettelijke eis, aangezien in deze berekening alle slagschaduwminuten zijn meegenomen, dus ook de dagen dat het minder dan 20 minuten optreedt.

Bedrijfswoningen

Voor zes woningen in het projectgebied geldt dat dit bedrijfswoningen zijn die bij het windpark horen. Dit betekent dat de woningen vanwege de functionele en organisatorische bindingen tussen de eigenaren/gebruikers en het windpark niet zijn aan te merken als gevoelige objecten. Ondanks dat deze woningen hiermee niet langer als gevoelig object worden getoetst aan de normering uit het Activiteitenbesluit en de -regeling, is ook voor deze woningen de slagschaduwduur inzichtelijk gemaakt.

De volgende zes adressen kunnen volgens bovenstaande definitie worden aangemerkt als bedrijfswoning:

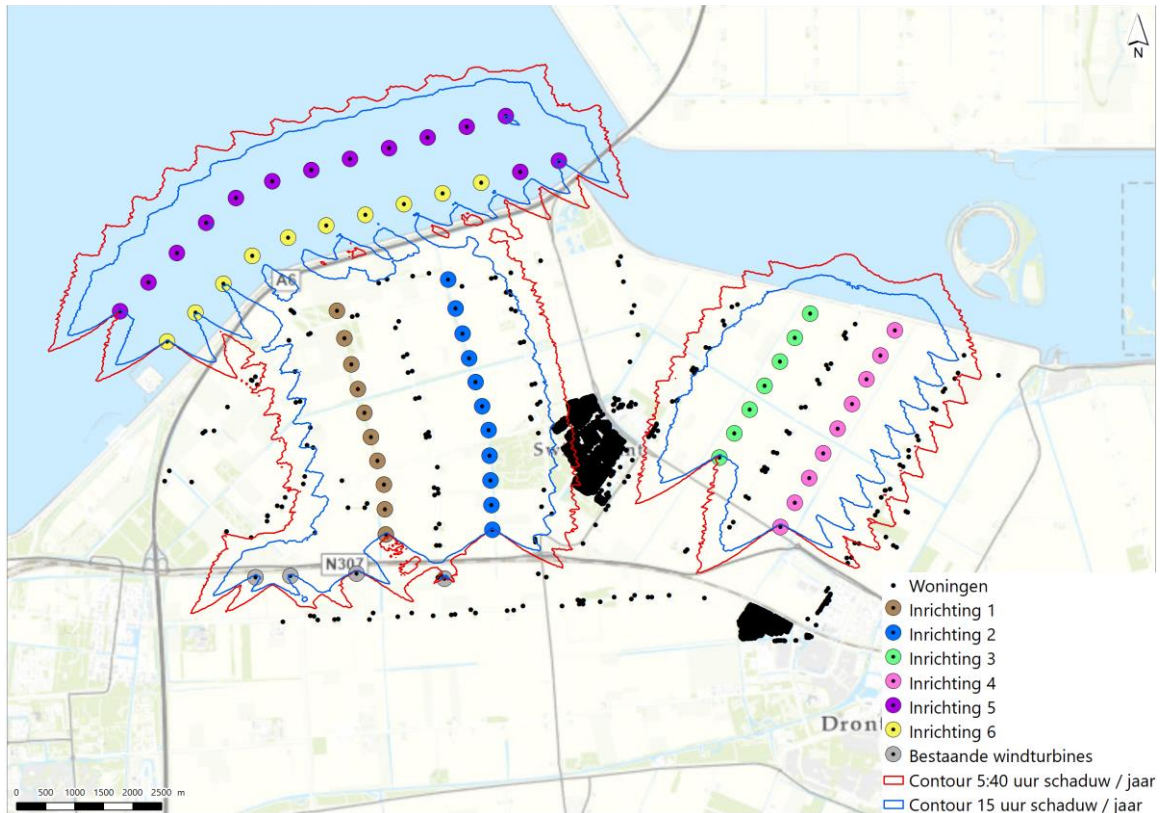
- Visvijverweg 22, Swifterbant;
- Visvijverweg 32, Swifterbant;
- Visvijverweg 34, Swifterbant;
- Swiferringweg 11, Lelystad;
- Swiferringweg 13, Lelystad;
- Klingenweg 1, Swifterbant.

3 TOETSING

De onderstaande resultaten zijn opgesteld voor Inrichting 6 - Buitendijks. De inrichting is individueel doorgerekend om de slagschaduweffecten van de betreffende lijnopstelling te kwantificeren. Om het schaduweffect van inrichting 6 te bepalen en uitgaande van dezelfde uitgangspunten van de vergunde situatie zijn de bestaande windturbines (buiten het projectgebied van Windplanblauw) niet meegenomen omdat de schaduwcontouren van deze inrichting de schaduwcontouren van de bestaande turbines niet bereiken (grote afstand tussen inrichting en bestaande windturbines).

Vervolgens zijn ook de omliggende windturbines meegenomen (inrichting 1 tot en met 6 en bestaande windturbines) om de cumulatieve slagschaduweffecten te beoordelen. De onderstaande afbeelding toont het projectgebied met de inrichtingen en de meegenomen bestaande windturbines. In rood is de contour van 5.40 uur schaduw/jaar aangegeven die aan de normen van de vergunde situatie voldoet. Binnen deze contour bevinden zich de woningen die in de toetsingsnorm vallen. Als indicatieve parameter geldt bijvoorbeeld dat woningen binnen de blauwe contour meer dan 15 uur schaduw per jaar ontvangen.

Afbeelding 3.1 Resultaten slagschaduwanalyse van definitieve windturbines met cumulatie



Inrichting 6 zorgt voor slagschaduweffecten bij 13 gevoelige objecten (1 minder dan de vergunde situatie). Hiervan liggen 0 objecten binnen de toetsingsnorm van 5 uur en 40 minuten. Bijlage I toont alle adressen die schaduw ontvangen van inrichting 6. De modelresultaten van deze berekening zijn terug te vinden in bijlage II.

In de cumulatieve berekeningen ontstaan slagschaduweffecten bij 2.388 gevoelige objecten (111 minder dan de vergunde situatie). Hiervan liggen 573 objecten binnen de toetsingsnorm van 5 uur en 40 minuten (2 minder dan de vergunde situatie). Van deze 573 objecten zijn er in totaal zes bedrijfswoningen en één gebouw met gezondheids- of onderwijsfunctie (net als in de vergunde situatie). Voor de cumulatie zijn de modelresultaten in bijlage III te vinden.

Vergelijking resultaten tussen vergunde en definitieve situaties

Tabel 3.1 geeft het verschil aan tussen het aantal gevoelige objecten binnen de toetsingsnorm van 5 uur en 40 minuten per inrichting in de vergunde en de definitieve situaties. In de tabel is de vergelijking voor inrichting 6 vetgedrukt.

Het resultaat voor de cumulatieve berekening bestaat niet uit een som van de resultaten per inrichting. Dit komt doordat een gevoelig object tegelijkertijd schaduw kan ondervinden van meerdere windturbines. Die dubbeltelling zorgt ervoor dat in cumulatie het aantal woningen lager is dan de som van de inrichtingen.

Tabel 3.2 Vergelijking van schaduwwen tussen vergunde en definitieve situaties

Inrichting	Vergunde situatie		Definitieve situatie	
	Aantal gevoelige objecten met schaduw	Aantal gevoelige objecten binnen de toetsingsnorm van 5 uur en 40 minuten	Aantal gevoelige objecten met schaduw	Aantal gevoelige objecten binnen de toetsingsnorm van 5 uur en 40 minuten
1 - VT	65	47	65	47
2 - RD	1.996	485	1.935	468
3 - ET	445	48	396	48
4 - RT	57	48	56	48
5 - BU	0	0	0	0
6 - BU	14	1	13	0
cumulatie	2.499	575	2.388	573

In conclusie, binnen inrichting 6 is er één minder gevoelig object dat binnen de toetsingsnorm (5 uur en 40 minuten) ligt. De afname van het aantal objecten in de resultaten is te verklaren door de kleinere rotordiameter van de definitieve turbines. Dit betekent dat de definitieve windturbines van inrichting 6 geen schaduw veroorzaken boven de toetsingsnorm op woningen die binnen een afstand van de windturbines van 12 maal de rotordiameter zijn gelegen, zoals in de vergunde situatie.

Wat de gelijktijdige werking van het gehele windpark betreft, toont de cumulatieve berekening aan dat er minder woningen binnen de toetsingsnorm vallen. Voor deze woningen zullen nog steeds mitigatiemaatregelen van toepassing zijn, wat betekent dat de definitieve situatie na mitigatie niet zal verslechteren in vergelijking met de vergunde situatie.

Mitigatie

De windturbines van inrichting 6 zullen worden voorzien van een automatische stilstandsregeling¹. Met deze regeling wordt de hinderduur beperkt zodat de norm gebruikt in de vergunde situatie niet wordt overschreden. De windturbines worden automatisch afgeschakeld op het moment dat de slagschaduwduur binnen de norm wordt bereikt, hiermee is overschrijding van de norm uitgesloten.

¹ Tevens is in een separate bijlage een monitoringsplan opgesteld dat de integrale monitoring voor alle inrichtingen van het park inzichtelijk maakt. Dit plan is ook met het bevoegd gezag gedeeld.



SLAGSCHADUW EFFECTEN PER ADRES - INRICHTING 6

Inrichting 6 - Buitendijks

Adres	X	Y	Slagschaduw uren per jaar [uu:mm]				Type	Toelichten indien meer schaduwtijd in definitieve situatie (inrichting 6) is te vinden	Verschil [uu:mm] inrichting
			Inrichting 6		Cumulatie				
			Definitieve situatie	Vergunde situatie	Definitieve situatie	Vergunde situatie			
Lelystad, Visvijverweg 36	167,079	511,208	5:26	6:06	22:05	22:26	Woning buiten de toetsingsnorm		
Lelystad, Visvijverweg 40	167,112	511,181	5:00	5:37	24:04	24:17	Woning buiten de toetsingsnorm		
Lelystad, Visvijverweg 38	167,140	511,157	4:39	5:13	26:01	26:11	Woning buiten de toetsingsnorm		
Lelystad, Visvijverweg 39	167,422	510,804	2:40	2:55	30:54	30:31	Woning buiten de toetsingsnorm		
Swifterbant, Klingenweg 3	169,190	511,795	2:27	2:37	31:04	30:07	Woning buiten de toetsingsnorm		
Lelystad, Visvijverweg 41	167,383	510,785	2:07	2:15	28:15	27:50	Woning buiten de toetsingsnorm		
Lelystad, Visvijverweg 43	166,399	509,999	1:51	2:09	4:26	4:42	Woning buiten de toetsingsnorm		
Lelystad, Visvijverweg 48	166,411	509,990	1:46	2:06	4:31	4:47	Woning buiten de toetsingsnorm		
Lelystad, Visvijverweg 43	166,498	509,915	1:23	2:09	5:58	4:42	Woning buiten de toetsingsnorm		
Lelystad, Visvijverweg 46	166,472	510,054	1:22	1:34	4:39	4:49	Woning buiten de toetsingsnorm		
Swifterbant, Klingenweg 10	168,605	511,669	1:18	1:36	18:56	18:41	Woning buiten de toetsingsnorm		
Lelystad, Visvijverweg 42	167,046	510,679	1:00	1:10	19:06	18:53	Woning buiten de toetsingsnorm		
Swifterbant, Klingenweg 8	168,750	511,734	0:40	0:49	17:56	17:36	Woning buiten de toetsingsnorm		



BIJLAGE: WINDPRO OUTPUT VAN INRICHTING 6

SHADOW - Main Result

Calculation: Slagschaduw_WindplanBlauw_Inrichting6_Buitendijks Assumptions for shadow calculations

Maximum distance for influence
 Calculate only when more than 20 % of sun is covered by the blade
 Please look in WTG table

Minimum sun height over horizon for influence 5 °
 Day step for calculation 1 days
 Time step for calculation 1 minutes

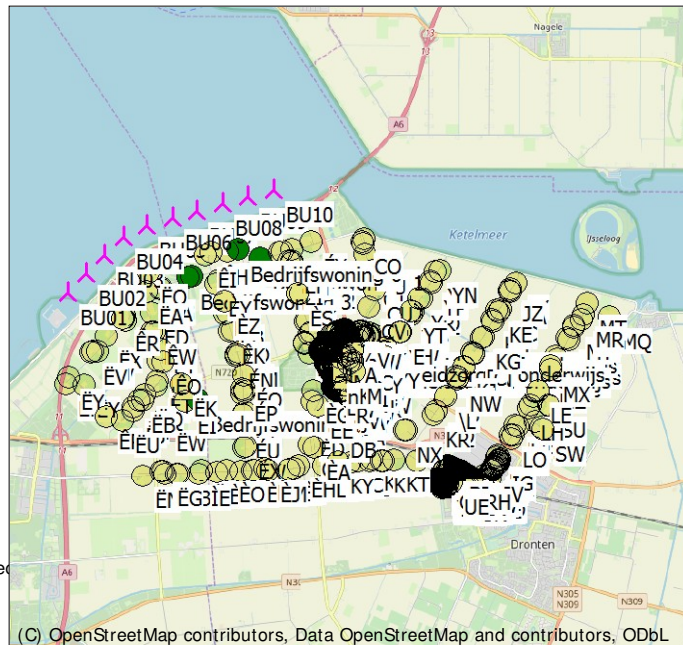
Sunshine probability S (Average daily sunshine hours) []
 Jan Feb Mar Apr May Jun Jul Aug Sep Oct Nov Dec
 2.11 3.10 5.00 6.82 7.26 7.17 7.02 6.80 5.35 3.93 2.03 1.78

Operational hours are calculated from WTGs in calculation and wind distribution:
 EmdConwx_N52.580_E005.600 (1)

Operational time
 N NNE ENE E ESE SSE S SSW WSW W WNW NNW Sum
 493 426 551 660 491 444 665 1,159 1,312 977 660 769 8,608
 Idle start wind speed: Cut in wind speed from power curve

A ZVI (Zones of Visual Influence) calculation is performed before flicker calculation so non visible WTG do not contribute to calculated flicker values. A WTG will be visible if it is visible from any part of the receiver window. The ZVI calculation is based on the following assumptions:
 Height contours used: Project Wizard Elevation Data Grid (SRTM: Shuttle DTM 1 arc-sec)
 Obstacles used in calculation
 Receptor grid resolution: 10.0 m

All coordinates are in
 Dutch Stereo-RD/NAP 2008



Scale 1:200,000
 New WTG Shadow receptor

WTGs

	X (east)	Y (north)	Z [m]	Row data/Description	WTG type			Shadow data				
					Valid	Manufact.	Type-generator	Power, rated [kW]	Rotor diameter [m]	Hub height [m]	Calculation distance [m]	RPM [RPM]
BU01	164,953	510,670	4.8	GE WIND ENERGY 5.5-158 WP Blauw...	Yes	GE WIND ENERGY	5.5-158 WP Blauw-5,500	5,500	158.0	120.9	1,896	0.0
BU02	165,438	511,168	4.8	GE WIND ENERGY 5.5-158 WP Blauw...	Yes	GE WIND ENERGY	5.5-158 WP Blauw-5,500	5,500	158.0	120.9	1,896	0.0
BU03	165,923	511,666	4.8	GE WIND ENERGY 5.5-158 WP Blauw...	Yes	GE WIND ENERGY	5.5-158 WP Blauw-5,500	5,500	158.0	120.9	1,896	0.0
BU04	166,423	512,149	4.8	GE WIND ENERGY 5.5-158 WP Blauw...	Yes	GE WIND ENERGY	5.5-158 WP Blauw-5,500	5,500	158.0	120.9	1,896	0.0
BU05	167,040	512,464	4.8	GE WIND ENERGY 5.5-158 WP Blauw...	Yes	GE WIND ENERGY	5.5-158 WP Blauw-5,500	5,500	158.0	120.9	1,896	0.0
BU06	167,705	512,666	4.8	GE WIND ENERGY 5.5-158 WP Blauw...	Yes	GE WIND ENERGY	5.5-158 WP Blauw-5,500	5,500	158.0	120.9	1,896	0.0
BU07	168,374	512,852	4.8	GE WIND ENERGY 5.5-158 WP Blauw...	Yes	GE WIND ENERGY	5.5-158 WP Blauw-5,500	5,500	158.0	120.9	1,896	0.0
BU08	169,044	513,039	4.8	GE WIND ENERGY 5.5-158 WP Blauw...	Yes	GE WIND ENERGY	5.5-158 WP Blauw-5,500	5,500	158.0	120.9	1,896	0.0
BU09	169,713	513,225	4.8	GE WIND ENERGY 5.5-158 WP Blauw...	Yes	GE WIND ENERGY	5.5-158 WP Blauw-5,500	5,500	158.0	120.9	1,896	0.0
BU10	170,383	513,412	4.8	GE WIND ENERGY 5.5-158 WP Blauw...	Yes	GE WIND ENERGY	5.5-158 WP Blauw-5,500	5,500	158.0	120.9	1,896	0.0

Shadow receptor-Input

No.	Name	X (east)	Y (north)	Z	Width	Height	Elevation a.g.l.	Slope of window	Direction mode	Eye height (ZVI) a.g.l.
		[m]	[m]	[m]	[m]	[m]	[m]	[°]		[m]
	A	175,055	505,784	-5.0	5.0	8.0	0.5	90.0	"Green house mode"	8.5
	AA	175,436	505,897	-5.0	5.0	8.0	0.5	90.0	"Green house mode"	8.5
	aA	174,876	505,739	-6.0	5.0	8.0	0.5	90.0	"Green house mode"	8.5
	aB	174,876	505,745	-6.0	5.0	8.0	0.5	90.0	"Green house mode"	8.5
	AB	175,430	505,887	-5.1	5.0	8.0	0.5	90.0	"Green house mode"	8.5
	aC	176,167	505,764	-6.0	5.0	8.0	0.5	90.0	"Green house mode"	8.5
	AC	175,426	505,877	-5.5	5.0	8.0	0.5	90.0	"Green house mode"	8.5
	AD	175,421	505,867	-5.8	5.0	8.0	0.5	90.0	"Green house mode"	8.5
	aD	177,362	508,093	-3.5	5.0	8.0	0.5	90.0	"Green house mode"	8.5
	aE	175,557	505,839	-5.9	5.0	8.0	0.5	90.0	"Green house mode"	8.5
	AE	175,415	505,857	-6.0	5.0	8.0	0.5	90.0	"Green house mode"	8.5
	aF	175,048	505,716	-5.1	5.0	8.0	0.5	90.0	"Green house mode"	8.5
	AF	175,410	505,847	-5.8	5.0	8.0	0.5	90.0	"Green house mode"	8.5
	aG	175,053	505,714	-5.0	5.0	8.0	0.5	90.0	"Green house mode"	8.5
	AG	175,405	505,836	-5.5	5.0	8.0	0.5	90.0	"Green house mode"	8.5
	aH	175,093	505,694	-5.6	5.0	8.0	0.5	90.0	"Green house mode"	8.5

To be continued on next page...

SHADOW - Main Result

Calculation: Slagschaduw_WindplanBlauw_Inrichting6_Buitendijks

...continued from previous page

No.	Name	X (east)	Y (north)	Z	Width	Height	Elevation a.g.l.	Slope of window	Direction mode	Eye height (ZVI) a.g.l.
				[m]	[m]	[m]	[m]	[°]		[m]
AH		175,400	505,826	-5.2	5.0	8.0	0.5	90.0	"Green house mode"	8.5
AI		175,395	505,817	-5.1	5.0	8.0	0.5	90.0	"Green house mode"	8.5
al		175,099	505,691	-5.5	5.0	8.0	0.5	90.0	"Green house mode"	8.5
aJ		174,977	505,572	-5.8	5.0	8.0	0.5	90.0	"Green house mode"	8.5
AJ		175,369	505,766	-5.6	5.0	8.0	0.5	90.0	"Green house mode"	8.5
AK		175,364	505,757	-5.8	5.0	8.0	0.5	90.0	"Green house mode"	8.5
aK		174,971	505,572	-5.8	5.0	8.0	0.5	90.0	"Green house mode"	8.5
AL		175,359	505,746	-6.0	5.0	8.0	0.5	90.0	"Green house mode"	8.5
aL		174,966	505,571	-5.8	5.0	8.0	0.5	90.0	"Green house mode"	8.5
aM		174,961	505,570	-5.8	5.0	8.0	0.5	90.0	"Green house mode"	8.5
AM		175,354	505,736	-6.0	5.0	8.0	0.5	90.0	"Green house mode"	8.5
aN		174,955	505,571	-5.9	5.0	8.0	0.5	90.0	"Green house mode"	8.5
AN		175,349	505,726	-6.0	5.0	8.0	0.5	90.0	"Green house mode"	8.5
AO		175,343	505,716	-6.0	5.0	8.0	0.5	90.0	"Green house mode"	8.5
aO		174,950	505,570	-5.9	5.0	8.0	0.5	90.0	"Green house mode"	8.5
aP		174,944	505,569	-6.0	5.0	8.0	0.5	90.0	"Green house mode"	8.5
AP		175,338	505,706	-6.0	5.0	8.0	0.5	90.0	"Green house mode"	8.5
AQ		175,333	505,695	-6.0	5.0	8.0	0.5	90.0	"Green house mode"	8.5
aQ		174,928	505,568	-6.0	5.0	8.0	0.5	90.0	"Green house mode"	8.5
aR		174,923	505,567	-6.0	5.0	8.0	0.5	90.0	"Green house mode"	8.5
AR		175,328	505,685	-6.0	5.0	8.0	0.5	90.0	"Green house mode"	8.5
AS		175,323	505,675	-6.0	5.0	8.0	0.5	90.0	"Green house mode"	8.5
aS		174,918	505,566	-6.0	5.0	8.0	0.5	90.0	"Green house mode"	8.5
aT		174,912	505,566	-6.0	5.0	8.0	0.5	90.0	"Green house mode"	8.5
AT		174,950	505,838	-4.4	5.0	8.0	0.5	90.0	"Green house mode"	8.5
AU		175,114	505,753	-5.0	5.0	8.0	0.5	90.0	"Green house mode"	8.5
aU		174,907	505,565	-6.0	5.0	8.0	0.5	90.0	"Green house mode"	8.5
AV		175,108	505,756	-5.0	5.0	8.0	0.5	90.0	"Green house mode"	8.5
aV		174,902	505,564	-6.0	5.0	8.0	0.5	90.0	"Green house mode"	8.5
AW		175,045	505,986	-5.8	5.0	8.0	0.5	90.0	"Green house mode"	8.5
aW		174,896	505,564	-6.2	5.0	8.0	0.5	90.0	"Green house mode"	8.5
AX		175,045	505,986	-5.8	5.0	8.0	0.5	90.0	"Green house mode"	8.5
aX		174,891	505,563	-6.3	5.0	8.0	0.5	90.0	"Green house mode"	8.5
aY		175,048	505,537	-5.1	5.0	8.0	0.5	90.0	"Green house mode"	8.5
AY		175,055	506,006	-6.0	5.0	8.0	0.5	90.0	"Green house mode"	8.5
aZ		174,939	505,568	-6.0	5.0	8.0	0.5	90.0	"Green house mode"	8.5
AZ		175,051	505,999	-6.0	5.0	8.0	0.5	90.0	"Green house mode"	8.5
B		175,062	505,782	-5.0	5.0	8.0	0.5	90.0	"Green house mode"	8.5
bA		175,077	505,540	-5.0	5.0	8.0	0.5	90.0	"Green house mode"	8.5
BA		175,076	506,051	-6.3	5.0	8.0	0.5	90.0	"Green house mode"	8.5
bB		175,116	505,580	-5.0	5.0	8.0	0.5	90.0	"Green house mode"	8.5
BB		175,426	508,748	-4.2	5.0	8.0	0.5	90.0	"Green house mode"	8.5
BC		175,067	506,023	-6.2	5.0	8.0	0.5	90.0	"Green house mode"	8.5
bC		175,109	505,582	-5.0	5.0	8.0	0.5	90.0	"Green house mode"	8.5
BD		175,063	506,017	-6.1	5.0	8.0	0.5	90.0	"Green house mode"	8.5
bD		175,102	505,581	-5.0	5.0	8.0	0.5	90.0	"Green house mode"	8.5
BE		172,085	506,187	-3.7	5.0	8.0	0.5	90.0	"Green house mode"	8.5
bE		175,096	505,580	-5.0	5.0	8.0	0.5	90.0	"Green house mode"	8.5
Bedrijfswoning 1	Bedrijfswoning 1	170,045	511,612	-4.2	5.0	8.0	0.5	90.0	"Green house mode"	8.5
Bedrijfswoning 2	Bedrijfswoning 2	168,230	511,118	-1.7	5.0	8.0	0.5	90.0	"Green house mode"	8.5
Bedrijfswoning 3	Bedrijfswoning 3	168,141	511,093	-1.1	5.0	8.0	0.5	90.0	"Green house mode"	8.5
Bedrijfswoning 4	Bedrijfswoning 4	168,398	507,864	-4.0	5.0	8.0	0.5	90.0	"Green house mode"	8.5
Bedrijfswoning 5	Bedrijfswoning 5	168,360	507,795	-5.2	5.0	8.0	0.5	90.0	"Green house mode"	8.5
Bedrijfswoning 6	Bedrijfswoning 6	169,470	511,844	-3.3	5.0	8.0	0.5	90.0	"Green house mode"	8.5
bF		175,089	505,579	-5.1	5.0	8.0	0.5	90.0	"Green house mode"	8.5
BF		174,956	505,842	-4.5	5.0	8.0	0.5	90.0	"Green house mode"	8.5
BG		175,090	505,764	-5.0	5.0	8.0	0.5	90.0	"Green house mode"	8.5
bG		175,083	505,579	-5.2	5.0	8.0	0.5	90.0	"Green house mode"	8.5
BH		175,096	505,761	-5.0	5.0	8.0	0.5	90.0	"Green house mode"	8.5
bH		175,075	505,578	-5.4	5.0	8.0	0.5	90.0	"Green house mode"	8.5
bl		175,069	505,578	-5.5	5.0	8.0	0.5	90.0	"Green house mode"	8.5
BI		175,260	505,879	-5.8	5.0	8.0	0.5	90.0	"Green house mode"	8.5
bJ		175,047	505,576	-5.9	5.0	8.0	0.5	90.0	"Green house mode"	8.5
BJ		175,299	505,857	-5.0	5.0	8.0	0.5	90.0	"Green house mode"	8.5
bK		175,040	505,575	-5.9	5.0	8.0	0.5	90.0	"Green house mode"	8.5

To be continued on next page...

SHADOW - Main Result

Calculation: Slagschaduw_WindplanBlauw_Inrichting6_Buitendijks

...continued from previous page

No.	Name	X (east)	Y (north)	Z	Width	Height	Elevation a.g.l.	Slope of window [°]	Direction mode	Eye height (ZVI) a.g.l. [m]
BK		175,025	505,879	-5.2	5.0	8.0	0.5	90.0	"Green house mode"	8.5
BL		175,072	505,773	-5.0	5.0	8.0	0.5	90.0	"Green house mode"	8.5
bL		175,033	505,574	-5.9	5.0	8.0	0.5	90.0	"Green house mode"	8.5
bM		175,027	505,574	-5.9	5.0	8.0	0.5	90.0	"Green house mode"	8.5
BM		175,078	505,770	-5.0	5.0	8.0	0.5	90.0	"Green house mode"	8.5
BN		175,506	505,675	-6.0	5.0	8.0	0.5	90.0	"Green house mode"	8.5
bN		175,020	505,573	-6.0	5.0	8.0	0.5	90.0	"Green house mode"	8.5
BO		175,533	505,663	-5.3	5.0	8.0	0.5	90.0	"Green house mode"	8.5
bO		175,012	505,572	-6.0	5.0	8.0	0.5	90.0	"Green house mode"	8.5
BP		175,499	505,659	-5.9	5.0	8.0	0.5	90.0	"Green house mode"	8.5
bP		175,007	505,571	-5.9	5.0	8.0	0.5	90.0	"Green house mode"	8.5
BQ		175,495	505,646	-5.7	5.0	8.0	0.5	90.0	"Green house mode"	8.5
bQ		174,999	505,571	-5.9	5.0	8.0	0.5	90.0	"Green house mode"	8.5
BR		175,493	505,641	-5.7	5.0	8.0	0.5	90.0	"Green house mode"	8.5
bR		175,062	505,538	-5.0	5.0	8.0	0.5	90.0	"Green house mode"	8.5
BS		175,491	505,636	-5.7	5.0	8.0	0.5	90.0	"Green house mode"	8.5
bS		174,950	505,763	-5.7	5.0	8.0	0.5	90.0	"Green house mode"	8.5
BT		175,488	505,631	-5.7	5.0	8.0	0.5	90.0	"Green house mode"	8.5
bT		174,954	505,760	-5.7	5.0	8.0	0.5	90.0	"Green house mode"	8.5
bU		174,981	506,024	-5.5	5.0	8.0	0.5	90.0	"Green house mode"	8.5
BU		175,486	505,626	-5.8	5.0	8.0	0.5	90.0	"Green house mode"	8.5
bV		174,985	506,021	-5.4	5.0	8.0	0.5	90.0	"Green house mode"	8.5
BV		175,483	505,621	-5.8	5.0	8.0	0.5	90.0	"Green house mode"	8.5
BW		175,481	505,616	-5.9	5.0	8.0	0.5	90.0	"Green house mode"	8.5
bW		174,990	506,018	-5.5	5.0	8.0	0.5	90.0	"Green house mode"	8.5
bX		174,995	506,016	-5.6	5.0	8.0	0.5	90.0	"Green house mode"	8.5
BX		175,479	505,611	-6.0	5.0	8.0	0.5	90.0	"Green house mode"	8.5
BY		174,975	505,823	-4.0	5.0	8.0	0.5	90.0	"Green house mode"	8.5
bY		174,999	506,013	-5.6	5.0	8.0	0.5	90.0	"Green house mode"	8.5
bZ		175,004	506,010	-5.7	5.0	8.0	0.5	90.0	"Green house mode"	8.5
BZ		174,981	505,820	-4.1	5.0	8.0	0.5	90.0	"Green house mode"	8.5
C		172,675	506,252	-5.0	5.0	8.0	0.5	90.0	"Green house mode"	8.5
cA		175,009	506,007	-5.7	5.0	8.0	0.5	90.0	"Green house mode"	8.5
CA		175,010	505,805	-4.3	5.0	8.0	0.5	90.0	"Green house mode"	8.5
cB		175,013	506,004	-5.7	5.0	8.0	0.5	90.0	"Green house mode"	8.5
CB		175,017	505,802	-4.2	5.0	8.0	0.5	90.0	"Green house mode"	8.5
CC		175,455	505,627	-5.4	5.0	8.0	0.5	90.0	"Green house mode"	8.5
cC		175,018	506,001	-5.7	5.0	8.0	0.5	90.0	"Green house mode"	8.5
CD		175,444	505,632	-5.1	5.0	8.0	0.5	90.0	"Green house mode"	8.5
cD		174,966	505,755	-5.5	5.0	8.0	0.5	90.0	"Green house mode"	8.5
CE		174,994	505,815	-4.3	5.0	8.0	0.5	90.0	"Green house mode"	8.5
cE		174,966	505,754	-5.5	5.0	8.0	0.5	90.0	"Green house mode"	8.5
CF		175,000	505,813	-4.3	5.0	8.0	0.5	90.0	"Green house mode"	8.5
cF		174,971	505,752	-5.5	5.0	8.0	0.5	90.0	"Green house mode"	8.5
cG		174,970	505,752	-5.5	5.0	8.0	0.5	90.0	"Green house mode"	8.5
CG		175,217	505,903	-5.6	5.0	8.0	0.5	90.0	"Green house mode"	8.5
CH		176,338	506,144	-5.0	5.0	8.0	0.5	90.0	"Green house mode"	8.5
cH		174,981	505,747	-5.5	5.0	8.0	0.5	90.0	"Green house mode"	8.5
CI		175,036	505,795	-4.6	5.0	8.0	0.5	90.0	"Green house mode"	8.5
cl		174,988	505,745	-5.5	5.0	8.0	0.5	90.0	"Green house mode"	8.5
CJ		175,029	505,798	-4.4	5.0	8.0	0.5	90.0	"Green house mode"	8.5
cJ		175,091	505,540	-5.0	5.0	8.0	0.5	90.0	"Green house mode"	8.5
CK		175,450	505,705	-5.0	5.0	8.0	0.5	90.0	"Green house mode"	8.5
cK		175,037	505,722	-5.2	5.0	8.0	0.5	90.0	"Green house mode"	8.5
CL		172,657	509,570	-3.2	5.0	8.0	0.5	90.0	"Green house mode"	8.5
cL		175,031	505,724	-5.2	5.0	8.0	0.5	90.0	"Green house mode"	8.5
CM		174,987	505,904	-5.0	5.0	8.0	0.5	90.0	"Green house mode"	8.5
cM		174,978	505,960	-5.0	5.0	8.0	0.5	90.0	"Green house mode"	8.5
cN		174,976	505,955	-5.0	5.0	8.0	0.5	90.0	"Green house mode"	8.5
CN		175,701	509,069	-3.5	5.0	8.0	0.5	90.0	"Green house mode"	8.5
CO		172,741	512,035	-2.9	5.0	8.0	0.5	90.0	"Green house mode"	8.5
cO		174,973	505,951	-5.0	5.0	8.0	0.5	90.0	"Green house mode"	8.5
cP		174,971	505,946	-5.0	5.0	8.0	0.5	90.0	"Green house mode"	8.5
CP		172,784	512,131	-4.9	5.0	8.0	0.5	90.0	"Green house mode"	8.5
cQ		174,968	505,941	-5.0	5.0	8.0	0.5	90.0	"Green house mode"	8.5

To be continued on next page...

SHADOW - Main Result

Calculation: Slagschaduw_WindplanBlauw_Inrichting6_Buitendijks

...continued from previous page

No.	Name	X (east)	Y (north)	Z	Width	Height	Elevation a.g.l.	Slope of window [°]	Direction mode	Eye height (ZVI) a.g.l. [m]
	CQ	172,755	511,986	-3.5	5.0	8.0	0.5	90.0	"Green house mode"	8.5
	cR	174,966	505,936	-5.0	5.0	8.0	0.5	90.0	"Green house mode"	8.5
	CR	172,835	511,695	-3.1	5.0	8.0	0.5	90.0	"Green house mode"	8.5
	CS	173,019	511,284	-4.8	5.0	8.0	0.5	90.0	"Green house mode"	8.5
	cS	174,963	505,931	-5.0	5.0	8.0	0.5	90.0	"Green house mode"	8.5
	cT	174,961	505,926	-5.0	5.0	8.0	0.5	90.0	"Green house mode"	8.5
	CT	172,979	511,166	-4.0	5.0	8.0	0.5	90.0	"Green house mode"	8.5
	CU	173,085	510,780	-3.6	5.0	8.0	0.5	90.0	"Green house mode"	8.5
	cU	174,959	505,922	-5.0	5.0	8.0	0.5	90.0	"Green house mode"	8.5
	CV	172,944	510,309	-3.6	5.0	8.0	0.5	90.0	"Green house mode"	8.5
	cV	174,956	505,917	-5.0	5.0	8.0	0.5	90.0	"Green house mode"	8.5
	cW	174,954	505,911	-5.0	5.0	8.0	0.5	90.0	"Green house mode"	8.5
	CW	172,916	508,336	-3.6	5.0	8.0	0.5	90.0	"Green house mode"	8.5
	cX	174,933	505,978	-5.0	5.0	8.0	0.5	90.0	"Green house mode"	8.5
	CX	172,851	508,241	-2.5	5.0	8.0	0.5	90.0	"Green house mode"	8.5
	cY	174,930	505,974	-4.9	5.0	8.0	0.5	90.0	"Green house mode"	8.5
	CY	172,570	507,825	-4.4	5.0	8.0	0.5	90.0	"Green house mode"	8.5
	cZ	174,927	505,969	-4.9	5.0	8.0	0.5	90.0	"Green house mode"	8.5
	CZ	172,527	507,760	-4.8	5.0	8.0	0.5	90.0	"Green house mode"	8.5
	D	175,024	505,927	-5.0	5.0	8.0	0.5	90.0	"Green house mode"	8.5
	dA	174,924	505,965	-4.8	5.0	8.0	0.5	90.0	"Green house mode"	8.5
	DA	172,352	507,500	-5.0	5.0	8.0	0.5	90.0	"Green house mode"	8.5
	DB	172,136	507,178	-5.2	5.0	8.0	0.5	90.0	"Green house mode"	8.5
	dB	174,921	505,960	-4.7	5.0	8.0	0.5	90.0	"Green house mode"	8.5
	DC	175,391	505,733	-6.0	5.0	8.0	0.5	90.0	"Green house mode"	8.5
	dC	174,918	505,956	-4.6	5.0	8.0	0.5	90.0	"Green house mode"	8.5
	dD	174,915	505,951	-4.4	5.0	8.0	0.5	90.0	"Green house mode"	8.5
	DD	175,414	505,722	-5.4	5.0	8.0	0.5	90.0	"Green house mode"	8.5
	DE	175,383	505,722	-6.0	5.0	8.0	0.5	90.0	"Green house mode"	8.5
	dE	174,912	505,947	-4.4	5.0	8.0	0.5	90.0	"Green house mode"	8.5
	dF	174,909	505,942	-4.4	5.0	8.0	0.5	90.0	"Green house mode"	8.5
	DF	175,408	505,709	-5.6	5.0	8.0	0.5	90.0	"Green house mode"	8.5
	dG	174,906	505,938	-4.5	5.0	8.0	0.5	90.0	"Green house mode"	8.5
	DG	175,377	505,706	-6.0	5.0	8.0	0.5	90.0	"Green house mode"	8.5
	dH	174,903	505,933	-4.6	5.0	8.0	0.5	90.0	"Green house mode"	8.5
	DH	175,370	505,691	-6.0	5.0	8.0	0.5	90.0	"Green house mode"	8.5
	DI	175,394	505,681	-6.0	5.0	8.0	0.5	90.0	"Green house mode"	8.5
	dI	174,896	505,922	-4.9	5.0	8.0	0.5	90.0	"Green house mode"	8.5
	DJ	175,365	505,679	-6.0	5.0	8.0	0.5	90.0	"Green house mode"	8.5
	dJ	174,893	505,917	-5.0	5.0	8.0	0.5	90.0	"Green house mode"	8.5
	DK	175,388	505,669	-5.8	5.0	8.0	0.5	90.0	"Green house mode"	8.5
	dK	174,889	505,913	-5.1	5.0	8.0	0.5	90.0	"Green house mode"	8.5
	dL	174,887	505,909	-5.1	5.0	8.0	0.5	90.0	"Green house mode"	8.5
	DL	175,360	505,667	-5.8	5.0	8.0	0.5	90.0	"Green house mode"	8.5
	DM	175,383	505,657	-5.4	5.0	8.0	0.5	90.0	"Green house mode"	8.5
	dM	174,884	505,904	-5.2	5.0	8.0	0.5	90.0	"Green house mode"	8.5
	dN	174,881	505,900	-5.3	5.0	8.0	0.5	90.0	"Green house mode"	8.5
	DN	175,377	505,647	-5.1	5.0	8.0	0.5	90.0	"Green house mode"	8.5
	DO	175,355	505,658	-5.5	5.0	8.0	0.5	90.0	"Green house mode"	8.5
	dO	174,878	505,895	-5.5	5.0	8.0	0.5	90.0	"Green house mode"	8.5
	DP	175,353	505,652	-5.3	5.0	8.0	0.5	90.0	"Green house mode"	8.5
	dP	174,874	505,891	-5.7	5.0	8.0	0.5	90.0	"Green house mode"	8.5
	DQ	175,350	505,648	-5.2	5.0	8.0	0.5	90.0	"Green house mode"	8.5
	dQ	174,872	505,886	-5.7	5.0	8.0	0.5	90.0	"Green house mode"	8.5
	dR	174,868	505,882	-5.7	5.0	8.0	0.5	90.0	"Green house mode"	8.5
	DR	175,348	505,643	-5.0	5.0	8.0	0.5	90.0	"Green house mode"	8.5
	DS	175,346	505,638	-4.9	5.0	8.0	0.5	90.0	"Green house mode"	8.5
	dS	174,865	505,877	-5.6	5.0	8.0	0.5	90.0	"Green house mode"	8.5
	DT	175,343	505,633	-4.8	5.0	8.0	0.5	90.0	"Green house mode"	8.5
	dT	174,862	505,873	-5.5	5.0	8.0	0.5	90.0	"Green house mode"	8.5
	DU	174,974	505,605	-5.9	5.0	8.0	0.5	90.0	"Green house mode"	8.5
	dU	174,883	505,868	-5.2	5.0	8.0	0.5	90.0	"Green house mode"	8.5
	dV	174,888	505,865	-5.1	5.0	8.0	0.5	90.0	"Green house mode"	8.5
	DV	175,003	505,595	-6.0	5.0	8.0	0.5	90.0	"Green house mode"	8.5
	dW	174,893	505,863	-5.0	5.0	8.0	0.5	90.0	"Green house mode"	8.5

To be continued on next page...

SHADOW - Main Result

Calculation: Slagschaduw_WindplanBlauw_Inrichting6_Buitendijks

...continued from previous page

No.	Name	X (east)	Y (north)	Z	Width	Height	Elevation a.g.l.	Slope of window	Direction mode	Eye height (ZVI) a.g.l.
		[m]	[m]	[m]	[m]	[m]	[m]	[°]		[m]
DW		174,969	505,604	-5.8	5.0	8.0	0.5	90.0	"Green house mode"	8.5
DX		175,003	505,601	-6.0	5.0	8.0	0.5	90.0	"Green house mode"	8.5
dX		174,897	505,861	-5.0	5.0	8.0	0.5	90.0	"Green house mode"	8.5
dY		174,902	505,858	-5.0	5.0	8.0	0.5	90.0	"Green house mode"	8.5
DY		174,963	505,603	-5.7	5.0	8.0	0.5	90.0	"Green house mode"	8.5
dZ		174,907	505,856	-5.0	5.0	8.0	0.5	90.0	"Green house mode"	8.5
DZ		174,958	505,603	-5.6	5.0	8.0	0.5	90.0	"Green house mode"	8.5
E		173,767	509,650	-5.1	5.0	8.0	0.5	90.0	"Green house mode"	8.5
EA		175,002	505,611	-6.0	5.0	8.0	0.5	90.0	"Green house mode"	8.5
eA		174,912	505,853	-5.0	5.0	8.0	0.5	90.0	"Green house mode"	8.5
eB		174,917	505,851	-4.9	5.0	8.0	0.5	90.0	"Green house mode"	8.5
EB		174,953	505,602	-5.5	5.0	8.0	0.5	90.0	"Green house mode"	8.5
EC		175,001	505,617	-5.9	5.0	8.0	0.5	90.0	"Green house mode"	8.5
eC		174,922	505,849	-4.8	5.0	8.0	0.5	90.0	"Green house mode"	8.5
eD		174,926	505,846	-4.8	5.0	8.0	0.5	90.0	"Green house mode"	8.5
ED		174,947	505,602	-5.4	5.0	8.0	0.5	90.0	"Green house mode"	8.5
eE		175,021	505,730	-5.1	5.0	8.0	0.5	90.0	"Green house mode"	8.5
EE		175,001	505,622	-5.9	5.0	8.0	0.5	90.0	"Green house mode"	8.5
EF		174,938	505,600	-5.4	5.0	8.0	0.5	90.0	"Green house mode"	8.5
eF		175,016	505,733	-5.0	5.0	8.0	0.5	90.0	"Green house mode"	8.5
eG		175,438	505,814	-5.6	5.0	8.0	0.5	90.0	"Green house mode"	8.5
EG		175,000	505,628	-5.8	5.0	8.0	0.5	90.0	"Green house mode"	8.5
EH		174,933	505,600	-5.5	5.0	8.0	0.5	90.0	"Green house mode"	8.5
eH		175,441	505,819	-5.8	5.0	8.0	0.5	90.0	"Green house mode"	8.5
el		174,999	505,741	-5.3	5.0	8.0	0.5	90.0	"Green house mode"	8.5
EI		174,999	505,638	-5.6	5.0	8.0	0.5	90.0	"Green house mode"	8.5
eJ		175,005	505,738	-5.2	5.0	8.0	0.5	90.0	"Green house mode"	8.5
EJ		174,928	505,599	-5.6	5.0	8.0	0.5	90.0	"Green house mode"	8.5
EK		174,998	505,643	-5.5	5.0	8.0	0.5	90.0	"Green house mode"	8.5
eK		175,074	505,704	-5.6	5.0	8.0	0.5	90.0	"Green house mode"	8.5
EL		174,922	505,599	-5.7	5.0	8.0	0.5	90.0	"Green house mode"	8.5
eL		175,079	505,701	-5.7	5.0	8.0	0.5	90.0	"Green house mode"	8.5
eM		175,462	505,862	-5.1	5.0	8.0	0.5	90.0	"Green house mode"	8.5
EM		174,998	505,648	-5.5	5.0	8.0	0.5	90.0	"Green house mode"	8.5
eN		175,465	505,867	-5.0	5.0	8.0	0.5	90.0	"Green house mode"	8.5
EN		174,917	505,599	-5.8	5.0	8.0	0.5	90.0	"Green house mode"	8.5
EO		174,997	505,654	-5.5	5.0	8.0	0.5	90.0	"Green house mode"	8.5
eO		175,470	505,878	-5.1	5.0	8.0	0.5	90.0	"Green house mode"	8.5
eP		175,472	505,883	-5.1	5.0	8.0	0.5	90.0	"Green house mode"	8.5
EP		174,926	505,620	-5.3	5.0	8.0	0.5	90.0	"Green house mode"	8.5
eQ		175,107	505,540	-5.0	5.0	8.0	0.5	90.0	"Green house mode"	8.5
EQ		174,997	505,659	-5.5	5.0	8.0	0.5	90.0	"Green house mode"	8.5
ER		174,926	505,626	-5.2	5.0	8.0	0.5	90.0	"Green house mode"	8.5
eR		174,992	506,066	-6.0	5.0	8.0	0.5	90.0	"Green house mode"	8.5
ES		174,996	505,664	-5.5	5.0	8.0	0.5	90.0	"Green house mode"	8.5
eS		174,989	506,061	-6.0	5.0	8.0	0.5	90.0	"Green house mode"	8.5
ET		174,925	505,631	-5.1	5.0	8.0	0.5	90.0	"Green house mode"	8.5
eT		174,984	506,057	-6.0	5.0	8.0	0.5	90.0	"Green house mode"	8.5
eU		174,986	506,056	-6.0	5.0	8.0	0.5	90.0	"Green house mode"	8.5
EU		174,996	505,670	-5.5	5.0	8.0	0.5	90.0	"Green house mode"	8.5
eV		174,979	506,047	-6.0	5.0	8.0	0.5	90.0	"Green house mode"	8.5
EV		174,925	505,636	-5.1	5.0	8.0	0.5	90.0	"Green house mode"	8.5
EW		174,925	505,642	-5.0	5.0	8.0	0.5	90.0	"Green house mode"	8.5
eW		174,982	506,051	-6.0	5.0	8.0	0.5	90.0	"Green house mode"	8.5
eX		174,987	506,062	-6.0	5.0	8.0	0.5	90.0	"Green house mode"	8.5
EX		175,007	505,693	-5.9	5.0	8.0	0.5	90.0	"Green house mode"	8.5
eY		174,979	506,047	-6.0	5.0	8.0	0.5	90.0	"Green house mode"	8.5
EY		174,924	505,647	-5.0	5.0	8.0	0.5	90.0	"Green house mode"	8.5
EZ		175,002	505,695	-5.9	5.0	8.0	0.5	90.0	"Green house mode"	8.5
eZ		174,976	506,042	-6.0	5.0	8.0	0.5	90.0	"Green house mode"	8.5
F		175,068	506,109	-6.4	5.0	8.0	0.5	90.0	"Green house mode"	8.5
FA		174,923	505,652	-5.0	5.0	8.0	0.5	90.0	"Green house mode"	8.5
fA		174,973	506,037	-5.7	5.0	8.0	0.5	90.0	"Green house mode"	8.5
FB		174,998	505,698	-5.9	5.0	8.0	0.5	90.0	"Green house mode"	8.5
fB		174,970	506,033	-5.6	5.0	8.0	0.5	90.0	"Green house mode"	8.5

To be continued on next page...

SHADOW - Main Result

Calculation: Slagschaduw_WindplanBlauw_Inrichting6_Buitendijks

...continued from previous page

No.	Name	X (east)	Y (north)	Z	Width	Height	Elevation a.g.l.	Slope of window	Direction mode	Eye height (ZVI) a.g.l.
		[m]	[m]	[m]	[m]	[m]	[m]	[°]		[m]
iC		174,967	506,028	-5.4	5.0	8.0	0.5	90.0	"Green house mode"	8.5
FC		174,923	505,658	-5.0	5.0	8.0	0.5	90.0	"Green house mode"	8.5
FD		174,922	505,666	-5.0	5.0	8.0	0.5	90.0	"Green house mode"	8.5
iD		175,087	505,962	-5.0	5.0	8.0	0.5	90.0	"Green house mode"	8.5
FE		174,988	505,702	-6.0	5.0	8.0	0.5	90.0	"Green house mode"	8.5
IE		175,160	505,926	-5.1	5.0	8.0	0.5	90.0	"Green house mode"	8.5
FF		175,359	505,917	-5.0	5.0	8.0	0.5	90.0	"Green house mode"	8.5
iF		175,229	505,975	-5.2	5.0	8.0	0.5	90.0	"Green house mode"	8.5
FG		175,362	505,923	-5.0	5.0	8.0	0.5	90.0	"Green house mode"	8.5
iG		175,218	505,981	-5.0	5.0	8.0	0.5	90.0	"Green house mode"	8.5
iH		175,207	505,987	-5.1	5.0	8.0	0.5	90.0	"Green house mode"	8.5
FH		175,364	505,928	-5.1	5.0	8.0	0.5	90.0	"Green house mode"	8.5
iI		175,196	505,993	-5.5	5.0	8.0	0.5	90.0	"Green house mode"	8.5
FI		175,367	505,933	-5.1	5.0	8.0	0.5	90.0	"Green house mode"	8.5
iJ		175,186	505,999	-5.7	5.0	8.0	0.5	90.0	"Green house mode"	8.5
FJ		175,370	505,939	-5.3	5.0	8.0	0.5	90.0	"Green house mode"	8.5
FK		175,373	505,944	-5.4	5.0	8.0	0.5	90.0	"Green house mode"	8.5
iK		175,175	506,005	-5.9	5.0	8.0	0.5	90.0	"Green house mode"	8.5
FL		175,375	505,949	-5.5	5.0	8.0	0.5	90.0	"Green house mode"	8.5
iL		175,164	506,012	-6.0	5.0	8.0	0.5	90.0	"Green house mode"	8.5
iM		174,975	505,823	-4.0	5.0	8.0	0.5	90.0	"Green house mode"	8.5
FM		175,378	505,954	-5.6	5.0	8.0	0.5	90.0	"Green house mode"	8.5
FN		175,381	505,959	-5.6	5.0	8.0	0.5	90.0	"Green house mode"	8.5
iN		174,980	505,820	-4.1	5.0	8.0	0.5	90.0	"Green house mode"	8.5
FO		175,363	505,969	-5.5	5.0	8.0	0.5	90.0	"Green house mode"	8.5
iO		175,040	505,604	-6.0	5.0	8.0	0.5	90.0	"Green house mode"	8.5
IP		175,039	505,610	-6.0	5.0	8.0	0.5	90.0	"Green house mode"	8.5
FP		175,357	505,971	-5.6	5.0	8.0	0.5	90.0	"Green house mode"	8.5
FQ		175,353	505,973	-5.7	5.0	8.0	0.5	90.0	"Green house mode"	8.5
iQ		175,038	505,624	-5.7	5.0	8.0	0.5	90.0	"Green house mode"	8.5
iR		175,038	505,630	-5.6	5.0	8.0	0.5	90.0	"Green house mode"	8.5
FR		175,348	505,976	-5.8	5.0	8.0	0.5	90.0	"Green house mode"	8.5
iS		175,036	505,644	-5.5	5.0	8.0	0.5	90.0	"Green house mode"	8.5
FS		175,343	505,978	-5.8	5.0	8.0	0.5	90.0	"Green house mode"	8.5
iT		175,035	505,650	-5.6	5.0	8.0	0.5	90.0	"Green house mode"	8.5
FT		175,338	505,980	-5.9	5.0	8.0	0.5	90.0	"Green house mode"	8.5
FU		175,333	505,983	-6.0	5.0	8.0	0.5	90.0	"Green house mode"	8.5
iU		175,033	505,664	-5.9	5.0	8.0	0.5	90.0	"Green house mode"	8.5
FV		175,174	505,920	-5.2	5.0	8.0	0.5	90.0	"Green house mode"	8.5
iV		175,033	505,670	-6.0	5.0	8.0	0.5	90.0	"Green house mode"	8.5
FW		175,191	505,913	-5.5	5.0	8.0	0.5	90.0	"Green house mode"	8.5
iW		175,034	505,689	-5.7	5.0	8.0	0.5	90.0	"Green house mode"	8.5
FX		175,245	505,892	-6.0	5.0	8.0	0.5	90.0	"Green house mode"	8.5
iX		175,033	505,685	-5.8	5.0	8.0	0.5	90.0	"Green house mode"	8.5
FY		175,277	505,870	-5.4	5.0	8.0	0.5	90.0	"Green house mode"	8.5
iY		172,048	506,201	-5.1	5.0	8.0	0.5	90.0	"Green house mode"	8.5
FZ		175,325	505,848	-5.0	5.0	8.0	0.5	90.0	"Green house mode"	8.5
iZ		175,112	505,684	-5.2	5.0	8.0	0.5	90.0	"Green house mode"	8.5
G		175,064	506,104	-6.7	5.0	8.0	0.5	90.0	"Green house mode"	8.5
GA		175,330	505,858	-5.0	5.0	8.0	0.5	90.0	"Green house mode"	8.5
gA		175,119	505,681	-5.1	5.0	8.0	0.5	90.0	"Green house mode"	8.5
gB		175,253	506,021	-6.0	5.0	8.0	0.5	90.0	"Green house mode"	8.5
GB		175,333	505,863	-5.0	5.0	8.0	0.5	90.0	"Green house mode"	8.5
GC		175,337	505,873	-5.0	5.0	8.0	0.5	90.0	"Green house mode"	8.5
gC		175,249	506,023	-6.0	5.0	8.0	0.5	90.0	"Green house mode"	8.5
GD		175,340	505,878	-5.0	5.0	8.0	0.5	90.0	"Green house mode"	8.5
gD		175,243	506,025	-6.0	5.0	8.0	0.5	90.0	"Green house mode"	8.5
GE		175,345	505,889	-5.0	5.0	8.0	0.5	90.0	"Green house mode"	8.5
gE		175,239	506,027	-6.0	5.0	8.0	0.5	90.0	"Green house mode"	8.5
Gezondheidszorg of onderwijs	Gezondheidszorg of onderwijs	172,072	508,981	-3.2	5.0	8.0	0.5	90.0	"Green house mode"	8.5
Gezondheidszorg of onderwijs	Gezondheidszorg of onderwijs	172,370	509,110	-3.0	5.0	8.0	0.5	90.0	"Green house mode"	8.5
Gezondheidszorg of onderwijs	Gezondheidszorg of onderwijs	172,096	509,001	-3.8	5.0	8.0	0.5	90.0	"Green house mode"	8.5
Gezondheidszorg of onderwijs	Gezondheidszorg of onderwijs	172,090	508,889	-3.4	5.0	8.0	0.5	90.0	"Green house mode"	8.5
Gezondheidszorg of onderwijs	Gezondheidszorg of onderwijs	172,278	509,414	-3.0	5.0	8.0	0.5	90.0	"Green house mode"	8.5
Gezondheidszorg of onderwijs	Gezondheidszorg of onderwijs	171,927	509,194	-3.4	5.0	8.0	0.5	90.0	"Green house mode"	8.5

To be continued on next page...

SHADOW - Main Result

Calculation: Slagschaduw_WindplanBlauw_Inrichting6_Buitendijks

...continued from previous page

No.	Name	X (east)	Y (north)	Z	Width	Height	Elevation a.g.l.	Slope of window [°]	Direction mode	Eye height (ZVI) a.g.l. [m]
		[m]	[m]	[m]	[m]	[m]	[m]	[°]		[m]
	GF	175,555	505,738	-4.0	5.0	8.0	0.5	90.0	"Green house mode"	8.5
	gF	175,234	506,030	-6.0	5.0	8.0	0.5	90.0	"Green house mode"	8.5
	gG	175,228	506,032	-6.0	5.0	8.0	0.5	90.0	"Green house mode"	8.5
	GG	175,580	505,722	-3.5	5.0	8.0	0.5	90.0	"Green house mode"	8.5
	gH	175,224	506,034	-6.0	5.0	8.0	0.5	90.0	"Green house mode"	8.5
	GH	175,559	505,744	-4.2	5.0	8.0	0.5	90.0	"Green house mode"	8.5
	GI	175,583	505,730	-3.9	5.0	8.0	0.5	90.0	"Green house mode"	8.5
	gl	175,216	506,038	-6.0	5.0	8.0	0.5	90.0	"Green house mode"	8.5
	gJ	175,211	506,040	-6.0	5.0	8.0	0.5	90.0	"Green house mode"	8.5
	GJ	175,565	505,757	-4.7	5.0	8.0	0.5	90.0	"Green house mode"	8.5
	GK	175,589	505,742	-4.4	5.0	8.0	0.5	90.0	"Green house mode"	8.5
	gK	175,206	506,043	-6.0	5.0	8.0	0.5	90.0	"Green house mode"	8.5
	GL	175,568	505,763	-4.9	5.0	8.0	0.5	90.0	"Green house mode"	8.5
	gL	175,201	506,045	-6.0	5.0	8.0	0.5	90.0	"Green house mode"	8.5
	GM	175,593	505,748	-4.6	5.0	8.0	0.5	90.0	"Green house mode"	8.5
	gM	175,196	506,047	-6.2	5.0	8.0	0.5	90.0	"Green house mode"	8.5
	GN	175,598	505,759	-4.9	5.0	8.0	0.5	90.0	"Green house mode"	8.5
	gN	175,191	506,050	-6.3	5.0	8.0	0.5	90.0	"Green house mode"	8.5
	GO	175,578	505,780	-5.4	5.0	8.0	0.5	90.0	"Green house mode"	8.5
	gO	175,187	506,052	-6.4	5.0	8.0	0.5	90.0	"Green house mode"	8.5
	gP	175,171	506,060	-6.8	5.0	8.0	0.5	90.0	"Green house mode"	8.5
	GP	175,601	505,766	-5.0	5.0	8.0	0.5	90.0	"Green house mode"	8.5
	gQ	175,166	506,061	-7.0	5.0	8.0	0.5	90.0	"Green house mode"	8.5
	GQ	175,583	505,793	-5.8	5.0	8.0	0.5	90.0	"Green house mode"	8.5
	gR	175,161	506,063	-7.0	5.0	8.0	0.5	90.0	"Green house mode"	8.5
	GR	175,608	505,778	-5.3	5.0	8.0	0.5	90.0	"Green house mode"	8.5
	GS	175,587	505,798	-6.0	5.0	8.0	0.5	90.0	"Green house mode"	8.5
	gS	175,156	506,065	-7.0	5.0	8.0	0.5	90.0	"Green house mode"	8.5
	gT	175,151	506,068	-7.0	5.0	8.0	0.5	90.0	"Green house mode"	8.5
	GT	175,611	505,785	-5.6	5.0	8.0	0.5	90.0	"Green house mode"	8.5
	gU	175,147	506,070	-7.0	5.0	8.0	0.5	90.0	"Green house mode"	8.5
	GU	175,592	505,811	-6.0	5.0	8.0	0.5	90.0	"Green house mode"	8.5
	gV	175,142	506,072	-7.0	5.0	8.0	0.5	90.0	"Green house mode"	8.5
	GV	175,617	505,797	-5.9	5.0	8.0	0.5	90.0	"Green house mode"	8.5
	gW	175,137	506,074	-7.0	5.0	8.0	0.5	90.0	"Green house mode"	8.5
	GW	175,596	505,816	-6.0	5.0	8.0	0.5	90.0	"Green house mode"	8.5
	gX	175,130	506,078	-6.9	5.0	8.0	0.5	90.0	"Green house mode"	8.5
	GX	175,622	505,803	-6.0	5.0	8.0	0.5	90.0	"Green house mode"	8.5
	GY	174,921	505,672	-5.0	5.0	8.0	0.5	90.0	"Green house mode"	8.5
	gY	175,124	506,080	-6.8	5.0	8.0	0.5	90.0	"Green house mode"	8.5
	GZ	174,983	505,705	-6.0	5.0	8.0	0.5	90.0	"Green house mode"	8.5
	gZ	175,120	506,082	-6.6	5.0	8.0	0.5	90.0	"Green house mode"	8.5
	H	175,061	506,100	-6.7	5.0	8.0	0.5	90.0	"Green house mode"	8.5
	HA	174,921	505,677	-5.1	5.0	8.0	0.5	90.0	"Green house mode"	8.5
	hA	175,114	506,085	-6.4	5.0	8.0	0.5	90.0	"Green house mode"	8.5
	hB	175,109	506,086	-6.3	5.0	8.0	0.5	90.0	"Green house mode"	8.5
	HB	174,979	505,707	-6.0	5.0	8.0	0.5	90.0	"Green house mode"	8.5
	HC	174,920	505,683	-5.2	5.0	8.0	0.5	90.0	"Green house mode"	8.5
	hC	175,105	506,089	-6.2	5.0	8.0	0.5	90.0	"Green house mode"	8.5
	HD	174,970	505,712	-5.9	5.0	8.0	0.5	90.0	"Green house mode"	8.5
	hD	175,100	506,091	-6.1	5.0	8.0	0.5	90.0	"Green house mode"	8.5
	HE	174,920	505,688	-5.3	5.0	8.0	0.5	90.0	"Green house mode"	8.5
	hE	175,095	506,093	-6.1	5.0	8.0	0.5	90.0	"Green house mode"	8.5
	hF	175,072	505,970	-5.3	5.0	8.0	0.5	90.0	"Green house mode"	8.5
	HF	174,965	505,714	-5.8	5.0	8.0	0.5	90.0	"Green house mode"	8.5
	hG	175,114	505,834	-5.0	5.0	8.0	0.5	90.0	"Green house mode"	8.5
	HG	174,919	505,694	-5.4	5.0	8.0	0.5	90.0	"Green house mode"	8.5
	hH	175,062	505,913	-5.0	5.0	8.0	0.5	90.0	"Green house mode"	8.5
	HH	174,960	505,716	-5.7	5.0	8.0	0.5	90.0	"Green house mode"	8.5
	HI	174,919	505,698	-5.5	5.0	8.0	0.5	90.0	"Green house mode"	8.5
	hI	175,007	505,889	-5.0	5.0	8.0	0.5	90.0	"Green house mode"	8.5
	HJ	174,956	505,719	-5.7	5.0	8.0	0.5	90.0	"Green house mode"	8.5
	hJ	175,110	506,005	-5.7	5.0	8.0	0.5	90.0	"Green house mode"	8.5
	HK	174,918	505,704	-5.6	5.0	8.0	0.5	90.0	"Green house mode"	8.5
	hK	175,104	506,008	-5.8	5.0	8.0	0.5	90.0	"Green house mode"	8.5

To be continued on next page...

SHADOW - Main Result

Calculation: Slagschaduw_WindplanBlauw_Inrichting6_Buitendijks

...continued from previous page

No.	Name	X (east)	Y (north)	Z	Width	Height	Elevation a.g.l.	Slope of window	Direction mode	Eye height (ZVI) a.g.l.
				[m]	[m]	[m]	[m]	[°]		[m]
HL		174,951	505,722	-5.7	5.0	8.0	0.5	90.0	"Green house mode"	8.5
hL		175,085	506,014	-6.0	5.0	8.0	0.5	90.0	"Green house mode"	8.5
hM		175,091	506,011	-5.9	5.0	8.0	0.5	90.0	"Green house mode"	8.5
HM		174,917	505,713	-5.7	5.0	8.0	0.5	90.0	"Green house mode"	8.5
HN		174,947	505,724	-5.7	5.0	8.0	0.5	90.0	"Green house mode"	8.5
hN		175,007	505,534	-5.4	5.0	8.0	0.5	90.0	"Green house mode"	8.5
HO		174,917	505,719	-5.8	5.0	8.0	0.5	90.0	"Green house mode"	8.5
hO		174,995	505,533	-5.2	5.0	8.0	0.5	90.0	"Green house mode"	8.5
HP		174,916	505,724	-5.9	5.0	8.0	0.5	90.0	"Green house mode"	8.5
hP		174,983	505,531	-5.1	5.0	8.0	0.5	90.0	"Green house mode"	8.5
HQ		174,915	505,730	-6.0	5.0	8.0	0.5	90.0	"Green house mode"	8.5
hQ		174,971	505,530	-5.1	5.0	8.0	0.5	90.0	"Green house mode"	8.5
HR		174,915	505,735	-6.0	5.0	8.0	0.5	90.0	"Green house mode"	8.5
hR		174,929	505,527	-5.3	5.0	8.0	0.5	90.0	"Green house mode"	8.5
hS		174,917	505,525	-5.2	5.0	8.0	0.5	90.0	"Green house mode"	8.5
HS		174,914	505,740	-6.0	5.0	8.0	0.5	90.0	"Green house mode"	8.5
HT		174,913	505,745	-6.0	5.0	8.0	0.5	90.0	"Green house mode"	8.5
hT		174,904	505,524	-5.2	5.0	8.0	0.5	90.0	"Green house mode"	8.5
HU		174,913	505,751	-6.0	5.0	8.0	0.5	90.0	"Green house mode"	8.5
hU		174,892	505,523	-5.5	5.0	8.0	0.5	90.0	"Green house mode"	8.5
HV		175,506	505,675	-6.0	5.0	8.0	0.5	90.0	"Green house mode"	8.5
hV		175,068	505,605	-5.6	5.0	8.0	0.5	90.0	"Green house mode"	8.5
HW		175,532	505,664	-5.3	5.0	8.0	0.5	90.0	"Green house mode"	8.5
hW		175,067	505,614	-5.6	5.0	8.0	0.5	90.0	"Green house mode"	8.5
hX		175,065	505,627	-5.3	5.0	8.0	0.5	90.0	"Green house mode"	8.5
HX		175,499	505,659	-5.9	5.0	8.0	0.5	90.0	"Green house mode"	8.5
hY		175,065	505,636	-5.1	5.0	8.0	0.5	90.0	"Green house mode"	8.5
HY		175,494	505,646	-5.7	5.0	8.0	0.5	90.0	"Green house mode"	8.5
hZ		175,064	505,648	-5.1	5.0	8.0	0.5	90.0	"Green house mode"	8.5
HZ		175,492	505,642	-5.7	5.0	8.0	0.5	90.0	"Green house mode"	8.5
I		175,058	506,094	-6.8	5.0	8.0	0.5	90.0	"Green house mode"	8.5
iA		175,063	505,656	-5.3	5.0	8.0	0.5	90.0	"Green house mode"	8.5
IA		175,489	505,637	-5.7	5.0	8.0	0.5	90.0	"Green house mode"	8.5
IB		175,487	505,632	-5.7	5.0	8.0	0.5	90.0	"Green house mode"	8.5
iB		175,061	505,668	-5.7	5.0	8.0	0.5	90.0	"Green house mode"	8.5
IC		175,484	505,627	-5.7	5.0	8.0	0.5	90.0	"Green house mode"	8.5
iC		175,059	505,674	-5.8	5.0	8.0	0.5	90.0	"Green house mode"	8.5
ID		175,064	505,673	-5.7	5.0	8.0	0.5	90.0	"Green house mode"	8.5
ID		175,482	505,622	-5.8	5.0	8.0	0.5	90.0	"Green house mode"	8.5
IE		175,480	505,617	-5.9	5.0	8.0	0.5	90.0	"Green house mode"	8.5
iE		174,923	505,778	-5.8	5.0	8.0	0.5	90.0	"Green house mode"	8.5
iF		174,929	505,775	-5.8	5.0	8.0	0.5	90.0	"Green house mode"	8.5
IF		175,448	505,630	-5.2	5.0	8.0	0.5	90.0	"Green house mode"	8.5
iG		174,839	505,783	-6.2	5.0	8.0	0.5	90.0	"Green house mode"	8.5
IG		176,415	506,305	-4.8	5.0	8.0	0.5	90.0	"Green house mode"	8.5
IH		176,405	506,286	-4.9	5.0	8.0	0.5	90.0	"Green house mode"	8.5
iH		175,320	505,896	-5.0	5.0	8.0	0.5	90.0	"Green house mode"	8.5
il		174,865	505,551	-7.0	5.0	8.0	0.5	90.0	"Green house mode"	8.5
II		176,392	506,269	-4.6	5.0	8.0	0.5	90.0	"Green house mode"	8.5
IJ		176,378	506,251	-4.6	5.0	8.0	0.5	90.0	"Green house mode"	8.5
iJ		174,864	505,564	-7.0	5.0	8.0	0.5	90.0	"Green house mode"	8.5
iK		174,863	505,577	-7.0	5.0	8.0	0.5	90.0	"Green house mode"	8.5
IK		176,367	506,233	-5.0	5.0	8.0	0.5	90.0	"Green house mode"	8.5
iL		174,862	505,589	-7.0	5.0	8.0	0.5	90.0	"Green house mode"	8.5
IL		176,389	506,191	-5.0	5.0	8.0	0.5	90.0	"Green house mode"	8.5
iM		174,861	505,602	-6.9	5.0	8.0	0.5	90.0	"Green house mode"	8.5
IM		176,328	506,175	-5.0	5.0	8.0	0.5	90.0	"Green house mode"	8.5
IN		176,347	506,139	-5.0	5.0	8.0	0.5	90.0	"Green house mode"	8.5
iN		174,903	505,785	-6.0	5.0	8.0	0.5	90.0	"Green house mode"	8.5
IO		176,302	506,140	-5.0	5.0	8.0	0.5	90.0	"Green house mode"	8.5
iO		174,911	505,781	-5.9	5.0	8.0	0.5	90.0	"Green house mode"	8.5
iP		175,040	505,871	-5.2	5.0	8.0	0.5	90.0	"Green house mode"	8.5
IP		176,290	506,124	-4.9	5.0	8.0	0.5	90.0	"Green house mode"	8.5
iQ		174,893	505,790	-6.2	5.0	8.0	0.5	90.0	"Green house mode"	8.5
IQ		176,277	506,106	-4.6	5.0	8.0	0.5	90.0	"Green house mode"	8.5

To be continued on next page...

SHADOW - Main Result

Calculation: Slagschaduw_WindplanBlauw_Inrichting6_Buitendijks

...continued from previous page

No.	Name	X (east)	Y (north)	Z	Width	Height	Elevation a.g.l.	Slope of window	Direction mode	Eye height (ZVI) a.g.l.
		[m]	[m]	[m]	[m]	[m]	[m]	[°]		[m]
iR		174,885	505,794	-6.4	5.0	8.0	0.5	90.0	"Green house mode"	8.5
IR		176,269	506,086	-4.9	5.0	8.0	0.5	90.0	"Green house mode"	8.5
IS		176,252	506,067	-4.9	5.0	8.0	0.5	90.0	"Green house mode"	8.5
iS		172,921	508,331	-3.7	5.0	8.0	0.5	90.0	"Green house mode"	8.5
iT		174,832	505,831	-6.0	5.0	8.0	0.5	90.0	"Green house mode"	8.5
IT		176,243	506,050	-5.0	5.0	8.0	0.5	90.0	"Green house mode"	8.5
IU		176,212	506,012	-3.8	5.0	8.0	0.5	90.0	"Green house mode"	8.5
iU		174,840	505,831	-5.9	5.0	8.0	0.5	90.0	"Green house mode"	8.5
iV		174,843	505,759	-5.9	5.0	8.0	0.5	90.0	"Green house mode"	8.5
IV		176,190	505,974	-3.5	5.0	8.0	0.5	90.0	"Green house mode"	8.5
IW		172,802	509,532	-3.3	5.0	8.0	0.5	90.0	"Green house mode"	8.5
iW		174,863	505,654	-6.0	5.0	8.0	0.5	90.0	"Green house mode"	8.5
IX		172,823	509,571	-3.0	5.0	8.0	0.5	90.0	"Green house mode"	8.5
iX		172,031	509,459	-3.0	5.0	8.0	0.5	90.0	"Green house mode"	8.5
IY		173,041	509,581	-3.0	5.0	8.0	0.5	90.0	"Green house mode"	8.5
iY		172,585	507,996	2.6	5.0	8.0	0.5	90.0	"Green house mode"	8.5
IZ		172,959	509,539	-3.4	5.0	8.0	0.5	90.0	"Green house mode"	8.5
iZ		172,467	507,861	-1.7	5.0	8.0	0.5	90.0	"Green house mode"	8.5
J		175,056	506,089	-6.9	5.0	8.0	0.5	90.0	"Green house mode"	8.5
JA		172,969	509,610	-2.3	5.0	8.0	0.5	90.0	"Green house mode"	8.5
jA		172,411	507,895	-2.1	5.0	8.0	0.5	90.0	"Green house mode"	8.5
JB		172,943	509,576	-3.5	5.0	8.0	0.5	90.0	"Green house mode"	8.5
jB		172,383	507,916	-1.9	5.0	8.0	0.5	90.0	"Green house mode"	8.5
JC		172,922	509,540	-4.9	5.0	8.0	0.5	90.0	"Green house mode"	8.5
jC		172,451	507,868	-2.6	5.0	8.0	0.5	90.0	"Green house mode"	8.5
JD		172,666	509,464	-1.0	5.0	8.0	0.5	90.0	"Green house mode"	8.5
jD		172,489	507,871	-0.3	5.0	8.0	0.5	90.0	"Green house mode"	8.5
jE		172,492	507,876	0.0	5.0	8.0	0.5	90.0	"Green house mode"	8.5
JE		173,271	509,019	-4.5	5.0	8.0	0.5	90.0	"Green house mode"	8.5
JF		173,287	509,037	-4.4	5.0	8.0	0.5	90.0	"Green house mode"	8.5
jF		172,498	507,885	0.7	5.0	8.0	0.5	90.0	"Green house mode"	8.5
JG		173,300	509,057	-4.2	5.0	8.0	0.5	90.0	"Green house mode"	8.5
jG		172,502	507,889	1.0	5.0	8.0	0.5	90.0	"Green house mode"	8.5
JH		173,314	509,077	-4.1	5.0	8.0	0.5	90.0	"Green house mode"	8.5
jH		172,508	507,898	1.1	5.0	8.0	0.5	90.0	"Green house mode"	8.5
JI		173,327	509,098	-4.6	5.0	8.0	0.5	90.0	"Green house mode"	8.5
jI		172,512	507,903	1.1	5.0	8.0	0.5	90.0	"Green house mode"	8.5
JJ		172,517	507,912	1.1	5.0	8.0	0.5	90.0	"Green house mode"	8.5
JJ		173,338	509,117	-4.9	5.0	8.0	0.5	90.0	"Green house mode"	8.5
JK		173,347	509,139	-5.3	5.0	8.0	0.5	90.0	"Green house mode"	8.5
jK		172,521	507,918	1.0	5.0	8.0	0.5	90.0	"Green house mode"	8.5
jL		172,527	507,926	0.9	5.0	8.0	0.5	90.0	"Green house mode"	8.5
JL		173,364	509,157	-5.4	5.0	8.0	0.5	90.0	"Green house mode"	8.5
JM		173,373	509,179	-4.6	5.0	8.0	0.5	90.0	"Green house mode"	8.5
jM		172,530	507,931	0.8	5.0	8.0	0.5	90.0	"Green house mode"	8.5
jN		172,367	507,953	-3.3	5.0	8.0	0.5	90.0	"Green house mode"	8.5
JN		173,383	509,196	-4.2	5.0	8.0	0.5	90.0	"Green house mode"	8.5
JO		173,405	509,223	-4.3	5.0	8.0	0.5	90.0	"Green house mode"	8.5
jO		172,390	507,988	-4.6	5.0	8.0	0.5	90.0	"Green house mode"	8.5
JP		173,409	509,240	-3.6	5.0	8.0	0.5	90.0	"Green house mode"	8.5
jP		172,378	507,971	-4.2	5.0	8.0	0.5	90.0	"Green house mode"	8.5
JQ		172,709	509,642	-3.0	5.0	8.0	0.5	90.0	"Green house mode"	8.5
jQ		172,408	508,015	-5.0	5.0	8.0	0.5	90.0	"Green house mode"	8.5
JR		172,402	508,006	-4.8	5.0	8.0	0.5	90.0	"Green house mode"	8.5
JR		172,720	509,665	-3.2	5.0	8.0	0.5	90.0	"Green house mode"	8.5
jS		172,372	507,962	-3.8	5.0	8.0	0.5	90.0	"Green house mode"	8.5
JS		172,678	509,688	-3.2	5.0	8.0	0.5	90.0	"Green house mode"	8.5
JT		172,384	507,980	-4.6	5.0	8.0	0.5	90.0	"Green house mode"	8.5
JT		172,754	509,660	-3.3	5.0	8.0	0.5	90.0	"Green house mode"	8.5
JU		172,786	509,575	-3.4	5.0	8.0	0.5	90.0	"Green house mode"	8.5
jU		172,396	507,997	-4.7	5.0	8.0	0.5	90.0	"Green house mode"	8.5
jV		172,423	507,935	-2.7	5.0	8.0	0.5	90.0	"Green house mode"	8.5
JV		172,757	509,527	-4.0	5.0	8.0	0.5	90.0	"Green house mode"	8.5
jW		172,427	507,932	-2.7	5.0	8.0	0.5	90.0	"Green house mode"	8.5
JW		172,743	509,515	-4.0	5.0	8.0	0.5	90.0	"Green house mode"	8.5

To be continued on next page...

SHADOW - Main Result

Calculation: Slagschaduw_WindplanBlauw_Inrichting6_Buitendijks

...continued from previous page

No.	Name	X (east)	Y (north)	Z	Width	Height	Elevation a.g.l.	Slope of window [°]	Direction mode	Eye height (ZVI) a.g.l. [m]
		[m]	[m]	[m]	[m]	[m]	[m]	[°]		[m]
	jX	172,432	507,929	-2.8	5.0	8.0	0.5	90.0	"Green house mode"	8.5
	JX	174,233	506,230	-4.8	5.0	8.0	0.5	90.0	"Green house mode"	8.5
	JY	176,838	510,966	-5.0	5.0	8.0	0.5	90.0	"Green house mode"	8.5
	jY	172,437	507,927	-2.9	5.0	8.0	0.5	90.0	"Green house mode"	8.5
	JZ	176,669	510,818	-5.4	5.0	8.0	0.5	90.0	"Green house mode"	8.5
	jZ	172,441	507,923	-2.9	5.0	8.0	0.5	90.0	"Green house mode"	8.5
	K	175,054	506,085	-6.9	5.0	8.0	0.5	90.0	"Green house mode"	8.5
	kA	172,445	507,920	-3.0	5.0	8.0	0.5	90.0	"Green house mode"	8.5
	KA	176,678	510,712	-3.9	5.0	8.0	0.5	90.0	"Green house mode"	8.5
	KB	176,647	510,774	-4.1	5.0	8.0	0.5	90.0	"Green house mode"	8.5
	kB	172,449	507,917	-2.7	5.0	8.0	0.5	90.0	"Green house mode"	8.5
	KC	176,425	510,280	-5.1	5.0	8.0	0.5	90.0	"Green house mode"	8.5
	kC	172,454	507,914	-2.4	5.0	8.0	0.5	90.0	"Green house mode"	8.5
	KD	176,375	510,194	-4.1	5.0	8.0	0.5	90.0	"Green house mode"	8.5
	kD	172,478	507,949	-2.9	5.0	8.0	0.5	90.0	"Green house mode"	8.5
	KE	176,341	510,256	-4.1	5.0	8.0	0.5	90.0	"Green house mode"	8.5
	kE	172,473	507,952	-3.1	5.0	8.0	0.5	90.0	"Green house mode"	8.5
	KF	176,219	509,938	-3.2	5.0	8.0	0.5	90.0	"Green house mode"	8.5
	kF	172,469	507,955	-3.2	5.0	8.0	0.5	90.0	"Green house mode"	8.5
	kG	172,464	507,958	-3.3	5.0	8.0	0.5	90.0	"Green house mode"	8.5
	KG	175,982	509,531	-2.8	5.0	8.0	0.5	90.0	"Green house mode"	8.5
	KH	172,460	507,961	-3.4	5.0	8.0	0.5	90.0	"Green house mode"	8.5
	KH	176,187	509,998	-3.5	5.0	8.0	0.5	90.0	"Green house mode"	8.5
	kl	172,455	507,964	-3.5	5.0	8.0	0.5	90.0	"Green house mode"	8.5
	KI	175,907	509,521	-2.4	5.0	8.0	0.5	90.0	"Green house mode"	8.5
	KJ	175,487	508,734	-5.8	5.0	8.0	0.5	90.0	"Green house mode"	8.5
	kJ	172,451	507,967	-3.6	5.0	8.0	0.5	90.0	"Green house mode"	8.5
	KK	175,656	509,113	-3.9	5.0	8.0	0.5	90.0	"Green house mode"	8.5
	kK	172,446	507,970	-3.6	5.0	8.0	0.5	90.0	"Green house mode"	8.5
	KL	175,317	508,465	-4.3	5.0	8.0	0.5	90.0	"Green house mode"	8.5
	kL	172,572	508,050	1.9	5.0	8.0	0.5	90.0	"Green house mode"	8.5
	kM	172,433	507,983	-4.1	5.0	8.0	0.5	90.0	"Green house mode"	8.5
	KM	175,429	508,748	-4.3	5.0	8.0	0.5	90.0	"Green house mode"	8.5
	KN	172,430	507,978	-3.9	5.0	8.0	0.5	90.0	"Green house mode"	8.5
	KN	175,269	508,496	-3.4	5.0	8.0	0.5	90.0	"Green house mode"	8.5
	KO	172,427	507,974	-3.8	5.0	8.0	0.5	90.0	"Green house mode"	8.5
	KO	175,232	508,437	-3.6	5.0	8.0	0.5	90.0	"Green house mode"	8.5
	kP	172,424	507,969	-3.6	5.0	8.0	0.5	90.0	"Green house mode"	8.5
	KP	174,947	507,986	-5.0	5.0	8.0	0.5	90.0	"Green house mode"	8.5
	KQ	172,421	507,965	-3.5	5.0	8.0	0.5	90.0	"Green house mode"	8.5
	KQ	174,732	507,546	-4.0	5.0	8.0	0.5	90.0	"Green house mode"	8.5
	kR	172,418	507,960	-3.3	5.0	8.0	0.5	90.0	"Green house mode"	8.5
	KR	174,667	507,453	-4.7	5.0	8.0	0.5	90.0	"Green house mode"	8.5
	kS	172,415	507,956	-3.2	5.0	8.0	0.5	90.0	"Green house mode"	8.5
	KS	173,937	507,072	-4.0	5.0	8.0	0.5	90.0	"Green house mode"	8.5
	KT	173,625	506,285	-4.0	5.0	8.0	0.5	90.0	"Green house mode"	8.5
	kT	172,412	507,951	-3.0	5.0	8.0	0.5	90.0	"Green house mode"	8.5
	KU	172,409	507,946	-2.9	5.0	8.0	0.5	90.0	"Green house mode"	8.5
	KU	173,327	506,254	-3.3	5.0	8.0	0.5	90.0	"Green house mode"	8.5
	KV	173,024	506,285	-5.2	5.0	8.0	0.5	90.0	"Green house mode"	8.5
	kV	172,406	507,942	-2.7	5.0	8.0	0.5	90.0	"Green house mode"	8.5
	KW	173,264	506,249	-4.9	5.0	8.0	0.5	90.0	"Green house mode"	8.5
	kW	172,468	507,901	-1.4	5.0	8.0	0.5	90.0	"Green house mode"	8.5
	kX	172,471	507,905	-1.3	5.0	8.0	0.5	90.0	"Green house mode"	8.5
	KX	172,431	506,166	-5.0	5.0	8.0	0.5	90.0	"Green house mode"	8.5
	KY	172,138	506,193	-3.1	5.0	8.0	0.5	90.0	"Green house mode"	8.5
	kY	172,474	507,910	-1.2	5.0	8.0	0.5	90.0	"Green house mode"	8.5
	KZ	172,133	506,133	-4.9	5.0	8.0	0.5	90.0	"Green house mode"	8.5
	kZ	172,477	507,914	-1.1	5.0	8.0	0.5	90.0	"Green house mode"	8.5
	L	175,051	506,080	-7.0	5.0	8.0	0.5	90.0	"Green house mode"	8.5
	IA	172,480	507,918	-1.1	5.0	8.0	0.5	90.0	"Green house mode"	8.5
	LA	172,081	506,188	-3.8	5.0	8.0	0.5	90.0	"Green house mode"	8.5
	LB	172,072	506,128	-5.9	5.0	8.0	0.5	90.0	"Green house mode"	8.5
	IB	172,483	507,922	-1.1	5.0	8.0	0.5	90.0	"Green house mode"	8.5
	LC	171,772	506,099	-3.0	5.0	8.0	0.5	90.0	"Green house mode"	8.5

To be continued on next page...

SHADOW - Main Result

Calculation: Slagschaduw_WindplanBlauw_Inrichting6_Buitendijks

...continued from previous page

No.	Name	X (east)	Y (north)	Z	Width	Height	Elevation a.g.l.	Slope of window [°]	Direction mode	Eye height (ZVI) a.g.l. [m]
	IC	172,487	507,927	-1.2	5.0	8.0	0.5	90.0	"Green house mode"	8.5
	ID	172,490	507,931	-1.2	5.0	8.0	0.5	90.0	"Green house mode"	8.5
	LD	177,762	508,784	-3.5	5.0	8.0	0.5	90.0	"Green house mode"	8.5
	IE	172,492	507,936	-1.4	5.0	8.0	0.5	90.0	"Green house mode"	8.5
	LE	177,445	508,116	-3.8	5.0	8.0	0.5	90.0	"Green house mode"	8.5
	LF	177,616	508,536	-2.9	5.0	8.0	0.5	90.0	"Green house mode"	8.5
	IF	172,495	507,941	-1.5	5.0	8.0	0.5	90.0	"Green house mode"	8.5
	LG	177,225	507,728	-4.2	5.0	8.0	0.5	90.0	"Green house mode"	8.5
	IG	172,049	508,130	-2.8	5.0	8.0	0.5	90.0	"Green house mode"	8.5
	IH	172,367	507,926	-2.3	5.0	8.0	0.5	90.0	"Green house mode"	8.5
	LH	177,183	507,662	-3.2	5.0	8.0	0.5	90.0	"Green house mode"	8.5
	II	172,123	508,849	-3.5	5.0	8.0	0.5	90.0	"Green house mode"	8.5
	LI	176,908	507,172	-4.8	5.0	8.0	0.5	90.0	"Green house mode"	8.5
	IJ	172,118	508,845	-3.6	5.0	8.0	0.5	90.0	"Green house mode"	8.5
	LJ	177,359	508,089	-3.7	5.0	8.0	0.5	90.0	"Green house mode"	8.5
	LK	176,773	506,935	-3.5	5.0	8.0	0.5	90.0	"Green house mode"	8.5
	IK	172,112	508,842	-3.7	5.0	8.0	0.5	90.0	"Green house mode"	8.5
	IL	172,107	508,839	-3.7	5.0	8.0	0.5	90.0	"Green house mode"	8.5
	LL	177,289	507,972	-3.0	5.0	8.0	0.5	90.0	"Green house mode"	8.5
	IM	172,102	508,834	-3.6	5.0	8.0	0.5	90.0	"Green house mode"	8.5
	LM	176,713	506,836	-4.4	5.0	8.0	0.5	90.0	"Green house mode"	8.5
	LN	176,834	507,183	-4.4	5.0	8.0	0.5	90.0	"Green house mode"	8.5
	IN	172,051	508,800	-3.5	5.0	8.0	0.5	90.0	"Green house mode"	8.5
	LO	176,699	506,928	-3.1	5.0	8.0	0.5	90.0	"Green house mode"	8.5
	IO	172,046	508,797	-3.5	5.0	8.0	0.5	90.0	"Green house mode"	8.5
	LP	176,377	506,403	-3.9	5.0	8.0	0.5	90.0	"Green house mode"	8.5
	IP	172,040	508,793	-3.7	5.0	8.0	0.5	90.0	"Green house mode"	8.5
	IQ	172,035	508,790	-3.8	5.0	8.0	0.5	90.0	"Green house mode"	8.5
	LQ	176,340	506,351	-3.8	5.0	8.0	0.5	90.0	"Green house mode"	8.5
	LR	175,429	505,798	-5.0	5.0	8.0	0.5	90.0	"Green house mode"	8.5
	IR	172,029	508,786	-3.9	5.0	8.0	0.5	90.0	"Green house mode"	8.5
	IS	171,864	509,295	-3.6	5.0	8.0	0.5	90.0	"Green house mode"	8.5
	LS	175,454	505,788	-5.4	5.0	8.0	0.5	90.0	"Green house mode"	8.5
	LT	175,432	505,803	-5.2	5.0	8.0	0.5	90.0	"Green house mode"	8.5
	IT	171,851	509,313	-3.5	5.0	8.0	0.5	90.0	"Green house mode"	8.5
	LU	175,458	505,795	-5.7	5.0	8.0	0.5	90.0	"Green house mode"	8.5
	IU	171,859	509,341	-3.0	5.0	8.0	0.5	90.0	"Green house mode"	8.5
	LV	175,438	505,814	-5.6	5.0	8.0	0.5	90.0	"Green house mode"	8.5
	IV	171,840	509,340	-3.0	5.0	8.0	0.5	90.0	"Green house mode"	8.5
	IW	171,813	509,336	-3.0	5.0	8.0	0.5	90.0	"Green house mode"	8.5
	LW	175,464	505,808	-5.9	5.0	8.0	0.5	90.0	"Green house mode"	8.5
	IX	171,820	509,304	-3.6	5.0	8.0	0.5	90.0	"Green house mode"	8.5
	LX	175,440	505,819	-5.8	5.0	8.0	0.5	90.0	"Green house mode"	8.5
	LY	175,472	505,823	-6.0	5.0	8.0	0.5	90.0	"Green house mode"	8.5
	IY	171,828	509,289	-3.9	5.0	8.0	0.5	90.0	"Green house mode"	8.5
	IZ	171,852	509,268	-3.8	5.0	8.0	0.5	90.0	"Green house mode"	8.5
	LZ	175,446	505,830	-6.0	5.0	8.0	0.5	90.0	"Green house mode"	8.5
	M	175,049	506,075	-6.9	5.0	8.0	0.5	90.0	"Green house mode"	8.5
	MA	175,479	505,838	-5.8	5.0	8.0	0.5	90.0	"Green house mode"	8.5
	mA	172,189	508,918	-3.9	5.0	8.0	0.5	90.0	"Green house mode"	8.5
	MB	175,448	505,835	-5.9	5.0	8.0	0.5	90.0	"Green house mode"	8.5
	mB	172,212	508,901	-4.0	5.0	8.0	0.5	90.0	"Green house mode"	8.5
	mC	172,219	508,906	-3.9	5.0	8.0	0.5	90.0	"Green house mode"	8.5
	MC	175,485	505,853	-5.6	5.0	8.0	0.5	90.0	"Green house mode"	8.5
	MD	175,454	505,847	-5.6	5.0	8.0	0.5	90.0	"Green house mode"	8.5
	mD	172,202	508,926	-3.6	5.0	8.0	0.5	90.0	"Green house mode"	8.5
	ME	175,494	505,868	-5.7	5.0	8.0	0.5	90.0	"Green house mode"	8.5
	mE	172,226	508,910	-3.6	5.0	8.0	0.5	90.0	"Green house mode"	8.5
	mF	172,209	508,930	-3.4	5.0	8.0	0.5	90.0	"Green house mode"	8.5
	MF	175,457	505,851	-5.5	5.0	8.0	0.5	90.0	"Green house mode"	8.5
	mG	172,233	508,915	-3.4	5.0	8.0	0.5	90.0	"Green house mode"	8.5
	MG	175,462	505,862	-5.1	5.0	8.0	0.5	90.0	"Green house mode"	8.5
	MH	175,465	505,867	-5.0	5.0	8.0	0.5	90.0	"Green house mode"	8.5
	mH	172,239	508,919	-3.2	5.0	8.0	0.5	90.0	"Green house mode"	8.5
	MI	175,470	505,878	-5.1	5.0	8.0	0.5	90.0	"Green house mode"	8.5

To be continued on next page...

SHADOW - Main Result

Calculation: Slagschaduw_WindplanBlauw_Inrichting6_Buitendijks

...continued from previous page

No.	Name	X (east)	Y (north)	Z	Width	Height	Elevation a.g.l.	Slope of window	Direction mode	Eye height (ZVI) a.g.l.
		[m]	[m]	[m]	[m]	[m]	[m]	[°]		[m]
	mI	172,220	508,938	-3.0	5.0	8.0	0.5	90.0	"Green house mode"	8.5
	MJ	175,576	505,664	-4.4	5.0	8.0	0.5	90.0	"Green house mode"	8.5
	mJ	172,245	508,923	-3.1	5.0	8.0	0.5	90.0	"Green house mode"	8.5
	MK	175,574	505,659	-4.6	5.0	8.0	0.5	90.0	"Green house mode"	8.5
	mK	172,249	508,973	-3.0	5.0	8.0	0.5	90.0	"Green house mode"	8.5
	ML	175,571	505,654	-4.8	5.0	8.0	0.5	90.0	"Green house mode"	8.5
	mL	172,252	508,927	-3.0	5.0	8.0	0.5	90.0	"Green house mode"	8.5
	MM	175,569	505,649	-4.9	5.0	8.0	0.5	90.0	"Green house mode"	8.5
	mM	172,256	508,977	-3.0	5.0	8.0	0.5	90.0	"Green house mode"	8.5
	mN	172,277	508,930	-2.5	5.0	8.0	0.5	90.0	"Green house mode"	8.5
	MN	175,566	505,644	-5.0	5.0	8.0	0.5	90.0	"Green house mode"	8.5
	MO	175,564	505,639	-5.1	5.0	8.0	0.5	90.0	"Green house mode"	8.5
	mO	172,262	508,981	-3.0	5.0	8.0	0.5	90.0	"Green house mode"	8.5
	mP	172,273	508,936	-2.5	5.0	8.0	0.5	90.0	"Green house mode"	8.5
	MP	175,561	505,635	-5.1	5.0	8.0	0.5	90.0	"Green house mode"	8.5
	mQ	172,268	508,985	-3.0	5.0	8.0	0.5	90.0	"Green house mode"	8.5
	MQ	179,319	510,078	-4.0	5.0	8.0	0.5	90.0	"Green house mode"	8.5
	mR	172,267	508,944	-2.7	5.0	8.0	0.5	90.0	"Green house mode"	8.5
	MR	178,622	510,118	-2.5	5.0	8.0	0.5	90.0	"Green house mode"	8.5
	mS	172,274	508,989	-3.0	5.0	8.0	0.5	90.0	"Green house mode"	8.5
	MS	178,564	510,021	-3.2	5.0	8.0	0.5	90.0	"Green house mode"	8.5
	MT	178,722	510,422	-4.0	5.0	8.0	0.5	90.0	"Green house mode"	8.5
	mT	172,264	508,950	-2.8	5.0	8.0	0.5	90.0	"Green house mode"	8.5
	MU	178,242	509,481	-4.4	5.0	8.0	0.5	90.0	"Green house mode"	8.5
	mU	172,280	508,993	-3.0	5.0	8.0	0.5	90.0	"Green house mode"	8.5
	mV	172,350	509,023	-3.0	5.0	8.0	0.5	90.0	"Green house mode"	8.5
	MV	177,934	508,958	-3.3	5.0	8.0	0.5	90.0	"Green house mode"	8.5
	mW	172,308	509,029	-3.0	5.0	8.0	0.5	90.0	"Green house mode"	8.5
	MW	178,391	509,843	-1.6	5.0	8.0	0.5	90.0	"Green house mode"	8.5
	mX	172,355	509,027	-3.0	5.0	8.0	0.5	90.0	"Green house mode"	8.5
	MX	177,765	508,674	-4.0	5.0	8.0	0.5	90.0	"Green house mode"	8.5
	MY	178,360	509,795	-2.4	5.0	8.0	0.5	90.0	"Green house mode"	8.5
	mY	172,316	509,032	-3.0	5.0	8.0	0.5	90.0	"Green house mode"	8.5
	MZ	177,665	508,503	-4.3	5.0	8.0	0.5	90.0	"Green house mode"	8.5
	mZ	172,360	509,030	-3.0	5.0	8.0	0.5	90.0	"Green house mode"	8.5
	N	175,046	506,071	-6.9	5.0	8.0	0.5	90.0	"Green house mode"	8.5
	nA	172,322	509,036	-3.0	5.0	8.0	0.5	90.0	"Green house mode"	8.5
	NA	178,189	509,512	-4.8	5.0	8.0	0.5	90.0	"Green house mode"	8.5
	NB	177,907	509,030	-2.2	5.0	8.0	0.5	90.0	"Green house mode"	8.5
	nB	172,366	509,034	-3.0	5.0	8.0	0.5	90.0	"Green house mode"	8.5
	NC	175,462	505,669	-5.8	5.0	8.0	0.5	90.0	"Green house mode"	8.5
	nC	172,328	509,040	-3.0	5.0	8.0	0.5	90.0	"Green house mode"	8.5
	nD	172,370	509,036	-3.0	5.0	8.0	0.5	90.0	"Green house mode"	8.5
	ND	175,434	505,676	-5.9	5.0	8.0	0.5	90.0	"Green house mode"	8.5
	nE	172,375	509,040	-3.0	5.0	8.0	0.5	90.0	"Green house mode"	8.5
	NE	175,428	505,663	-5.6	5.0	8.0	0.5	90.0	"Green house mode"	8.5
	nF	172,340	509,047	-3.0	5.0	8.0	0.5	90.0	"Green house mode"	8.5
	NF	175,455	505,653	-5.3	5.0	8.0	0.5	90.0	"Green house mode"	8.5
	nG	172,039	508,607	-5.3	5.0	8.0	0.5	90.0	"Green house mode"	8.5
	NG	175,420	505,650	-5.2	5.0	8.0	0.5	90.0	"Green house mode"	8.5
	nH	171,984	508,557	-4.7	5.0	8.0	0.5	90.0	"Green house mode"	8.5
	NH	175,418	505,638	-5.0	5.0	8.0	0.5	90.0	"Green house mode"	8.5
	NI	172,047	508,593	-5.5	5.0	8.0	0.5	90.0	"Green house mode"	8.5
	nI	175,415	505,633	-5.0	5.0	8.0	0.5	90.0	"Green house mode"	8.5
	nJ	171,988	508,560	-4.8	5.0	8.0	0.5	90.0	"Green house mode"	8.5
	NJ	175,413	505,628	-5.0	5.0	8.0	0.5	90.0	"Green house mode"	8.5
	NK	172,932	509,553	-4.8	5.0	8.0	0.5	90.0	"Green house mode"	8.5
	nK	172,055	508,580	-5.7	5.0	8.0	0.5	90.0	"Green house mode"	8.5
	nL	172,063	508,568	-5.9	5.0	8.0	0.5	90.0	"Green house mode"	8.5
	NL	175,410	505,624	-5.0	5.0	8.0	0.5	90.0	"Green house mode"	8.5
	NM	175,408	505,619	-5.0	5.0	8.0	0.5	90.0	"Green house mode"	8.5
	nM	172,003	508,574	-5.0	5.0	8.0	0.5	90.0	"Green house mode"	8.5
	nN	172,014	508,584	-5.0	5.0	8.0	0.5	90.0	"Green house mode"	8.5
	NN	175,405	505,613	-5.0	5.0	8.0	0.5	90.0	"Green house mode"	8.5
	nO	172,082	508,547	-4.8	5.0	8.0	0.5	90.0	"Green house mode"	8.5

To be continued on next page...

SHADOW - Main Result

Calculation: Slagschaduw_WindplanBlauw_Inrichting6_Buitendijks

...continued from previous page

No.	Name	X (east)	Y (north)	Z	Width	Height	Elevation a.g.l.	Slope of window [°]	Direction mode	Eye height (ZVI) a.g.l. [m]
	NO	175,403	505,609	-5.0	5.0	8.0	0.5	90.0	"Green house mode"	8.5
	NP	175,400	505,604	-5.1	5.0	8.0	0.5	90.0	"Green house mode"	8.5
	nP	172,020	508,586	-5.0	5.0	8.0	0.5	90.0	"Green house mode"	8.5
	NQ	175,378	505,619	-4.7	5.0	8.0	0.5	90.0	"Green house mode"	8.5
	nQ	172,093	508,537	-4.3	5.0	8.0	0.5	90.0	"Green house mode"	8.5
	NR	175,372	505,621	-4.6	5.0	8.0	0.5	90.0	"Green house mode"	8.5
	nR	172,029	508,566	-5.0	5.0	8.0	0.5	90.0	"Green house mode"	8.5
	NS	175,366	505,624	-4.6	5.0	8.0	0.5	90.0	"Green house mode"	8.5
	nS	172,101	508,516	-4.1	5.0	8.0	0.5	90.0	"Green house mode"	8.5
	NT	175,320	505,648	-5.2	5.0	8.0	0.5	90.0	"Green house mode"	8.5
	nT	172,088	508,500	-4.4	5.0	8.0	0.5	90.0	"Green house mode"	8.5
	NU	175,314	505,651	-5.3	5.0	8.0	0.5	90.0	"Green house mode"	8.5
	nU	172,049	508,540	-4.7	5.0	8.0	0.5	90.0	"Green house mode"	8.5
	nV	172,079	508,487	-4.6	5.0	8.0	0.5	90.0	"Green house mode"	8.5
	NV	175,308	505,654	-5.4	5.0	8.0	0.5	90.0	"Green house mode"	8.5
	NW	175,287	508,415	-3.8	5.0	8.0	0.5	90.0	"Green house mode"	8.5
	nW	172,053	508,536	-4.7	5.0	8.0	0.5	90.0	"Green house mode"	8.5
	nX	172,071	508,475	-4.9	5.0	8.0	0.5	90.0	"Green house mode"	8.5
	NX	173,903	507,041	-3.8	5.0	8.0	0.5	90.0	"Green house mode"	8.5
	NY	175,553	505,620	-5.2	5.0	8.0	0.5	90.0	"Green house mode"	8.5
	nY	172,068	508,521	-4.9	5.0	8.0	0.5	90.0	"Green house mode"	8.5
	nZ	172,063	508,462	-5.0	5.0	8.0	0.5	90.0	"Green house mode"	8.5
	NZ	174,556	511,023	-3.1	5.0	8.0	0.5	90.0	"Green house mode"	8.5
	O	175,044	506,066	-6.8	5.0	8.0	0.5	90.0	"Green house mode"	8.5
	OA	175,680	505,680	-5.0	5.0	8.0	0.5	90.0	"Green house mode"	8.5
	oA	172,065	508,516	-5.0	5.0	8.0	0.5	90.0	"Green house mode"	8.5
	OB	176,039	505,549	-5.3	5.0	8.0	0.5	90.0	"Green house mode"	8.5
	oB	172,052	508,447	-5.0	5.0	8.0	0.5	90.0	"Green house mode"	8.5
	oC	172,058	508,505	-4.8	5.0	8.0	0.5	90.0	"Green house mode"	8.5
	OC	176,001	505,552	-5.0	5.0	8.0	0.5	90.0	"Green house mode"	8.5
	OD	176,044	505,588	-4.7	5.0	8.0	0.5	90.0	"Green house mode"	8.5
	oD	172,054	508,500	-4.7	5.0	8.0	0.5	90.0	"Green house mode"	8.5
	oE	172,047	508,490	-4.5	5.0	8.0	0.5	90.0	"Green house mode"	8.5
	OE	176,003	505,564	-4.7	5.0	8.0	0.5	90.0	"Green house mode"	8.5
	OF	176,064	505,578	-4.5	5.0	8.0	0.5	90.0	"Green house mode"	8.5
	oF	172,044	508,484	-4.4	5.0	8.0	0.5	90.0	"Green house mode"	8.5
	OG	176,004	505,581	-4.3	5.0	8.0	0.5	90.0	"Green house mode"	8.5
	oG	171,930	508,815	-4.5	5.0	8.0	0.5	90.0	"Green house mode"	8.5
	oH	171,942	508,804	-4.7	5.0	8.0	0.5	90.0	"Green house mode"	8.5
	OH	176,083	505,568	-4.7	5.0	8.0	0.5	90.0	"Green house mode"	8.5
	oI	171,946	508,800	-4.8	5.0	8.0	0.5	90.0	"Green house mode"	8.5
	OI	176,005	505,595	-4.5	5.0	8.0	0.5	90.0	"Green house mode"	8.5
	OJ	175,215	505,830	-5.7	5.0	8.0	0.5	90.0	"Green house mode"	8.5
	oJ	171,956	508,789	-4.9	5.0	8.0	0.5	90.0	"Green house mode"	8.5
	OK	175,186	505,845	-5.7	5.0	8.0	0.5	90.0	"Green house mode"	8.5
	oK	171,960	508,783	-4.8	5.0	8.0	0.5	90.0	"Green house mode"	8.5
	OL	175,162	505,859	-5.0	5.0	8.0	0.5	90.0	"Green house mode"	8.5
	oL	171,967	508,770	-5.2	5.0	8.0	0.5	90.0	"Green house mode"	8.5
	oM	171,970	508,766	-5.3	5.0	8.0	0.5	90.0	"Green house mode"	8.5
	OM	175,149	505,867	-5.0	5.0	8.0	0.5	90.0	"Green house mode"	8.5
	ON	175,133	505,872	-5.0	5.0	8.0	0.5	90.0	"Green house mode"	8.5
	oN	171,976	508,751	-6.0	5.0	8.0	0.5	90.0	"Green house mode"	8.5
	oO	171,978	508,745	-6.1	5.0	8.0	0.5	90.0	"Green house mode"	8.5
	OO	174,999	505,939	-5.0	5.0	8.0	0.5	90.0	"Green house mode"	8.5
	oP	171,982	508,731	-6.1	5.0	8.0	0.5	90.0	"Green house mode"	8.5
	OP	174,967	505,872	-5.0	5.0	8.0	0.5	90.0	"Green house mode"	8.5
	OQ	174,964	505,866	-5.0	5.0	8.0	0.5	90.0	"Green house mode"	8.5
	oQ	171,982	508,724	-6.2	5.0	8.0	0.5	90.0	"Green house mode"	8.5
	oR	171,723	509,123	-4.9	5.0	8.0	0.5	90.0	"Green house mode"	8.5
	OR	175,186	505,715	-5.5	5.0	8.0	0.5	90.0	"Green house mode"	8.5
	oS	171,718	509,120	-4.8	5.0	8.0	0.5	90.0	"Green house mode"	8.5
	OS	176,039	505,554	-5.1	5.0	8.0	0.5	90.0	"Green house mode"	8.5
	OT	175,192	505,712	-5.7	5.0	8.0	0.5	90.0	"Green house mode"	8.5
	oT	171,712	509,116	-4.5	5.0	8.0	0.5	90.0	"Green house mode"	8.5
	OU	175,202	505,706	-6.0	5.0	8.0	0.5	90.0	"Green house mode"	8.5

To be continued on next page...

SHADOW - Main Result

Calculation: Slagschaduw_WindplanBlauw_Inrichting6_Buitendijks

...continued from previous page

No.	Name	X (east)	Y (north)	Z	Width	Height	Elevation a.g.l.	Slope of window [°]	Direction mode	Eye height (ZVI) a.g.l. [m]
	oU	171,707	509,113	-4.3	5.0	8.0	0.5	90.0	"Green house mode"	8.5
	OV	175,208	505,703	-6.0	5.0	8.0	0.5	90.0	"Green house mode"	8.5
	oV	171,701	509,109	-4.0	5.0	8.0	0.5	90.0	"Green house mode"	8.5
	oW	171,696	509,106	-3.7	5.0	8.0	0.5	90.0	"Green house mode"	8.5
	OW	175,224	505,696	-6.0	5.0	8.0	0.5	90.0	"Green house mode"	8.5
	oX	171,691	509,102	-3.5	5.0	8.0	0.5	90.0	"Green house mode"	8.5
	OX	175,245	505,685	-6.0	5.0	8.0	0.5	90.0	"Green house mode"	8.5
	OY	175,251	505,698	-6.0	5.0	8.0	0.5	90.0	"Green house mode"	8.5
	oY	171,686	509,099	-3.2	5.0	8.0	0.5	90.0	"Green house mode"	8.5
	oZ	171,667	509,107	-2.8	5.0	8.0	0.5	90.0	"Green house mode"	8.5
	OZ	175,253	505,704	-6.0	5.0	8.0	0.5	90.0	"Green house mode"	8.5
	P	175,043	505,919	-5.0	5.0	8.0	0.5	90.0	"Green house mode"	8.5
	PA	175,259	505,716	-5.8	5.0	8.0	0.5	90.0	"Green house mode"	8.5
	pA	171,663	509,112	-2.9	5.0	8.0	0.5	90.0	"Green house mode"	8.5
	PB	175,262	505,722	-5.7	5.0	8.0	0.5	90.0	"Green house mode"	8.5
	pB	171,660	509,117	-3.0	5.0	8.0	0.5	90.0	"Green house mode"	8.5
	PC	175,243	505,733	-5.1	5.0	8.0	0.5	90.0	"Green house mode"	8.5
	pC	171,656	509,123	-3.2	5.0	8.0	0.5	90.0	"Green house mode"	8.5
	pD	171,658	509,129	-3.2	5.0	8.0	0.5	90.0	"Green house mode"	8.5
	PD	175,238	505,737	-5.1	5.0	8.0	0.5	90.0	"Green house mode"	8.5
	PE	175,227	505,743	-5.3	5.0	8.0	0.5	90.0	"Green house mode"	8.5
	pE	171,654	509,134	-3.1	5.0	8.0	0.5	90.0	"Green house mode"	8.5
	pF	171,651	509,140	-3.1	5.0	8.0	0.5	90.0	"Green house mode"	8.5
	PF	175,222	505,746	-5.3	5.0	8.0	0.5	90.0	"Green house mode"	8.5
	PG	175,241	505,771	-5.0	5.0	8.0	0.5	90.0	"Green house mode"	8.5
	pG	171,647	509,145	-2.9	5.0	8.0	0.5	90.0	"Green house mode"	8.5
	pH	171,644	509,150	-2.6	5.0	8.0	0.5	90.0	"Green house mode"	8.5
	PH	175,212	505,752	-5.4	5.0	8.0	0.5	90.0	"Green house mode"	8.5
	PI	175,206	505,755	-5.3	5.0	8.0	0.5	90.0	"Green house mode"	8.5
	pl	171,641	509,156	-2.4	5.0	8.0	0.5	90.0	"Green house mode"	8.5
	pJ	171,638	509,162	-2.2	5.0	8.0	0.5	90.0	"Green house mode"	8.5
	PJ	175,227	505,778	-5.1	5.0	8.0	0.5	90.0	"Green house mode"	8.5
	PK	175,137	505,789	-5.2	5.0	8.0	0.5	90.0	"Green house mode"	8.5
	pK	171,627	509,171	-1.6	5.0	8.0	0.5	90.0	"Green house mode"	8.5
	pL	171,623	509,193	-2.2	5.0	8.0	0.5	90.0	"Green house mode"	8.5
	PL	175,216	505,785	-5.4	5.0	8.0	0.5	90.0	"Green house mode"	8.5
	PM	175,120	505,797	-5.0	5.0	8.0	0.5	90.0	"Green house mode"	8.5
	pM	171,629	509,195	-2.5	5.0	8.0	0.5	90.0	"Green house mode"	8.5
	pN	171,634	509,199	-2.9	5.0	8.0	0.5	90.0	"Green house mode"	8.5
	PN	175,201	505,794	-5.9	5.0	8.0	0.5	90.0	"Green house mode"	8.5
	pO	171,639	509,203	-3.3	5.0	8.0	0.5	90.0	"Green house mode"	8.5
	PO	175,106	505,803	-5.0	5.0	8.0	0.5	90.0	"Green house mode"	8.5
	PP	175,196	505,797	-6.0	5.0	8.0	0.5	90.0	"Green house mode"	8.5
	pP	171,645	509,206	-3.6	5.0	8.0	0.5	90.0	"Green house mode"	8.5
	PQ	175,092	505,809	-5.0	5.0	8.0	0.5	90.0	"Green house mode"	8.5
	pQ	171,650	509,209	-3.8	5.0	8.0	0.5	90.0	"Green house mode"	8.5
	PR	175,175	505,808	-6.0	5.0	8.0	0.5	90.0	"Green house mode"	8.5
	pR	171,677	509,179	-3.1	5.0	8.0	0.5	90.0	"Green house mode"	8.5
	PS	175,078	505,816	-5.0	5.0	8.0	0.5	90.0	"Green house mode"	8.5
	pS	171,681	509,174	-3.3	5.0	8.0	0.5	90.0	"Green house mode"	8.5
	pT	171,684	509,169	-3.4	5.0	8.0	0.5	90.0	"Green house mode"	8.5
	PT	175,169	505,811	-6.0	5.0	8.0	0.5	90.0	"Green house mode"	8.5
	pU	171,688	509,163	-3.7	5.0	8.0	0.5	90.0	"Green house mode"	8.5
	PU	175,072	505,819	-5.0	5.0	8.0	0.5	90.0	"Green house mode"	8.5
	pV	171,695	509,153	-4.0	5.0	8.0	0.5	90.0	"Green house mode"	8.5
	PV	175,154	505,816	-5.7	5.0	8.0	0.5	90.0	"Green house mode"	8.5
	pW	171,698	509,147	-4.1	5.0	8.0	0.5	90.0	"Green house mode"	8.5
	PW	175,051	505,828	-5.0	5.0	8.0	0.5	90.0	"Green house mode"	8.5
	PX	175,140	505,822	-5.3	5.0	8.0	0.5	90.0	"Green house mode"	8.5
	pX	171,702	509,142	-4.1	5.0	8.0	0.5	90.0	"Green house mode"	8.5
	pY	171,705	509,137	-4.3	5.0	8.0	0.5	90.0	"Green house mode"	8.5
	PY	175,046	505,831	-5.0	5.0	8.0	0.5	90.0	"Green house mode"	8.5
	PZ	175,124	505,829	-5.0	5.0	8.0	0.5	90.0	"Green house mode"	8.5
	pZ	171,758	509,171	-3.9	5.0	8.0	0.5	90.0	"Green house mode"	8.5
	Q	175,030	506,124	-6.1	5.0	8.0	0.5	90.0	"Green house mode"	8.5

To be continued on next page...

SHADOW - Main Result

Calculation: Slagschaduw_WindplanBlauw_Inrichting6_Buitendijks

...continued from previous page

No.	Name	X (east)	Y (north)	Z	Width	Height	Elevation a.g.l.	Slope of window [°]	Direction mode	Eye height (ZVI) a.g.l. [m]
QA		175,028	505,842	-5.3	5.0	8.0	0.5	90.0	"Green house mode"	8.5
qA		171,754	509,176	-3.8	5.0	8.0	0.5	90.0	"Green house mode"	8.5
QB		175,011	505,851	-5.7	5.0	8.0	0.5	90.0	"Green house mode"	8.5
qB		171,748	509,187	-3.6	5.0	8.0	0.5	90.0	"Green house mode"	8.5
QC		174,993	505,861	-5.4	5.0	8.0	0.5	90.0	"Green house mode"	8.5
qC		171,745	509,192	-3.4	5.0	8.0	0.5	90.0	"Green house mode"	8.5
qD		171,868	508,835	-1.9	5.0	8.0	0.5	90.0	"Green house mode"	8.5
QD		175,490	505,770	-5.0	5.0	8.0	0.5	90.0	"Green house mode"	8.5
qE		171,903	508,807	-3.3	5.0	8.0	0.5	90.0	"Green house mode"	8.5
QE		175,517	505,756	-4.9	5.0	8.0	0.5	90.0	"Green house mode"	8.5
qF		171,849	508,824	-1.5	5.0	8.0	0.5	90.0	"Green house mode"	8.5
QF		175,495	505,775	-5.1	5.0	8.0	0.5	90.0	"Green house mode"	8.5
QG		175,521	505,763	-4.9	5.0	8.0	0.5	90.0	"Green house mode"	8.5
qG		171,897	508,804	-2.9	5.0	8.0	0.5	90.0	"Green house mode"	8.5
qH		171,845	508,820	-1.4	5.0	8.0	0.5	90.0	"Green house mode"	8.5
QH		175,502	505,788	-5.0	5.0	8.0	0.5	90.0	"Green house mode"	8.5
qI		171,892	508,801	-2.7	5.0	8.0	0.5	90.0	"Green house mode"	8.5
QI		175,527	505,776	-5.0	5.0	8.0	0.5	90.0	"Green house mode"	8.5
QJ		175,508	505,800	-5.1	5.0	8.0	0.5	90.0	"Green house mode"	8.5
qJ		171,840	508,817	-1.2	5.0	8.0	0.5	90.0	"Green house mode"	8.5
QK		175,529	505,782	-5.0	5.0	8.0	0.5	90.0	"Green house mode"	8.5
qK		171,873	508,787	-1.9	5.0	8.0	0.5	90.0	"Green house mode"	8.5
QL		175,514	505,812	-5.4	5.0	8.0	0.5	90.0	"Green house mode"	8.5
qL		171,834	508,813	-1.1	5.0	8.0	0.5	90.0	"Green house mode"	8.5
qM		171,867	508,784	-1.8	5.0	8.0	0.5	90.0	"Green house mode"	8.5
QM		175,534	505,792	-5.0	5.0	8.0	0.5	90.0	"Green house mode"	8.5
QN		175,520	505,825	-5.9	5.0	8.0	0.5	90.0	"Green house mode"	8.5
qN		171,829	508,809	-1.2	5.0	8.0	0.5	90.0	"Green house mode"	8.5
qO		171,848	508,767	-1.3	5.0	8.0	0.5	90.0	"Green house mode"	8.5
QO		175,537	505,799	-5.0	5.0	8.0	0.5	90.0	"Green house mode"	8.5
qP		172,455	508,090	0.7	5.0	8.0	0.5	90.0	"Green house mode"	8.5
QP		175,542	505,809	-5.3	5.0	8.0	0.5	90.0	"Green house mode"	8.5
qQ		172,419	508,040	-4.4	5.0	8.0	0.5	90.0	"Green house mode"	8.5
QQ		175,532	505,849	-6.0	5.0	8.0	0.5	90.0	"Green house mode"	8.5
QR		175,546	505,814	-5.6	5.0	8.0	0.5	90.0	"Green house mode"	8.5
qR		172,554	507,961	2.2	5.0	8.0	0.5	90.0	"Green house mode"	8.5
QS		175,551	505,825	-5.9	5.0	8.0	0.5	90.0	"Green house mode"	8.5
qS		172,569	507,973	2.3	5.0	8.0	0.5	90.0	"Green house mode"	8.5
QT		175,554	505,831	-6.0	5.0	8.0	0.5	90.0	"Green house mode"	8.5
qT		171,924	508,818	-4.3	5.0	8.0	0.5	90.0	"Green house mode"	8.5
qU		172,383	508,754	-3.0	5.0	8.0	0.5	90.0	"Green house mode"	8.5
QU		175,558	505,838	-5.9	5.0	8.0	0.5	90.0	"Green house mode"	8.5
qV		172,446	508,845	-2.0	5.0	8.0	0.5	90.0	"Green house mode"	8.5
QV		172,670	509,582	-3.0	5.0	8.0	0.5	90.0	"Green house mode"	8.5
qW		172,406	508,747	-3.2	5.0	8.0	0.5	90.0	"Green house mode"	8.5
QW		175,688	505,691	-5.0	5.0	8.0	0.5	90.0	"Green house mode"	8.5
qX		172,411	508,744	-3.3	5.0	8.0	0.5	90.0	"Green house mode"	8.5
QX		175,690	505,698	-5.0	5.0	8.0	0.5	90.0	"Green house mode"	8.5
qY		175,697	505,708	-5.1	5.0	8.0	0.5	90.0	"Green house mode"	8.5
qY		172,420	508,813	-3.0	5.0	8.0	0.5	90.0	"Green house mode"	8.5
QZ		175,699	505,717	-5.1	5.0	8.0	0.5	90.0	"Green house mode"	8.5
qZ		172,416	508,741	-3.4	5.0	8.0	0.5	90.0	"Green house mode"	8.5
R		175,027	506,119	-6.4	5.0	8.0	0.5	90.0	"Green house mode"	8.5
rA		172,414	508,809	-3.0	5.0	8.0	0.5	90.0	"Green house mode"	8.5
RA		175,705	505,726	-5.1	5.0	8.0	0.5	90.0	"Green house mode"	8.5
RB		175,708	505,735	-5.0	5.0	8.0	0.5	90.0	"Green house mode"	8.5
rB		172,421	508,737	-3.5	5.0	8.0	0.5	90.0	"Green house mode"	8.5
RC		175,712	505,745	-5.1	5.0	8.0	0.5	90.0	"Green house mode"	8.5
rC		172,410	508,803	-3.0	5.0	8.0	0.5	90.0	"Green house mode"	8.5
rD		172,438	508,732	-3.7	5.0	8.0	0.5	90.0	"Green house mode"	8.5
RD		175,718	505,753	-5.3	5.0	8.0	0.5	90.0	"Green house mode"	8.5
RE		175,730	505,774	-6.2	5.0	8.0	0.5	90.0	"Green house mode"	8.5
rE		172,407	508,798	-3.0	5.0	8.0	0.5	90.0	"Green house mode"	8.5
RF		175,725	505,778	-6.2	5.0	8.0	0.5	90.0	"Green house mode"	8.5
rF		172,443	508,728	-3.8	5.0	8.0	0.5	90.0	"Green house mode"	8.5

To be continued on next page...

SHADOW - Main Result

Calculation: Slagschaduw_WindplanBlauw_Inrichting6_Buitendijks

...continued from previous page

No.	Name	X (east)	Y (north)	Z	Width	Height	Elevation a.g.l.	Slope of window [°]	Direction mode	Eye height (ZVI) a.g.l. [m]
rG		171,874	508,838	-2.0	5.0	8.0	0.5	90.0	"Green house mode"	8.5
RG		175,714	505,783	-6.0	5.0	8.0	0.5	90.0	"Green house mode"	8.5
rH		172,011	508,860	-4.0	5.0	8.0	0.5	90.0	"Green house mode"	8.5
RH		175,708	505,785	-5.9	5.0	8.0	0.5	90.0	"Green house mode"	8.5
RI		175,698	505,791	-5.9	5.0	8.0	0.5	90.0	"Green house mode"	8.5
rl		171,741	509,198	-3.2	5.0	8.0	0.5	90.0	"Green house mode"	8.5
RJ		175,692	505,793	-5.8	5.0	8.0	0.5	90.0	"Green house mode"	8.5
rJ		171,738	509,203	-3.1	5.0	8.0	0.5	90.0	"Green house mode"	8.5
rK		171,735	509,208	-3.1	5.0	8.0	0.5	90.0	"Green house mode"	8.5
RK		175,662	505,807	-6.0	5.0	8.0	0.5	90.0	"Green house mode"	8.5
rL		171,731	509,214	-3.0	5.0	8.0	0.5	90.0	"Green house mode"	8.5
RL		175,658	505,810	-6.0	5.0	8.0	0.5	90.0	"Green house mode"	8.5
RM		175,653	505,813	-6.0	5.0	8.0	0.5	90.0	"Green house mode"	8.5
rM		171,674	509,218	-3.4	5.0	8.0	0.5	90.0	"Green house mode"	8.5
RN		175,649	505,815	-6.0	5.0	8.0	0.5	90.0	"Green house mode"	8.5
rN		171,680	509,221	-3.2	5.0	8.0	0.5	90.0	"Green house mode"	8.5
rO		171,685	509,225	-3.0	5.0	8.0	0.5	90.0	"Green house mode"	8.5
RO		175,644	505,818	-6.0	5.0	8.0	0.5	90.0	"Green house mode"	8.5
rP		171,690	509,228	-3.0	5.0	8.0	0.5	90.0	"Green house mode"	8.5
RP		175,639	505,819	-6.0	5.0	8.0	0.5	90.0	"Green house mode"	8.5
rQ		171,695	509,232	-2.9	5.0	8.0	0.5	90.0	"Green house mode"	8.5
RQ		175,634	505,822	-6.0	5.0	8.0	0.5	90.0	"Green house mode"	8.5
rR		172,072	508,813	-3.0	5.0	8.0	0.5	90.0	"Green house mode"	8.5
RR		175,630	505,825	-6.0	5.0	8.0	0.5	90.0	"Green house mode"	8.5
rS		172,115	508,816	-3.0	5.0	8.0	0.5	90.0	"Green house mode"	8.5
RS		175,606	505,839	-5.9	5.0	8.0	0.5	90.0	"Green house mode"	8.5
rT		172,075	508,808	-3.2	5.0	8.0	0.5	90.0	"Green house mode"	8.5
RT		175,600	505,840	-5.8	5.0	8.0	0.5	90.0	"Green house mode"	8.5
RU		175,592	505,845	-5.7	5.0	8.0	0.5	90.0	"Green house mode"	8.5
rU		172,119	508,809	-3.2	5.0	8.0	0.5	90.0	"Green house mode"	8.5
rV		172,079	508,802	-3.4	5.0	8.0	0.5	90.0	"Green house mode"	8.5
RV		175,587	505,848	-5.5	5.0	8.0	0.5	90.0	"Green house mode"	8.5
rW		172,122	508,804	-3.3	5.0	8.0	0.5	90.0	"Green house mode"	8.5
RW		175,583	505,851	-5.4	5.0	8.0	0.5	90.0	"Green house mode"	8.5
RX		175,577	505,854	-5.3	5.0	8.0	0.5	90.0	"Green house mode"	8.5
rX		172,082	508,797	-3.6	5.0	8.0	0.5	90.0	"Green house mode"	8.5
RY		175,573	505,856	-5.3	5.0	8.0	0.5	90.0	"Green house mode"	8.5
rY		172,125	508,798	-3.5	5.0	8.0	0.5	90.0	"Green house mode"	8.5
RZ		175,568	505,858	-5.4	5.0	8.0	0.5	90.0	"Green house mode"	8.5
rZ		172,085	508,792	-3.7	5.0	8.0	0.5	90.0	"Green house mode"	8.5
S		175,024	506,114	-6.6	5.0	8.0	0.5	90.0	"Green house mode"	8.5
sA		172,129	508,793	-3.7	5.0	8.0	0.5	90.0	"Green house mode"	8.5
SA		175,546	505,872	-5.6	5.0	8.0	0.5	90.0	"Green house mode"	8.5
SB		175,541	505,875	-5.5	5.0	8.0	0.5	90.0	"Green house mode"	8.5
sB		172,088	508,787	-3.9	5.0	8.0	0.5	90.0	"Green house mode"	8.5
sC		172,092	508,781	-4.1	5.0	8.0	0.5	90.0	"Green house mode"	8.5
SC		175,536	505,878	-5.5	5.0	8.0	0.5	90.0	"Green house mode"	8.5
sD		171,701	509,235	-2.7	5.0	8.0	0.5	90.0	"Green house mode"	8.5
SD		175,531	505,880	-5.5	5.0	8.0	0.5	90.0	"Green house mode"	8.5
sE		171,706	509,239	-2.6	5.0	8.0	0.5	90.0	"Green house mode"	8.5
SE		175,527	505,883	-5.6	5.0	8.0	0.5	90.0	"Green house mode"	8.5
SF		175,522	505,885	-5.6	5.0	8.0	0.5	90.0	"Green house mode"	8.5
sF		171,711	509,242	-2.4	5.0	8.0	0.5	90.0	"Green house mode"	8.5
SG		175,517	505,887	-5.7	5.0	8.0	0.5	90.0	"Green house mode"	8.5
sG		171,729	509,261	-2.1	5.0	8.0	0.5	90.0	"Green house mode"	8.5
sH		171,734	509,265	-2.3	5.0	8.0	0.5	90.0	"Green house mode"	8.5
SH		175,512	505,890	-5.8	5.0	8.0	0.5	90.0	"Green house mode"	8.5
SI		175,508	505,892	-5.9	5.0	8.0	0.5	90.0	"Green house mode"	8.5
sl		171,740	509,268	-2.4	5.0	8.0	0.5	90.0	"Green house mode"	8.5
sJ		171,745	509,271	-2.6	5.0	8.0	0.5	90.0	"Green house mode"	8.5
SJ		175,483	505,905	-5.4	5.0	8.0	0.5	90.0	"Green house mode"	8.5
sK		171,750	509,275	-2.7	5.0	8.0	0.5	90.0	"Green house mode"	8.5
SK		175,479	505,908	-5.3	5.0	8.0	0.5	90.0	"Green house mode"	8.5
sL		171,757	509,277	-2.9	5.0	8.0	0.5	90.0	"Green house mode"	8.5
SL		175,474	505,910	-5.2	5.0	8.0	0.5	90.0	"Green house mode"	8.5

To be continued on next page...

SHADOW - Main Result

Calculation: Slagschaduw_WindplanBlauw_Inrichting6_Buitendijks

...continued from previous page

No.	Name	X (east)	Y (north)	Z	Width	Height	Elevation a.g.l.	Slope of window [°]	Direction mode	Eye height (ZVI) a.g.l. [m]
sM		171,762	509,258	-3.0	5.0	8.0	0.5	90.0	"Green house mode"	8.5
SM		175,469	505,913	-5.1	5.0	8.0	0.5	90.0	"Green house mode"	8.5
sN		171,766	509,252	-3.0	5.0	8.0	0.5	90.0	"Green house mode"	8.5
SN		175,465	505,916	-5.0	5.0	8.0	0.5	90.0	"Green house mode"	8.5
SO		175,459	505,918	-5.0	5.0	8.0	0.5	90.0	"Green house mode"	8.5
sO		171,772	509,247	-3.0	5.0	8.0	0.5	90.0	"Green house mode"	8.5
SP		175,455	505,920	-5.0	5.0	8.0	0.5	90.0	"Green house mode"	8.5
sP		171,775	509,241	-3.1	5.0	8.0	0.5	90.0	"Green house mode"	8.5
SQ		175,450	505,923	-5.0	5.0	8.0	0.5	90.0	"Green house mode"	8.5
sQ		171,779	509,236	-3.1	5.0	8.0	0.5	90.0	"Green house mode"	8.5
SR		175,625	505,490	-5.8	5.0	8.0	0.5	90.0	"Green house mode"	8.5
sR		171,782	509,230	-3.3	5.0	8.0	0.5	90.0	"Green house mode"	8.5
sS		171,802	509,214	-4.0	5.0	8.0	0.5	90.0	"Green house mode"	8.5
SS		175,614	505,496	-6.0	5.0	8.0	0.5	90.0	"Green house mode"	8.5
sT		171,805	509,208	-4.0	5.0	8.0	0.5	90.0	"Green house mode"	8.5
ST		175,606	505,499	-5.9	5.0	8.0	0.5	90.0	"Green house mode"	8.5
sU		171,809	509,203	-4.0	5.0	8.0	0.5	90.0	"Green house mode"	8.5
SU		177,721	507,733	-3.0	5.0	8.0	0.5	90.0	"Green house mode"	8.5
SV		177,750	507,715	-3.9	5.0	8.0	0.5	90.0	"Green house mode"	8.5
sV		171,812	509,198	-4.0	5.0	8.0	0.5	90.0	"Green house mode"	8.5
SW		177,558	507,114	-5.0	5.0	8.0	0.5	90.0	"Green house mode"	8.5
sW		171,816	509,192	-4.0	5.0	8.0	0.5	90.0	"Green house mode"	8.5
SX		177,373	507,288	-6.0	5.0	8.0	0.5	90.0	"Green house mode"	8.5
sX		171,819	509,187	-4.0	5.0	8.0	0.5	90.0	"Green house mode"	8.5
SY		177,498	507,147	-5.0	5.0	8.0	0.5	90.0	"Green house mode"	8.5
sY		171,796	509,169	-4.0	5.0	8.0	0.5	90.0	"Green house mode"	8.5
sZ		171,791	509,166	-4.0	5.0	8.0	0.5	90.0	"Green house mode"	8.5
SZ		175,482	505,709	-5.3	5.0	8.0	0.5	90.0	"Green house mode"	8.5
T		175,020	506,110	-6.8	5.0	8.0	0.5	90.0	"Green house mode"	8.5
TA		175,447	505,706	-5.0	5.0	8.0	0.5	90.0	"Green house mode"	8.5
tA		171,786	509,163	-4.0	5.0	8.0	0.5	90.0	"Green house mode"	8.5
tB		171,780	509,160	-4.0	5.0	8.0	0.5	90.0	"Green house mode"	8.5
TB		175,473	505,689	-5.6	5.0	8.0	0.5	90.0	"Green house mode"	8.5
tC		171,775	509,156	-4.0	5.0	8.0	0.5	90.0	"Green house mode"	8.5
TC		174,995	505,675	-5.5	5.0	8.0	0.5	90.0	"Green house mode"	8.5
TD		174,993	505,700	-5.9	5.0	8.0	0.5	90.0	"Green house mode"	8.5
tD		171,765	509,148	-3.8	5.0	8.0	0.5	90.0	"Green house mode"	8.5
TE		175,477	505,612	-6.0	5.0	8.0	0.5	90.0	"Green house mode"	8.5
tE		171,886	509,269	-3.8	5.0	8.0	0.5	90.0	"Green house mode"	8.5
tF		171,875	509,256	-4.0	5.0	8.0	0.5	90.0	"Green house mode"	8.5
TF		176,232	506,028	-4.3	5.0	8.0	0.5	90.0	"Green house mode"	8.5
TG		175,676	505,673	-5.0	5.0	8.0	0.5	90.0	"Green house mode"	8.5
tG		171,867	509,238	-3.9	5.0	8.0	0.5	90.0	"Green house mode"	8.5
tH		171,853	509,230	-3.7	5.0	8.0	0.5	90.0	"Green house mode"	8.5
TH		175,442	505,692	-5.4	5.0	8.0	0.5	90.0	"Green house mode"	8.5
tI		171,835	509,218	-3.9	5.0	8.0	0.5	90.0	"Green house mode"	8.5
TI		175,542	505,680	-5.0	5.0	8.0	0.5	90.0	"Green house mode"	8.5
tJ		171,828	509,230	-3.5	5.0	8.0	0.5	90.0	"Green house mode"	8.5
TJ		175,809	505,505	-4.5	5.0	8.0	0.5	90.0	"Green house mode"	8.5
TK		175,814	505,505	-4.5	5.0	8.0	0.5	90.0	"Green house mode"	8.5
tK		171,835	509,260	-3.5	5.0	8.0	0.5	90.0	"Green house mode"	8.5
TL		175,260	505,924	-6.0	5.0	8.0	0.5	90.0	"Green house mode"	8.5
tL		171,809	509,246	-3.0	5.0	8.0	0.5	90.0	"Green house mode"	8.5
TM		175,239	505,935	-6.0	5.0	8.0	0.5	90.0	"Green house mode"	8.5
tM		171,802	509,257	-3.4	5.0	8.0	0.5	90.0	"Green house mode"	8.5
TN		175,313	505,931	-5.1	5.0	8.0	0.5	90.0	"Green house mode"	8.5
tN		171,799	509,264	-3.6	5.0	8.0	0.5	90.0	"Green house mode"	8.5
tO		171,792	509,273	-3.7	5.0	8.0	0.5	90.0	"Green house mode"	8.5
TO		175,234	505,937	-5.9	5.0	8.0	0.5	90.0	"Green house mode"	8.5
tP		171,788	509,279	-3.7	5.0	8.0	0.5	90.0	"Green house mode"	8.5
TP		175,308	505,933	-5.2	5.0	8.0	0.5	90.0	"Green house mode"	8.5
tQ		171,785	509,291	-3.3	5.0	8.0	0.5	90.0	"Green house mode"	8.5
TQ		175,221	505,945	-5.6	5.0	8.0	0.5	90.0	"Green house mode"	8.5
tR		171,780	509,297	-3.2	5.0	8.0	0.5	90.0	"Green house mode"	8.5
TR		175,207	505,954	-5.1	5.0	8.0	0.5	90.0	"Green house mode"	8.5

To be continued on next page...

SHADOW - Main Result

Calculation: Slagschaduw_WindplanBlauw_Inrichting6_Buitendijks

...continued from previous page

No.	Name	X (east)	Y (north)	Z	Width	Height	Elevation a.g.l.	Slope of window	Direction mode	Eye height (ZVI) a.g.l.
		[m]	[m]	[m]	[m]	[m]	[m]	[°]		[m]
TS		175,191	505,963	-5.1	5.0	8.0	0.5	90.0	"Green house mode"	8.5
tS		171,778	509,309	-3.0	5.0	8.0	0.5	90.0	"Green house mode"	8.5
TT		175,181	505,969	-5.3	5.0	8.0	0.5	90.0	"Green house mode"	8.5
tT		171,773	509,314	-3.0	5.0	8.0	0.5	90.0	"Green house mode"	8.5
TU		175,144	505,670	-5.0	5.0	8.0	0.5	90.0	"Green house mode"	8.5
tU		172,325	508,706	-3.5	5.0	8.0	0.5	90.0	"Green house mode"	8.5
TV		175,168	505,653	-4.4	5.0	8.0	0.5	90.0	"Green house mode"	8.5
tV		172,361	508,685	-4.0	5.0	8.0	0.5	90.0	"Green house mode"	8.5
tW		172,309	508,717	-3.1	5.0	8.0	0.5	90.0	"Green house mode"	8.5
TW		175,173	505,651	-4.5	5.0	8.0	0.5	90.0	"Green house mode"	8.5
TX		175,178	505,649	-4.5	5.0	8.0	0.5	90.0	"Green house mode"	8.5
tX		172,367	508,692	-4.0	5.0	8.0	0.5	90.0	"Green house mode"	8.5
TY		175,183	505,646	-4.6	5.0	8.0	0.5	90.0	"Green house mode"	8.5
tY		172,316	508,734	-3.0	5.0	8.0	0.5	90.0	"Green house mode"	8.5
TZ		175,192	505,641	-4.7	5.0	8.0	0.5	90.0	"Green house mode"	8.5
tZ		172,368	508,696	-4.0	5.0	8.0	0.5	90.0	"Green house mode"	8.5
U		175,017	506,105	-7.0	5.0	8.0	0.5	90.0	"Green house mode"	8.5
uA		172,332	508,726	-3.1	5.0	8.0	0.5	90.0	"Green house mode"	8.5
UA		175,197	505,639	-4.9	5.0	8.0	0.5	90.0	"Green house mode"	8.5
uB		172,368	508,698	-4.0	5.0	8.0	0.5	90.0	"Green house mode"	8.5
UB		175,202	505,636	-5.2	5.0	8.0	0.5	90.0	"Green house mode"	8.5
uC		172,339	508,743	-3.1	5.0	8.0	0.5	90.0	"Green house mode"	8.5
UC		175,207	505,635	-5.2	5.0	8.0	0.5	90.0	"Green house mode"	8.5
UD		175,212	505,632	-5.3	5.0	8.0	0.5	90.0	"Green house mode"	8.5
uD		172,367	508,702	-4.0	5.0	8.0	0.5	90.0	"Green house mode"	8.5
uE		172,346	508,753	-3.0	5.0	8.0	0.5	90.0	"Green house mode"	8.5
UE		175,139	505,660	-4.9	5.0	8.0	0.5	90.0	"Green house mode"	8.5
uF		172,366	508,710	-4.0	5.0	8.0	0.5	90.0	"Green house mode"	8.5
UF		175,136	505,650	-4.8	5.0	8.0	0.5	90.0	"Green house mode"	8.5
uG		172,350	508,757	-3.0	5.0	8.0	0.5	90.0	"Green house mode"	8.5
UG		175,136	505,645	-4.8	5.0	8.0	0.5	90.0	"Green house mode"	8.5
uH		172,367	508,719	-4.0	5.0	8.0	0.5	90.0	"Green house mode"	8.5
UH		175,137	505,639	-4.8	5.0	8.0	0.5	90.0	"Green house mode"	8.5
UI		175,137	505,634	-4.9	5.0	8.0	0.5	90.0	"Green house mode"	8.5
uI		172,354	508,764	-3.0	5.0	8.0	0.5	90.0	"Green house mode"	8.5
UJ		175,138	505,629	-5.0	5.0	8.0	0.5	90.0	"Green house mode"	8.5
uJ		172,366	508,727	-3.8	5.0	8.0	0.5	90.0	"Green house mode"	8.5
UK		175,138	505,623	-5.1	5.0	8.0	0.5	90.0	"Green house mode"	8.5
uK		172,358	508,770	-3.0	5.0	8.0	0.5	90.0	"Green house mode"	8.5
UL		175,138	505,618	-5.1	5.0	8.0	0.5	90.0	"Green house mode"	8.5
uL		172,365	508,731	-3.7	5.0	8.0	0.5	90.0	"Green house mode"	8.5
UM		175,139	505,612	-5.3	5.0	8.0	0.5	90.0	"Green house mode"	8.5
uM		172,360	508,800	-2.6	5.0	8.0	0.5	90.0	"Green house mode"	8.5
UN		175,140	505,607	-5.3	5.0	8.0	0.5	90.0	"Green house mode"	8.5
uN		172,366	508,736	-3.6	5.0	8.0	0.5	90.0	"Green house mode"	8.5
UO		175,140	505,601	-5.3	5.0	8.0	0.5	90.0	"Green house mode"	8.5
uO		172,382	508,787	-2.9	5.0	8.0	0.5	90.0	"Green house mode"	8.5
UP		175,141	505,597	-5.3	5.0	8.0	0.5	90.0	"Green house mode"	8.5
uP		172,369	508,740	-3.4	5.0	8.0	0.5	90.0	"Green house mode"	8.5
UQ		175,559	505,630	-5.2	5.0	8.0	0.5	90.0	"Green house mode"	8.5
uQ		172,384	508,810	-2.6	5.0	8.0	0.5	90.0	"Green house mode"	8.5
uR		172,372	508,746	-3.2	5.0	8.0	0.5	90.0	"Green house mode"	8.5
UR		175,556	505,625	-5.2	5.0	8.0	0.5	90.0	"Green house mode"	8.5
US		175,530	505,633	-5.3	5.0	8.0	0.5	90.0	"Green house mode"	8.5
uS		172,392	508,825	-2.6	5.0	8.0	0.5	90.0	"Green house mode"	8.5
UT		175,616	505,703	-3.9	5.0	8.0	0.5	90.0	"Green house mode"	8.5
uT		172,379	508,747	-3.2	5.0	8.0	0.5	90.0	"Green house mode"	8.5
uU		172,032	508,874	-3.9	5.0	8.0	0.5	90.0	"Green house mode"	8.5
UU		175,641	505,690	-4.6	5.0	8.0	0.5	90.0	"Green house mode"	8.5
uV		171,891	508,849	-2.7	5.0	8.0	0.5	90.0	"Green house mode"	8.5
UV		175,620	505,712	-4.2	5.0	8.0	0.5	90.0	"Green house mode"	8.5
UW		175,618	505,708	-4.1	5.0	8.0	0.5	90.0	"Green house mode"	8.5
uW		172,026	508,870	-4.0	5.0	8.0	0.5	90.0	"Green house mode"	8.5
UX		175,643	505,696	-4.7	5.0	8.0	0.5	90.0	"Green house mode"	8.5
uX		171,886	508,846	-2.5	5.0	8.0	0.5	90.0	"Green house mode"	8.5

To be continued on next page...

SHADOW - Main Result

Calculation: Slagschaduw_WindplanBlauw_Inrichting6_Buitendijks

...continued from previous page

No.	Name	X (east)	Y (north)	Z	Width	Height	Elevation a.g.l.	Slope of window [°]	Direction mode	Eye height (ZVI) a.g.l. [m]
	UY	175,625	505,722	-4.6	5.0	8.0	0.5	90.0	"Green house mode"	8.5
	uY	172,022	508,866	-4.0	5.0	8.0	0.5	90.0	"Green house mode"	8.5
	uZ	171,880	508,843	-2.2	5.0	8.0	0.5	90.0	"Green house mode"	8.5
	UZ	175,623	505,719	-4.5	5.0	8.0	0.5	90.0	"Green house mode"	8.5
	V	175,013	506,101	-6.9	5.0	8.0	0.5	90.0	"Green house mode"	8.5
	vA	172,016	508,863	-4.0	5.0	8.0	0.5	90.0	"Green house mode"	8.5
	VA	175,650	505,711	-4.9	5.0	8.0	0.5	90.0	"Green house mode"	8.5
	VB	175,648	505,706	-4.8	5.0	8.0	0.5	90.0	"Green house mode"	8.5
	vB	172,407	508,794	-3.0	5.0	8.0	0.5	90.0	"Green house mode"	8.5
	vC	172,408	508,789	-3.0	5.0	8.0	0.5	90.0	"Green house mode"	8.5
	VC	175,629	505,729	-4.8	5.0	8.0	0.5	90.0	"Green house mode"	8.5
	vD	172,409	508,782	-3.0	5.0	8.0	0.5	90.0	"Green house mode"	8.5
	VD	175,626	505,725	-4.7	5.0	8.0	0.5	90.0	"Green house mode"	8.5
	vE	172,423	508,773	-3.0	5.0	8.0	0.5	90.0	"Green house mode"	8.5
	VE	175,652	505,716	-4.9	5.0	8.0	0.5	90.0	"Green house mode"	8.5
	vF	172,428	508,769	-3.0	5.0	8.0	0.5	90.0	"Green house mode"	8.5
	VF	175,651	505,711	-4.9	5.0	8.0	0.5	90.0	"Green house mode"	8.5
	VG	175,634	505,740	-5.0	5.0	8.0	0.5	90.0	"Green house mode"	8.5
	vG	172,435	508,770	-3.0	5.0	8.0	0.5	90.0	"Green house mode"	8.5
	vH	172,440	508,767	-3.0	5.0	8.0	0.5	90.0	"Green house mode"	8.5
	VH	175,631	505,734	-4.9	5.0	8.0	0.5	90.0	"Green house mode"	8.5
	VI	175,658	505,728	-5.0	5.0	8.0	0.5	90.0	"Green house mode"	8.5
	vi	172,445	508,763	-3.0	5.0	8.0	0.5	90.0	"Green house mode"	8.5
	vJ	172,450	508,760	-3.0	5.0	8.0	0.5	90.0	"Green house mode"	8.5
	VJ	175,656	505,721	-5.0	5.0	8.0	0.5	90.0	"Green house mode"	8.5
	VK	175,639	505,746	-5.0	5.0	8.0	0.5	90.0	"Green house mode"	8.5
	vK	172,081	509,176	-1.0	5.0	8.0	0.5	90.0	"Green house mode"	8.5
	VL	175,632	505,739	-5.0	5.0	8.0	0.5	90.0	"Green house mode"	8.5
	vL	172,086	509,181	-1.0	5.0	8.0	0.5	90.0	"Green house mode"	8.5
	VM	175,661	505,735	-5.0	5.0	8.0	0.5	90.0	"Green house mode"	8.5
	vM	172,091	509,188	-1.1	5.0	8.0	0.5	90.0	"Green house mode"	8.5
	vN	172,095	509,194	-1.3	5.0	8.0	0.5	90.0	"Green house mode"	8.5
	VN	175,658	505,726	-5.0	5.0	8.0	0.5	90.0	"Green house mode"	8.5
	vO	172,100	509,201	-1.5	5.0	8.0	0.5	90.0	"Green house mode"	8.5
	VO	175,644	505,758	-5.0	5.0	8.0	0.5	90.0	"Green house mode"	8.5
	VP	175,638	505,750	-5.0	5.0	8.0	0.5	90.0	"Green house mode"	8.5
	vP	172,322	509,603	-1.4	5.0	8.0	0.5	90.0	"Green house mode"	8.5
	VQ	175,668	505,746	-5.0	5.0	8.0	0.5	90.0	"Green house mode"	8.5
	vQ	172,289	509,556	-2.0	5.0	8.0	0.5	90.0	"Green house mode"	8.5
	vR	172,320	509,609	-1.2	5.0	8.0	0.5	90.0	"Green house mode"	8.5
	VR	175,663	505,735	-5.0	5.0	8.0	0.5	90.0	"Green house mode"	8.5
	VS	175,647	505,765	-5.0	5.0	8.0	0.5	90.0	"Green house mode"	8.5
	vS	172,300	509,566	-1.8	5.0	8.0	0.5	90.0	"Green house mode"	8.5
	VT	172,316	509,622	-0.8	5.0	8.0	0.5	90.0	"Green house mode"	8.5
	VT	175,640	505,754	-5.0	5.0	8.0	0.5	90.0	"Green house mode"	8.5
	vU	172,305	509,570	-1.8	5.0	8.0	0.5	90.0	"Green house mode"	8.5
	VU	175,671	505,753	-5.0	5.0	8.0	0.5	90.0	"Green house mode"	8.5
	vV	172,315	509,627	-0.7	5.0	8.0	0.5	90.0	"Green house mode"	8.5
	VV	175,666	505,740	-5.0	5.0	8.0	0.5	90.0	"Green house mode"	8.5
	VW	175,652	505,776	-5.3	5.0	8.0	0.5	90.0	"Green house mode"	8.5
	vW	172,317	509,577	-1.9	5.0	8.0	0.5	90.0	"Green house mode"	8.5
	vX	172,314	509,641	-0.7	5.0	8.0	0.5	90.0	"Green house mode"	8.5
	VX	175,645	505,765	-5.0	5.0	8.0	0.5	90.0	"Green house mode"	8.5
	VY	175,677	505,765	-5.0	5.0	8.0	0.5	90.0	"Green house mode"	8.5
	vY	172,322	509,580	-1.9	5.0	8.0	0.5	90.0	"Green house mode"	8.5
	vZ	172,312	509,646	-0.7	5.0	8.0	0.5	90.0	"Green house mode"	8.5
	VZ	175,671	505,751	-5.0	5.0	8.0	0.5	90.0	"Green house mode"	8.5
	W	175,011	506,096	-6.7	5.0	8.0	0.5	90.0	"Green house mode"	8.5
	WA	175,655	505,782	-5.5	5.0	8.0	0.5	90.0	"Green house mode"	8.5
	wA	172,333	509,588	-2.0	5.0	8.0	0.5	90.0	"Green house mode"	8.5
	WB	175,649	505,770	-5.1	5.0	8.0	0.5	90.0	"Green house mode"	8.5
	wB	172,304	509,656	-0.4	5.0	8.0	0.5	90.0	"Green house mode"	8.5
	wC	172,302	509,662	-0.4	5.0	8.0	0.5	90.0	"Green house mode"	8.5
	WC	175,679	505,771	-5.1	5.0	8.0	0.5	90.0	"Green house mode"	8.5
	wD	172,345	509,611	-1.2	5.0	8.0	0.5	90.0	"Green house mode"	8.5

To be continued on next page...

SHADOW - Main Result

Calculation: Slagschaduw_WindplanBlauw_Inrichting6_Buitendijks

...continued from previous page

No.	Name	X (east)	Y (north)	Z	Width	Height	Elevation a.g.l.	Slope of window [°]	Direction mode	Eye height (ZVI) a.g.l. [m]
	WD	175,673	505,755	-5.0	5.0	8.0	0.5	90.0	"Green house mode"	8.5
	WE	175,653	505,779	-5.4	5.0	8.0	0.5	90.0	"Green house mode"	8.5
	wE	172,300	509,669	-0.3	5.0	8.0	0.5	90.0	"Green house mode"	8.5
	wF	172,343	509,616	-1.1	5.0	8.0	0.5	90.0	"Green house mode"	8.5
	WF	175,678	505,766	-5.0	5.0	8.0	0.5	90.0	"Green house mode"	8.5
	WG	175,656	505,785	-5.6	5.0	8.0	0.5	90.0	"Green house mode"	8.5
	wG	172,298	509,674	-0.3	5.0	8.0	0.5	90.0	"Green house mode"	8.5
	WH	175,681	505,770	-5.1	5.0	8.0	0.5	90.0	"Green house mode"	8.5
	wH	172,339	509,628	-1.0	5.0	8.0	0.5	90.0	"Green house mode"	8.5
	WI	175,273	505,751	-5.4	5.0	8.0	0.5	90.0	"Green house mode"	8.5
	wI	172,299	509,682	-0.4	5.0	8.0	0.5	90.0	"Green house mode"	8.5
	wJ	172,337	509,634	-1.0	5.0	8.0	0.5	90.0	"Green house mode"	8.5
	WJ	175,278	505,760	-5.2	5.0	8.0	0.5	90.0	"Green house mode"	8.5
	WK	175,281	505,766	-5.1	5.0	8.0	0.5	90.0	"Green house mode"	8.5
	wK	172,345	509,649	-1.0	5.0	8.0	0.5	90.0	"Green house mode"	8.5
	wL	172,343	509,657	-1.0	5.0	8.0	0.5	90.0	"Green house mode"	8.5
	WL	175,286	505,776	-5.1	5.0	8.0	0.5	90.0	"Green house mode"	8.5
	WM	175,289	505,781	-5.1	5.0	8.0	0.5	90.0	"Green house mode"	8.5
	wM	172,339	509,669	-1.0	5.0	8.0	0.5	90.0	"Green house mode"	8.5
	WN	175,294	505,791	-5.1	5.0	8.0	0.5	90.0	"Green house mode"	8.5
	wN	172,337	509,676	-1.0	5.0	8.0	0.5	90.0	"Green house mode"	8.5
	wO	172,321	509,684	-1.0	5.0	8.0	0.5	90.0	"Green house mode"	8.5
	WO	175,297	505,796	-5.0	5.0	8.0	0.5	90.0	"Green house mode"	8.5
	WP	175,274	505,806	-5.0	5.0	8.0	0.5	90.0	"Green house mode"	8.5
	wP	172,319	509,690	-1.2	5.0	8.0	0.5	90.0	"Green house mode"	8.5
	WQ	175,253	505,814	-5.0	5.0	8.0	0.5	90.0	"Green house mode"	8.5
	wQ	172,315	509,702	-1.6	5.0	8.0	0.5	90.0	"Green house mode"	8.5
	wR	172,314	509,708	-1.9	5.0	8.0	0.5	90.0	"Green house mode"	8.5
	WR	175,235	505,822	-5.2	5.0	8.0	0.5	90.0	"Green house mode"	8.5
	wS	172,105	509,207	-1.7	5.0	8.0	0.5	90.0	"Green house mode"	8.5
	WS	175,142	505,665	-4.9	5.0	8.0	0.5	90.0	"Green house mode"	8.5
	WT	175,669	505,646	-5.0	5.0	8.0	0.5	90.0	"Green house mode"	8.5
	wT	172,110	509,213	-1.9	5.0	8.0	0.5	90.0	"Green house mode"	8.5
	WU	175,514	505,695	-5.8	5.0	8.0	0.5	90.0	"Green house mode"	8.5
	wU	172,141	509,234	-2.1	5.0	8.0	0.5	90.0	"Green house mode"	8.5
	wV	172,146	509,240	-2.2	5.0	8.0	0.5	90.0	"Green house mode"	8.5
	WV	175,664	505,649	-5.0	5.0	8.0	0.5	90.0	"Green house mode"	8.5
	wW	172,151	509,246	-2.3	5.0	8.0	0.5	90.0	"Green house mode"	8.5
	WW	175,658	505,652	-5.0	5.0	8.0	0.5	90.0	"Green house mode"	8.5
	WX	175,457	505,724	-5.0	5.0	8.0	0.5	90.0	"Green house mode"	8.5
	wX	172,116	509,110	-3.3	5.0	8.0	0.5	90.0	"Green house mode"	8.5
	WY	175,422	505,738	-5.2	5.0	8.0	0.5	90.0	"Green house mode"	8.5
	wY	172,155	509,253	-2.4	5.0	8.0	0.5	90.0	"Green house mode"	8.5
	wZ	172,160	509,259	-2.4	5.0	8.0	0.5	90.0	"Green house mode"	8.5
	WZ	175,648	505,657	-5.0	5.0	8.0	0.5	90.0	"Green house mode"	8.5
	X	175,007	506,091	-6.4	5.0	8.0	0.5	90.0	"Green house mode"	8.5
	xA	172,131	509,113	-3.1	5.0	8.0	0.5	90.0	"Green house mode"	8.5
	XA	175,399	505,751	-5.4	5.0	8.0	0.5	90.0	"Green house mode"	8.5
	XB	175,643	505,659	-5.0	5.0	8.0	0.5	90.0	"Green house mode"	8.5
	xB	172,165	509,265	-2.3	5.0	8.0	0.5	90.0	"Green house mode"	8.5
	xC	172,138	509,114	-3.0	5.0	8.0	0.5	90.0	"Green house mode"	8.5
	XC	175,638	505,662	-4.9	5.0	8.0	0.5	90.0	"Green house mode"	8.5
	XD	175,633	505,665	-4.8	5.0	8.0	0.5	90.0	"Green house mode"	8.5
	xD	172,198	509,288	-2.0	5.0	8.0	0.5	90.0	"Green house mode"	8.5
	xE	172,145	509,116	-3.0	5.0	8.0	0.5	90.0	"Green house mode"	8.5
	XE	175,627	505,668	-4.6	5.0	8.0	0.5	90.0	"Green house mode"	8.5
	XF	175,607	505,678	-4.0	5.0	8.0	0.5	90.0	"Green house mode"	8.5
	xF	172,152	509,117	-3.0	5.0	8.0	0.5	90.0	"Green house mode"	8.5
	XG	175,601	505,680	-3.9	5.0	8.0	0.5	90.0	"Green house mode"	8.5
	xG	172,212	509,307	-2.0	5.0	8.0	0.5	90.0	"Green house mode"	8.5
	XH	175,596	505,683	-3.8	5.0	8.0	0.5	90.0	"Green house mode"	8.5
	xH	172,178	509,161	-3.1	5.0	8.0	0.5	90.0	"Green house mode"	8.5
	xl	172,185	509,163	-3.2	5.0	8.0	0.5	90.0	"Green house mode"	8.5
	XI	175,591	505,685	-3.8	5.0	8.0	0.5	90.0	"Green house mode"	8.5
	XJ	175,581	505,691	-3.5	5.0	8.0	0.5	90.0	"Green house mode"	8.5

To be continued on next page...

SHADOW - Main Result

Calculation: Slagschaduw_WindplanBlauw_Inrichting6_Buitendijks

...continued from previous page

No.	Name	X (east)	Y (north)	Z	Width	Height	Elevation a.g.l.	Slope of window [°]	Direction mode	Eye height (ZVI) a.g.l. [m]
	xJ	172,222	509,319	-2.5	5.0	8.0	0.5	90.0	"Green house mode"	8.5
	xK	172,193	509,164	-3.5	5.0	8.0	0.5	90.0	"Green house mode"	8.5
	XK	175,575	505,694	-3.6	5.0	8.0	0.5	90.0	"Green house mode"	8.5
	xL	172,200	509,166	-3.6	5.0	8.0	0.5	90.0	"Green house mode"	8.5
	XL	175,565	505,700	-3.9	5.0	8.0	0.5	90.0	"Green house mode"	8.5
	xM	172,207	509,167	-3.8	5.0	8.0	0.5	90.0	"Green house mode"	8.5
	XM	175,545	505,709	-4.8	5.0	8.0	0.5	90.0	"Green house mode"	8.5
	xN	172,214	509,168	-4.0	5.0	8.0	0.5	90.0	"Green house mode"	8.5
	XN	175,540	505,712	-4.9	5.0	8.0	0.5	90.0	"Green house mode"	8.5
	xO	172,240	509,213	-3.4	5.0	8.0	0.5	90.0	"Green house mode"	8.5
	XO	175,534	505,715	-4.9	5.0	8.0	0.5	90.0	"Green house mode"	8.5
	xP	172,247	509,214	-3.2	5.0	8.0	0.5	90.0	"Green house mode"	8.5
	XP	175,524	505,720	-5.0	5.0	8.0	0.5	90.0	"Green house mode"	8.5
	xQ	172,255	509,216	-2.8	5.0	8.0	0.5	90.0	"Green house mode"	8.5
	XQ	175,519	505,723	-5.1	5.0	8.0	0.5	90.0	"Green house mode"	8.5
	XR	175,513	505,726	-5.1	5.0	8.0	0.5	90.0	"Green house mode"	8.5
	xR	172,262	509,217	-2.4	5.0	8.0	0.5	90.0	"Green house mode"	8.5
	XS	175,508	505,730	-5.1	5.0	8.0	0.5	90.0	"Green house mode"	8.5
	xS	172,269	509,217	-2.1	5.0	8.0	0.5	90.0	"Green house mode"	8.5
	XT	175,502	505,732	-5.1	5.0	8.0	0.5	90.0	"Green house mode"	8.5
	xT	172,277	509,220	-1.7	5.0	8.0	0.5	90.0	"Green house mode"	8.5
	xU	172,302	509,264	-2.3	5.0	8.0	0.5	90.0	"Green house mode"	8.5
	XU	175,483	505,741	-5.0	5.0	8.0	0.5	90.0	"Green house mode"	8.5
	xV	172,311	509,266	-2.2	5.0	8.0	0.5	90.0	"Green house mode"	8.5
	XV	175,477	505,743	-5.0	5.0	8.0	0.5	90.0	"Green house mode"	8.5
	XW	175,467	505,749	-5.0	5.0	8.0	0.5	90.0	"Green house mode"	8.5
	xW	172,320	509,269	-2.1	5.0	8.0	0.5	90.0	"Green house mode"	8.5
	xX	172,326	509,269	-2.0	5.0	8.0	0.5	90.0	"Green house mode"	8.5
	XX	175,462	505,752	-5.0	5.0	8.0	0.5	90.0	"Green house mode"	8.5
	XY	175,456	505,755	-5.0	5.0	8.0	0.5	90.0	"Green house mode"	8.5
	xY	172,337	509,272	-2.2	5.0	8.0	0.5	90.0	"Green house mode"	8.5
	XZ	175,450	505,758	-5.0	5.0	8.0	0.5	90.0	"Green house mode"	8.5
	xZ	172,346	509,274	-2.4	5.0	8.0	0.5	90.0	"Green house mode"	8.5
	Y	175,004	506,086	-6.3	5.0	8.0	0.5	90.0	"Green house mode"	8.5
	YA	175,445	505,761	-5.0	5.0	8.0	0.5	90.0	"Green house mode"	8.5
	yA	172,643	508,867	-3.8	5.0	8.0	0.5	90.0	"Green house mode"	8.5
	yB	172,648	508,864	-3.8	5.0	8.0	0.5	90.0	"Green house mode"	8.5
	YB	175,440	505,763	-5.0	5.0	8.0	0.5	90.0	"Green house mode"	8.5
	YC	175,420	505,773	-5.0	5.0	8.0	0.5	90.0	"Green house mode"	8.5
	yC	172,653	508,860	-3.8	5.0	8.0	0.5	90.0	"Green house mode"	8.5
	yD	172,658	508,856	-3.8	5.0	8.0	0.5	90.0	"Green house mode"	8.5
	YD	175,414	505,775	-5.0	5.0	8.0	0.5	90.0	"Green house mode"	8.5
	yE	172,671	508,846	-3.9	5.0	8.0	0.5	90.0	"Green house mode"	8.5
	YE	175,409	505,778	-5.0	5.0	8.0	0.5	90.0	"Green house mode"	8.5
	YF	175,404	505,781	-5.0	5.0	8.0	0.5	90.0	"Green house mode"	8.5
	yF	172,676	508,842	-3.8	5.0	8.0	0.5	90.0	"Green house mode"	8.5
	YG	175,399	505,784	-5.0	5.0	8.0	0.5	90.0	"Green house mode"	8.5
	yG	172,681	508,837	-3.7	5.0	8.0	0.5	90.0	"Green house mode"	8.5
	YH	175,394	505,786	-5.0	5.0	8.0	0.5	90.0	"Green house mode"	8.5
	yH	172,689	508,828	-3.8	5.0	8.0	0.5	90.0	"Green house mode"	8.5
	yI	172,698	508,825	-3.8	5.0	8.0	0.5	90.0	"Green house mode"	8.5
	YI	175,388	505,789	-5.0	5.0	8.0	0.5	90.0	"Green house mode"	8.5
	YJ	175,384	505,791	-5.0	5.0	8.0	0.5	90.0	"Green house mode"	8.5
	yJ	172,704	508,820	-3.9	5.0	8.0	0.5	90.0	"Green house mode"	8.5
	YK	175,379	505,794	-5.0	5.0	8.0	0.5	90.0	"Green house mode"	8.5
	yK	172,709	508,815	-3.9	5.0	8.0	0.5	90.0	"Green house mode"	8.5
	YL	175,525	505,637	-5.5	5.0	8.0	0.5	90.0	"Green house mode"	8.5
	yL	172,555	508,729	-3.0	5.0	8.0	0.5	90.0	"Green house mode"	8.5
	YM	175,519	505,640	-5.6	5.0	8.0	0.5	90.0	"Green house mode"	8.5
	yM	172,552	508,724	-2.9	5.0	8.0	0.5	90.0	"Green house mode"	8.5
	YN	174,804	511,303	-5.2	5.0	8.0	0.5	90.0	"Green house mode"	8.5
	yN	172,548	508,719	-2.9	5.0	8.0	0.5	90.0	"Green house mode"	8.5
	yO	172,545	508,714	-2.8	5.0	8.0	0.5	90.0	"Green house mode"	8.5
	YO	174,705	511,262	-3.4	5.0	8.0	0.5	90.0	"Green house mode"	8.5
	yP	172,542	508,709	-2.8	5.0	8.0	0.5	90.0	"Green house mode"	8.5

To be continued on next page...

SHADOW - Main Result

Calculation: Slagschaduw_WindplanBlauw_Inrichting6_Buitendijks

...continued from previous page

No.	Name	X (east)	Y (north)	Z	Width	Height	Elevation a.g.l.	Slope of window	Direction mode	Eye height (ZVI) a.g.l.
		[m]	[m]	[m]	[m]	[m]	[m]	[°]		[m]
YP		174,577	510,948	-5.3	5.0	8.0	0.5	90.0	"Green house mode"	8.5
yQ		172,538	508,704	-2.8	5.0	8.0	0.5	90.0	"Green house mode"	8.5
YQ		174,323	510,546	-4.1	5.0	8.0	0.5	90.0	"Green house mode"	8.5
YR		174,260	510,559	-4.5	5.0	8.0	0.5	90.0	"Green house mode"	8.5
yR		172,533	508,689	-3.0	5.0	8.0	0.5	90.0	"Green house mode"	8.5
YS		174,095	510,182	-3.1	5.0	8.0	0.5	90.0	"Green house mode"	8.5
yS		172,538	508,686	-3.0	5.0	8.0	0.5	90.0	"Green house mode"	8.5
yT		172,543	508,682	-3.0	5.0	8.0	0.5	90.0	"Green house mode"	8.5
YT		174,043	510,212	-2.3	5.0	8.0	0.5	90.0	"Green house mode"	8.5
YU		174,052	510,116	-3.2	5.0	8.0	0.5	90.0	"Green house mode"	8.5
yU		172,548	508,679	-3.0	5.0	8.0	0.5	90.0	"Green house mode"	8.5
yV		172,553	508,676	-3.0	5.0	8.0	0.5	90.0	"Green house mode"	8.5
YV		174,015	510,165	-3.5	5.0	8.0	0.5	90.0	"Green house mode"	8.5
yW		172,558	508,672	-3.0	5.0	8.0	0.5	90.0	"Green house mode"	8.5
YW		173,674	509,630	-4.2	5.0	8.0	0.5	90.0	"Green house mode"	8.5
yX		172,563	508,669	-3.1	5.0	8.0	0.5	90.0	"Green house mode"	8.5
YX		173,432	509,123	-4.3	5.0	8.0	0.5	90.0	"Green house mode"	8.5
YY		173,367	509,025	-4.1	5.0	8.0	0.5	90.0	"Green house mode"	8.5
yY		172,568	508,665	-3.0	5.0	8.0	0.5	90.0	"Green house mode"	8.5
yZ		172,534	509,225	-2.6	5.0	8.0	0.5	90.0	"Green house mode"	8.5
YZ		175,557	505,505	-5.5	5.0	8.0	0.5	90.0	"Green house mode"	8.5
Z		175,001	506,081	-6.1	5.0	8.0	0.5	90.0	"Green house mode"	8.5
ZA		175,545	505,503	-5.6	5.0	8.0	0.5	90.0	"Green house mode"	8.5
zA		172,563	509,221	-1.8	5.0	8.0	0.5	90.0	"Green house mode"	8.5
zB		172,534	509,217	-2.5	5.0	8.0	0.5	90.0	"Green house mode"	8.5
ZB		175,534	505,502	-5.6	5.0	8.0	0.5	90.0	"Green house mode"	8.5
zC		172,562	509,213	-1.7	5.0	8.0	0.5	90.0	"Green house mode"	8.5
ZC		175,522	505,500	-5.6	5.0	8.0	0.5	90.0	"Green house mode"	8.5
ZD		175,514	505,501	-5.6	5.0	8.0	0.5	90.0	"Green house mode"	8.5
zD		172,533	509,208	-2.4	5.0	8.0	0.5	90.0	"Green house mode"	8.5
zE		172,563	509,206	-1.7	5.0	8.0	0.5	90.0	"Green house mode"	8.5
ZE		175,502	505,498	-5.6	5.0	8.0	0.5	90.0	"Green house mode"	8.5
ZF		175,488	505,498	-5.4	5.0	8.0	0.5	90.0	"Green house mode"	8.5
zF		172,532	509,200	-2.2	5.0	8.0	0.5	90.0	"Green house mode"	8.5
ZG		175,476	505,497	-5.2	5.0	8.0	0.5	90.0	"Green house mode"	8.5
zG		172,562	509,197	-1.8	5.0	8.0	0.5	90.0	"Green house mode"	8.5
zH		172,532	509,191	-2.1	5.0	8.0	0.5	90.0	"Green house mode"	8.5
ZH		175,465	505,496	-5.1	5.0	8.0	0.5	90.0	"Green house mode"	8.5
zI		172,561	509,189	-1.8	5.0	8.0	0.5	90.0	"Green house mode"	8.5
ZI		175,455	505,493	-5.3	5.0	8.0	0.5	90.0	"Green house mode"	8.5
zJ		172,530	509,183	-2.1	5.0	8.0	0.5	90.0	"Green house mode"	8.5
ZJ		175,444	505,493	-5.6	5.0	8.0	0.5	90.0	"Green house mode"	8.5
zK		172,560	509,179	-1.9	5.0	8.0	0.5	90.0	"Green house mode"	8.5
ZK		175,339	505,921	-5.0	5.0	8.0	0.5	90.0	"Green house mode"	8.5
zL		172,530	509,172	-2.3	5.0	8.0	0.5	90.0	"Green house mode"	8.5
ZL		175,304	505,906	-5.3	5.0	8.0	0.5	90.0	"Green house mode"	8.5
zM		172,559	509,173	-2.0	5.0	8.0	0.5	90.0	"Green house mode"	8.5
ZM		175,333	505,923	-5.0	5.0	8.0	0.5	90.0	"Green house mode"	8.5
zN		172,406	509,183	-3.9	5.0	8.0	0.5	90.0	"Green house mode"	8.5
ZN		175,283	505,914	-5.9	5.0	8.0	0.5	90.0	"Green house mode"	8.5
ZO		175,329	505,925	-5.0	5.0	8.0	0.5	90.0	"Green house mode"	8.5
zO		172,411	509,179	-3.8	5.0	8.0	0.5	90.0	"Green house mode"	8.5
ZP		175,266	505,921	-6.0	5.0	8.0	0.5	90.0	"Green house mode"	8.5
zP		172,415	509,175	-3.7	5.0	8.0	0.5	90.0	"Green house mode"	8.5
ZQ		175,324	505,928	-5.0	5.0	8.0	0.5	90.0	"Green house mode"	8.5
zQ		172,422	509,173	-3.5	5.0	8.0	0.5	90.0	"Green house mode"	8.5
ZR		175,218	505,699	-6.0	5.0	8.0	0.5	90.0	"Green house mode"	8.5
zR		172,426	509,168	-3.4	5.0	8.0	0.5	90.0	"Green house mode"	8.5
zS		172,431	509,164	-3.2	5.0	8.0	0.5	90.0	"Green house mode"	8.5
ZS		175,597	505,844	-5.7	5.0	8.0	0.5	90.0	"Green house mode"	8.5
ZT		175,457	505,658	-5.5	5.0	8.0	0.5	90.0	"Green house mode"	8.5
zT		172,435	509,160	-3.1	5.0	8.0	0.5	90.0	"Green house mode"	8.5
zU		172,436	509,153	-3.1	5.0	8.0	0.5	90.0	"Green house mode"	8.5
ZU		175,526	505,837	-6.0	5.0	8.0	0.5	90.0	"Green house mode"	8.5
zV		172,469	509,127	-3.0	5.0	8.0	0.5	90.0	"Green house mode"	8.5

To be continued on next page...

SHADOW - Main Result

Calculation: Slagschaduw_WindplanBlauw_Inrichting6_Buitendijks

...continued from previous page

No.	Name	X (east)	Y (north)	Z	Width	Height	Elevation a.g.l.	Slope of window [°]	Direction mode	Eye height (ZVI) a.g.l. [m]
	ZV	175,205	505,583	-6.0	5.0	8.0	0.5	90.0	"Green house mode"	8.5
	zW	172,481	509,116	-3.0	5.0	8.0	0.5	90.0	"Green house mode"	8.5
	ZW	175,183	505,581	-6.0	5.0	8.0	0.5	90.0	"Green house mode"	8.5
	ZX	175,356	505,912	-5.0	5.0	8.0	0.5	90.0	"Green house mode"	8.5
	zX	172,493	509,100	-2.7	5.0	8.0	0.5	90.0	"Green house mode"	8.5
	zY	172,512	509,089	-2.1	5.0	8.0	0.5	90.0	"Green house mode"	8.5
	ZY	175,401	505,695	-5.8	5.0	8.0	0.5	90.0	"Green house mode"	8.5
	ZZ	175,002	505,606	-6.0	5.0	8.0	0.5	90.0	"Green house mode"	8.5
	zZ	172,635	508,924	-4.0	5.0	8.0	0.5	90.0	"Green house mode"	8.5
	[A	175,574	505,775	-5.2	5.0	8.0	0.5	90.0	"Green house mode"	8.5
	[B	176,343	506,195	-5.0	5.0	8.0	0.5	90.0	"Green house mode"	8.5
	[C	175,706	509,083	-3.3	5.0	8.0	0.5	90.0	"Green house mode"	8.5
	[D	172,966	506,218	-4.1	5.0	8.0	0.5	90.0	"Green house mode"	8.5
	[E	175,137	505,656	-4.9	5.0	8.0	0.5	90.0	"Green house mode"	8.5
	[F	175,187	505,643	-4.6	5.0	8.0	0.5	90.0	"Green house mode"	8.5
	[G	175,570	505,697	-3.8	5.0	8.0	0.5	90.0	"Green house mode"	8.5
	[H	173,753	509,639	-4.5	5.0	8.0	0.5	90.0	"Green house mode"	8.5
	[I	175,255	505,763	-5.0	5.0	8.0	0.5	90.0	"Green house mode"	8.5
	[J	176,017	505,873	-2.7	5.0	8.0	0.5	90.0	"Green house mode"	8.5
	[K	175,667	505,804	-5.9	5.0	8.0	0.5	90.0	"Green house mode"	8.5
	[L	175,445	505,926	-5.0	5.0	8.0	0.5	90.0	"Green house mode"	8.5
	[M	175,473	505,884	-5.2	5.0	8.0	0.5	90.0	"Green house mode"	8.5
	[N	175,189	505,581	-6.0	5.0	8.0	0.5	90.0	"Green house mode"	8.5
	[O	175,322	505,843	-5.0	5.0	8.0	0.5	90.0	"Green house mode"	8.5
	[P	175,358	505,663	-5.6	5.0	8.0	0.5	90.0	"Green house mode"	8.5
	[Q	175,244	505,628	-5.0	5.0	8.0	0.5	90.0	"Green house mode"	8.5
	[R	175,241	505,624	-5.0	5.0	8.0	0.5	90.0	"Green house mode"	8.5
	[S	175,239	505,618	-5.1	5.0	8.0	0.5	90.0	"Green house mode"	8.5
	[T	175,237	505,614	-5.1	5.0	8.0	0.5	90.0	"Green house mode"	8.5
	[U	175,234	505,609	-5.2	5.0	8.0	0.5	90.0	"Green house mode"	8.5
	[V	175,231	505,604	-5.3	5.0	8.0	0.5	90.0	"Green house mode"	8.5
	[W	175,229	505,599	-5.3	5.0	8.0	0.5	90.0	"Green house mode"	8.5
	[X	175,226	505,594	-5.4	5.0	8.0	0.5	90.0	"Green house mode"	8.5
	[Y	175,222	505,589	-5.5	5.0	8.0	0.5	90.0	"Green house mode"	8.5
	[Z	175,217	505,585	-5.7	5.0	8.0	0.5	90.0	"Green house mode"	8.5
	\A	175,210	505,582	-5.8	5.0	8.0	0.5	90.0	"Green house mode"	8.5
	\B	175,199	505,582	-6.0	5.0	8.0	0.5	90.0	"Green house mode"	8.5
	\C	175,194	505,582	-6.0	5.0	8.0	0.5	90.0	"Green house mode"	8.5
	\D	175,178	505,581	-6.0	5.0	8.0	0.5	90.0	"Green house mode"	8.5
	\E	175,173	505,579	-6.0	5.0	8.0	0.5	90.0	"Green house mode"	8.5
	\F	175,168	505,579	-6.0	5.0	8.0	0.5	90.0	"Green house mode"	8.5
	\G	175,162	505,579	-5.9	5.0	8.0	0.5	90.0	"Green house mode"	8.5
	\H	175,156	505,578	-5.7	5.0	8.0	0.5	90.0	"Green house mode"	8.5
	\I	175,151	505,577	-5.6	5.0	8.0	0.5	90.0	"Green house mode"	8.5
	\J	175,146	505,577	-5.5	5.0	8.0	0.5	90.0	"Green house mode"	8.5
	\K	175,140	505,576	-5.3	5.0	8.0	0.5	90.0	"Green house mode"	8.5
	\L	175,001	507,955	-4.3	5.0	8.0	0.5	90.0	"Green house mode"	8.5
	\M	175,653	505,654	-5.0	5.0	8.0	0.5	90.0	"Green house mode"	8.5
	\N	175,319	505,929	-5.0	5.0	8.0	0.5	90.0	"Green house mode"	8.5
	\O	175,277	505,949	-6.0	5.0	8.0	0.5	90.0	"Green house mode"	8.5
	\P	175,278	505,953	-6.0	5.0	8.0	0.5	90.0	"Green house mode"	8.5
	\Q	175,281	505,958	-5.9	5.0	8.0	0.5	90.0	"Green house mode"	8.5
	\R	175,283	505,963	-5.9	5.0	8.0	0.5	90.0	"Green house mode"	8.5
	\S	175,287	505,967	-5.9	5.0	8.0	0.5	90.0	"Green house mode"	8.5
	\T	175,289	505,971	-5.9	5.0	8.0	0.5	90.0	"Green house mode"	8.5
	\U	175,291	505,975	-5.9	5.0	8.0	0.5	90.0	"Green house mode"	8.5
	\V	175,292	505,981	-6.0	5.0	8.0	0.5	90.0	"Green house mode"	8.5
	\W	175,294	505,985	-6.0	5.0	8.0	0.5	90.0	"Green house mode"	8.5
	\X	175,297	505,990	-6.0	5.0	8.0	0.5	90.0	"Green house mode"	8.5
	\Y	175,299	505,994	-6.0	5.0	8.0	0.5	90.0	"Green house mode"	8.5
	\Z	175,301	505,999	-6.0	5.0	8.0	0.5	90.0	"Green house mode"	8.5
]A	175,249	505,963	-5.7	5.0	8.0	0.5	90.0	"Green house mode"	8.5
]B	175,250	505,968	-5.6	5.0	8.0	0.5	90.0	"Green house mode"	8.5
]C	175,252	505,972	-5.5	5.0	8.0	0.5	90.0	"Green house mode"	8.5
]D	175,254	505,977	-5.5	5.0	8.0	0.5	90.0	"Green house mode"	8.5

To be continued on next page...

SHADOW - Main Result

Calculation: Slagschaduw_WindplanBlauw_Inrichting6_Buitendijks

...continued from previous page

No.	Name	X (east)	Y (north)	Z	Width	Height	Elevation a.g.l.	Slope of window [°]	Direction mode	Eye height (ZVI) a.g.l. [m]
	JE	175,256	505,982	-5.4	5.0	8.0	0.5	90.0	"Green house mode"	8.5
	JF	175,258	505,987	-5.6	5.0	8.0	0.5	90.0	"Green house mode"	8.5
	JG	175,260	505,991	-5.7	5.0	8.0	0.5	90.0	"Green house mode"	8.5
	JH	175,263	505,995	-5.8	5.0	8.0	0.5	90.0	"Green house mode"	8.5
	JI	175,265	506,001	-5.9	5.0	8.0	0.5	90.0	"Green house mode"	8.5
	JK	175,268	506,005	-5.9	5.0	8.0	0.5	90.0	"Green house mode"	8.5
	JL	175,270	506,009	-6.0	5.0	8.0	0.5	90.0	"Green house mode"	8.5
	JM	175,272	506,014	-6.0	5.0	8.0	0.5	90.0	"Green house mode"	8.5
	JN	175,090	505,840	-5.0	5.0	8.0	0.5	90.0	"Green house mode"	8.5
	JO	175,092	505,844	-5.0	5.0	8.0	0.5	90.0	"Green house mode"	8.5
	JP	175,094	505,848	-5.0	5.0	8.0	0.5	90.0	"Green house mode"	8.5
	JP	175,096	505,853	-5.0	5.0	8.0	0.5	90.0	"Green house mode"	8.5
	QQ	175,098	505,857	-5.0	5.0	8.0	0.5	90.0	"Green house mode"	8.5
	JR	175,102	505,861	-5.0	5.0	8.0	0.5	90.0	"Green house mode"	8.5
	JS	175,104	505,865	-5.0	5.0	8.0	0.5	90.0	"Green house mode"	8.5
	JT	175,106	505,869	-5.0	5.0	8.0	0.5	90.0	"Green house mode"	8.5
	JU	175,107	505,874	-5.0	5.0	8.0	0.5	90.0	"Green house mode"	8.5
	JV	175,109	505,879	-5.0	5.0	8.0	0.5	90.0	"Green house mode"	8.5
	JW	175,111	505,883	-5.0	5.0	8.0	0.5	90.0	"Green house mode"	8.5
	JX	175,113	505,888	-5.0	5.0	8.0	0.5	90.0	"Green house mode"	8.5
	JY	175,114	505,892	-5.1	5.0	8.0	0.5	90.0	"Green house mode"	8.5
	JZ	175,060	505,855	-5.0	5.0	8.0	0.5	90.0	"Green house mode"	8.5
	^ A	175,061	505,860	-5.0	5.0	8.0	0.5	90.0	"Green house mode"	8.5
	^ B	175,063	505,864	-5.0	5.0	8.0	0.5	90.0	"Green house mode"	8.5
	^ C	175,066	505,869	-5.0	5.0	8.0	0.5	90.0	"Green house mode"	8.5
	^ D	175,067	505,872	-5.0	5.0	8.0	0.5	90.0	"Green house mode"	8.5
	^ E	175,068	505,878	-5.0	5.0	8.0	0.5	90.0	"Green house mode"	8.5
	^ F	175,069	505,883	-5.0	5.0	8.0	0.5	90.0	"Green house mode"	8.5
	^ G	175,072	505,887	-5.0	5.0	8.0	0.5	90.0	"Green house mode"	8.5
	^ H	175,075	505,890	-5.0	5.0	8.0	0.5	90.0	"Green house mode"	8.5
	^ I	175,078	505,895	-5.0	5.0	8.0	0.5	90.0	"Green house mode"	8.5
	^ J	175,079	505,899	-5.0	5.0	8.0	0.5	90.0	"Green house mode"	8.5
	^ K	175,082	505,903	-5.0	5.0	8.0	0.5	90.0	"Green house mode"	8.5
	^ L	175,084	505,907	-5.0	5.0	8.0	0.5	90.0	"Green house mode"	8.5
	^ M	175,134	505,933	-5.5	5.0	8.0	0.5	90.0	"Green house mode"	8.5
	^ N	175,137	505,938	-5.3	5.0	8.0	0.5	90.0	"Green house mode"	8.5
	^ O	175,138	505,942	-5.2	5.0	8.0	0.5	90.0	"Green house mode"	8.5
	^ P	175,140	505,947	-5.1	5.0	8.0	0.5	90.0	"Green house mode"	8.5
	^ Q	175,143	505,951	-5.0	5.0	8.0	0.5	90.0	"Green house mode"	8.5
	^ R	175,146	505,955	-5.1	5.0	8.0	0.5	90.0	"Green house mode"	8.5
	^ S	175,148	505,959	-5.1	5.0	8.0	0.5	90.0	"Green house mode"	8.5
	^ T	175,150	505,963	-5.2	5.0	8.0	0.5	90.0	"Green house mode"	8.5
	^ U	175,151	505,968	-5.3	5.0	8.0	0.5	90.0	"Green house mode"	8.5
	^ V	175,153	505,973	-5.5	5.0	8.0	0.5	90.0	"Green house mode"	8.5
	^ W	175,155	505,977	-5.6	5.0	8.0	0.5	90.0	"Green house mode"	8.5
	^ X	175,157	505,981	-5.8	5.0	8.0	0.5	90.0	"Green house mode"	8.5
	^ Y	175,160	505,985	-5.9	5.0	8.0	0.5	90.0	"Green house mode"	8.5
	^ Z	175,106	505,947	-5.1	5.0	8.0	0.5	90.0	"Green house mode"	8.5
	_ A	175,109	505,952	-5.0	5.0	8.0	0.5	90.0	"Green house mode"	8.5
	_ B	175,111	505,956	-5.0	5.0	8.0	0.5	90.0	"Green house mode"	8.5
	_ C	175,112	505,961	-5.0	5.0	8.0	0.5	90.0	"Green house mode"	8.5
	_ D	175,115	505,965	-5.0	5.0	8.0	0.5	90.0	"Green house mode"	8.5
	_ E	175,115	505,970	-5.0	5.0	8.0	0.5	90.0	"Green house mode"	8.5
	_ F	175,117	505,975	-5.0	5.0	8.0	0.5	90.0	"Green house mode"	8.5
	_ G	175,120	505,979	-5.0	5.0	8.0	0.5	90.0	"Green house mode"	8.5
	_ H	175,124	505,982	-5.0	5.0	8.0	0.5	90.0	"Green house mode"	8.5
	_ I	175,125	505,987	-5.2	5.0	8.0	0.5	90.0	"Green house mode"	8.5
	_ J	175,128	505,991	-5.3	5.0	8.0	0.5	90.0	"Green house mode"	8.5
	_ K	175,130	505,995	-5.5	5.0	8.0	0.5	90.0	"Green house mode"	8.5
	_ L	175,132	506,000	-5.6	5.0	8.0	0.5	90.0	"Green house mode"	8.5
	_ M	175,164	505,724	-5.0	5.0	8.0	0.5	90.0	"Green house mode"	8.5
	_ N	175,166	505,729	-5.0	5.0	8.0	0.5	90.0	"Green house mode"	8.5
	_ O	175,169	505,733	-5.1	5.0	8.0	0.5	90.0	"Green house mode"	8.5
	_ P	175,171	505,738	-5.1	5.0	8.0	0.5	90.0	"Green house mode"	8.5
	_ Q	175,174	505,742	-5.2	5.0	8.0	0.5	90.0	"Green house mode"	8.5

To be continued on next page...

SHADOW - Main Result

Calculation: Slagschaduw_WindplanBlauw_Inrichting6_Buitendijks

...continued from previous page

No.	Name	X (east)	Y (north)	Z	Width	Height	Elevation a.g.l.	Slope of window [°]	Direction mode	Eye height (ZVI) a.g.l. [m]
_R		175,176	505,746	-5.2	5.0	8.0	0.5	90.0	"Green house mode"	8.5
_S		175,178	505,751	-5.2	5.0	8.0	0.5	90.0	"Green house mode"	8.5
_T		175,179	505,756	-5.1	5.0	8.0	0.5	90.0	"Green house mode"	8.5
_U		175,182	505,761	-5.1	5.0	8.0	0.5	90.0	"Green house mode"	8.5
_V		175,184	505,765	-5.0	5.0	8.0	0.5	90.0	"Green house mode"	8.5
_W		175,186	505,770	-5.1	5.0	8.0	0.5	90.0	"Green house mode"	8.5
_X		175,135	505,739	-5.0	5.0	8.0	0.5	90.0	"Green house mode"	8.5
_Y		175,137	505,743	-5.0	5.0	8.0	0.5	90.0	"Green house mode"	8.5
_Z		175,139	505,748	-5.0	5.0	8.0	0.5	90.0	"Green house mode"	8.5
`A		175,141	505,753	-5.0	5.0	8.0	0.5	90.0	"Green house mode"	8.5
`B		175,142	505,759	-5.0	5.0	8.0	0.5	90.0	"Green house mode"	8.5
`C		175,144	505,763	-5.0	5.0	8.0	0.5	90.0	"Green house mode"	8.5
`D		175,146	505,767	-5.0	5.0	8.0	0.5	90.0	"Green house mode"	8.5
`E		175,151	505,770	-5.1	5.0	8.0	0.5	90.0	"Green house mode"	8.5
`F		175,153	505,775	-5.2	5.0	8.0	0.5	90.0	"Green house mode"	8.5
`G		175,155	505,780	-5.3	5.0	8.0	0.5	90.0	"Green house mode"	8.5
`H		175,157	505,784	-5.5	5.0	8.0	0.5	90.0	"Green house mode"	8.5
`I		175,304	505,857	-5.0	5.0	8.0	0.5	90.0	"Green house mode"	8.5
`J		175,295	505,861	-5.0	5.0	8.0	0.5	90.0	"Green house mode"	8.5
`K		174,892	505,586	-6.3	5.0	8.0	0.5	90.0	"Green house mode"	8.5
`L		174,891	505,592	-6.3	5.0	8.0	0.5	90.0	"Green house mode"	8.5
`M		174,890	505,606	-6.3	5.0	8.0	0.5	90.0	"Green house mode"	8.5
`N		174,889	505,611	-6.3	5.0	8.0	0.5	90.0	"Green house mode"	8.5
`O		174,888	505,624	-5.9	5.0	8.0	0.5	90.0	"Green house mode"	8.5
`P		174,887	505,630	-5.8	5.0	8.0	0.5	90.0	"Green house mode"	8.5
`Q		174,885	505,644	-5.5	5.0	8.0	0.5	90.0	"Green house mode"	8.5
`R		174,885	505,649	-5.5	5.0	8.0	0.5	90.0	"Green house mode"	8.5
`S		174,884	505,663	-5.5	5.0	8.0	0.5	90.0	"Green house mode"	8.5
`T		174,883	505,668	-5.5	5.0	8.0	0.5	90.0	"Green house mode"	8.5
`U		174,882	505,682	-5.5	5.0	8.0	0.5	90.0	"Green house mode"	8.5
`V		174,881	505,687	-5.5	5.0	8.0	0.5	90.0	"Green house mode"	8.5
`W		174,880	505,701	-5.4	5.0	8.0	0.5	90.0	"Green house mode"	8.5
`X		174,879	505,707	-5.5	5.0	8.0	0.5	90.0	"Green house mode"	8.5
`Y		174,878	505,720	-5.7	5.0	8.0	0.5	90.0	"Green house mode"	8.5
`Z		174,877	505,726	-5.8	5.0	8.0	0.5	90.0	"Green house mode"	8.5
{A		172,581	508,862	-3.3	5.0	8.0	0.5	90.0	"Green house mode"	8.5
{B		172,632	508,919	-4.0	5.0	8.0	0.5	90.0	"Green house mode"	8.5
{C		172,587	508,858	-3.1	5.0	8.0	0.5	90.0	"Green house mode"	8.5
{D		172,629	508,914	-4.0	5.0	8.0	0.5	90.0	"Green house mode"	8.5
{E		172,592	508,854	-3.0	5.0	8.0	0.5	90.0	"Green house mode"	8.5
{F		172,625	508,909	-3.9	5.0	8.0	0.5	90.0	"Green house mode"	8.5
{G		172,597	508,851	-3.0	5.0	8.0	0.5	90.0	"Green house mode"	8.5
{H		172,622	508,904	-3.8	5.0	8.0	0.5	90.0	"Green house mode"	8.5
{I		172,603	508,847	-3.0	5.0	8.0	0.5	90.0	"Green house mode"	8.5
{J		172,619	508,899	-3.7	5.0	8.0	0.5	90.0	"Green house mode"	8.5
{K		172,633	508,824	-3.1	5.0	8.0	0.5	90.0	"Green house mode"	8.5
{L		172,616	508,895	-3.7	5.0	8.0	0.5	90.0	"Green house mode"	8.5
{M		172,629	508,819	-3.0	5.0	8.0	0.5	90.0	"Green house mode"	8.5
{N		172,612	508,889	-3.5	5.0	8.0	0.5	90.0	"Green house mode"	8.5
{O		172,626	508,814	-3.0	5.0	8.0	0.5	90.0	"Green house mode"	8.5
{P		172,623	508,808	-3.0	5.0	8.0	0.5	90.0	"Green house mode"	8.5
{Q		172,619	508,803	-3.0	5.0	8.0	0.5	90.0	"Green house mode"	8.5
{R		172,616	508,798	-3.0	5.0	8.0	0.5	90.0	"Green house mode"	8.5
{S		172,612	508,793	-3.0	5.0	8.0	0.5	90.0	"Green house mode"	8.5
{T		172,603	508,784	-3.0	5.0	8.0	0.5	90.0	"Green house mode"	8.5
{U		172,600	508,778	-3.2	5.0	8.0	0.5	90.0	"Green house mode"	8.5
{V		172,596	508,773	-3.3	5.0	8.0	0.5	90.0	"Green house mode"	8.5
{W		172,592	508,768	-3.5	5.0	8.0	0.5	90.0	"Green house mode"	8.5
{X		172,623	508,726	-3.9	5.0	8.0	0.5	90.0	"Green house mode"	8.5
{Y		172,629	508,723	-4.0	5.0	8.0	0.5	90.0	"Green house mode"	8.5
{Z		172,634	508,719	-3.9	5.0	8.0	0.5	90.0	"Green house mode"	8.5
A		172,639	508,715	-3.8	5.0	8.0	0.5	90.0	"Green house mode"	8.5
B		172,646	508,711	-3.6	5.0	8.0	0.5	90.0	"Green house mode"	8.5
C		172,658	508,706	-3.2	5.0	8.0	0.5	90.0	"Green house mode"	8.5
D		172,663	508,702	-3.1	5.0	8.0	0.5	90.0	"Green house mode"	8.5

To be continued on next page...

SHADOW - Main Result

Calculation: Slagschaduw_WindplanBlauw_Inrichting6_Buitendijks

...continued from previous page

No.	Name	X (east)	Y (north)	Z	Width	Height	Elevation a.g.l.	Slope of window	Direction mode	Eye height (ZVI) a.g.l.
		[m]	[m]	[m]	[m]	[m]	[m]	[°]		[m]
E		172,669	508,698	-3.0	5.0	8.0	0.5	90.0	"Green house mode"	8.5
F		172,674	508,694	-3.0	5.0	8.0	0.5	90.0	"Green house mode"	8.5
G		172,680	508,690	-3.0	5.0	8.0	0.5	90.0	"Green house mode"	8.5
H		172,708	508,679	-3.0	5.0	8.0	0.5	90.0	"Green house mode"	8.5
I		172,713	508,675	-3.1	5.0	8.0	0.5	90.0	"Green house mode"	8.5
J		172,723	508,669	-3.1	5.0	8.0	0.5	90.0	"Green house mode"	8.5
K		172,728	508,665	-3.1	5.0	8.0	0.5	90.0	"Green house mode"	8.5
L		172,595	509,004	-4.8	5.0	8.0	0.5	90.0	"Green house mode"	8.5
M		172,616	508,976	-3.9	5.0	8.0	0.5	90.0	"Green house mode"	8.5
N		172,603	509,027	-4.4	5.0	8.0	0.5	90.0	"Green house mode"	8.5
O		172,620	508,980	-3.8	5.0	8.0	0.5	90.0	"Green house mode"	8.5
P		172,585	509,049	-4.5	5.0	8.0	0.5	90.0	"Green house mode"	8.5
Q		172,623	508,984	-3.7	5.0	8.0	0.5	90.0	"Green house mode"	8.5
R		172,582	509,069	-3.8	5.0	8.0	0.5	90.0	"Green house mode"	8.5
S		172,596	509,079	-3.4	5.0	8.0	0.5	90.0	"Green house mode"	8.5
T		172,629	508,992	-3.3	5.0	8.0	0.5	90.0	"Green house mode"	8.5
U		172,611	509,094	-3.0	5.0	8.0	0.5	90.0	"Green house mode"	8.5
V		172,633	508,997	-3.0	5.0	8.0	0.5	90.0	"Green house mode"	8.5
W		172,625	509,106	-2.7	5.0	8.0	0.5	90.0	"Green house mode"	8.5
X		172,635	509,011	-2.9	5.0	8.0	0.5	90.0	"Green house mode"	8.5
Y		172,653	509,116	-1.6	5.0	8.0	0.5	90.0	"Green house mode"	8.5
Z		172,657	509,108	-1.8	5.0	8.0	0.5	90.0	"Green house mode"	8.5
}A		172,634	509,033	-3.0	5.0	8.0	0.5	90.0	"Green house mode"	8.5
}B		172,670	509,098	-1.7	5.0	8.0	0.5	90.0	"Green house mode"	8.5
}C		172,629	509,047	-3.0	5.0	8.0	0.5	90.0	"Green house mode"	8.5
}D		172,676	509,094	-1.5	5.0	8.0	0.5	90.0	"Green house mode"	8.5
}E		172,624	509,052	-3.2	5.0	8.0	0.5	90.0	"Green house mode"	8.5
}F		172,614	509,064	-3.4	5.0	8.0	0.5	90.0	"Green house mode"	8.5
}G		172,694	509,082	-1.2	5.0	8.0	0.5	90.0	"Green house mode"	8.5
}H		172,642	509,082	-2.8	5.0	8.0	0.5	90.0	"Green house mode"	8.5
}I		172,698	509,078	-1.3	5.0	8.0	0.5	90.0	"Green house mode"	8.5
}J		172,648	509,078	-2.8	5.0	8.0	0.5	90.0	"Green house mode"	8.5
}K		172,702	509,074	-1.4	5.0	8.0	0.5	90.0	"Green house mode"	8.5
}L		172,706	509,071	-1.4	5.0	8.0	0.5	90.0	"Green house mode"	8.5
}M		172,655	509,071	-2.8	5.0	8.0	0.5	90.0	"Green house mode"	8.5
}N		172,709	509,064	-1.7	5.0	8.0	0.5	90.0	"Green house mode"	8.5
}O		172,658	509,068	-2.9	5.0	8.0	0.5	90.0	"Green house mode"	8.5
}P		172,713	509,056	-1.8	5.0	8.0	0.5	90.0	"Green house mode"	8.5
}Q		172,737	508,789	-3.9	5.0	8.0	0.5	90.0	"Green house mode"	8.5
}R		172,740	508,794	-3.7	5.0	8.0	0.5	90.0	"Green house mode"	8.5
}S		172,746	508,798	-3.5	5.0	8.0	0.5	90.0	"Green house mode"	8.5
}T		172,749	508,804	-3.2	5.0	8.0	0.5	90.0	"Green house mode"	8.5
}U		172,769	508,800	-2.8	5.0	8.0	0.5	90.0	"Green house mode"	8.5
}V		172,774	508,797	-2.8	5.0	8.0	0.5	90.0	"Green house mode"	8.5
}W		172,779	508,794	-2.8	5.0	8.0	0.5	90.0	"Green house mode"	8.5
}X		172,784	508,790	-2.8	5.0	8.0	0.5	90.0	"Green house mode"	8.5
}Y		172,789	508,787	-2.7	5.0	8.0	0.5	90.0	"Green house mode"	8.5
}Z		172,784	508,765	-3.6	5.0	8.0	0.5	90.0	"Green house mode"	8.5
~A		172,781	508,760	-3.8	5.0	8.0	0.5	90.0	"Green house mode"	8.5
~B		172,777	508,755	-4.0	5.0	8.0	0.5	90.0	"Green house mode"	8.5
~C		172,773	508,750	-4.0	5.0	8.0	0.5	90.0	"Green house mode"	8.5
~D		172,769	508,744	-4.0	5.0	8.0	0.5	90.0	"Green house mode"	8.5
~E		172,766	508,740	-4.0	5.0	8.0	0.5	90.0	"Green house mode"	8.5
~F		172,742	508,751	-4.0	5.0	8.0	0.5	90.0	"Green house mode"	8.5
~G		172,736	508,755	-4.0	5.0	8.0	0.5	90.0	"Green house mode"	8.5
~H		172,731	508,759	-4.0	5.0	8.0	0.5	90.0	"Green house mode"	8.5
~I		172,726	508,762	-4.0	5.0	8.0	0.5	90.0	"Green house mode"	8.5
~J		172,721	508,766	-4.0	5.0	8.0	0.5	90.0	"Green house mode"	8.5
~K		172,716	508,769	-4.0	5.0	8.0	0.5	90.0	"Green house mode"	8.5
~L		172,699	508,778	-4.0	5.0	8.0	0.5	90.0	"Green house mode"	8.5
~M		172,694	508,781	-4.0	5.0	8.0	0.5	90.0	"Green house mode"	8.5
~N		172,688	508,785	-4.0	5.0	8.0	0.5	90.0	"Green house mode"	8.5
~O		172,683	508,789	-4.0	5.0	8.0	0.5	90.0	"Green house mode"	8.5
~P		172,678	508,792	-4.0	5.0	8.0	0.5	90.0	"Green house mode"	8.5
~Q		172,672	508,796	-4.0	5.0	8.0	0.5	90.0	"Green house mode"	8.5

To be continued on next page...

SHADOW - Main Result

Calculation: Slagschaduw_WindplanBlauw_Inrichting6_Buitendijks

...continued from previous page

No.	Name	X (east)	Y (north)	Z	Width	Height	Elevation a.g.l.	Slope of window [°]	Direction mode	Eye height (ZVI) a.g.l. [m]
~R		172,668	508,799	-4.0	5.0	8.0	0.5	90.0	"Green house mode"	8.5
~S		172,663	508,802	-3.9	5.0	8.0	0.5	90.0	"Green house mode"	8.5
~T		172,657	508,806	-3.7	5.0	8.0	0.5	90.0	"Green house mode"	8.5
~U		171,987	509,235	-2.0	5.0	8.0	0.5	90.0	"Green house mode"	8.5
~V		171,993	509,231	-1.9	5.0	8.0	0.5	90.0	"Green house mode"	8.5
~W		171,999	509,227	-1.8	5.0	8.0	0.5	90.0	"Green house mode"	8.5
~X		172,004	509,223	-1.7	5.0	8.0	0.5	90.0	"Green house mode"	8.5
~Y		172,022	509,212	-1.2	5.0	8.0	0.5	90.0	"Green house mode"	8.5
~Z		172,296	508,669	-3.8	5.0	8.0	0.5	90.0	"Green house mode"	8.5
•A		172,028	509,208	-1.3	5.0	8.0	0.5	90.0	"Green house mode"	8.5
•B		172,303	508,666	-3.9	5.0	8.0	0.5	90.0	"Green house mode"	8.5
•C		172,033	509,204	-1.4	5.0	8.0	0.5	90.0	"Green house mode"	8.5
•D		172,314	508,660	-4.0	5.0	8.0	0.5	90.0	"Green house mode"	8.5
•E		172,044	509,198	-1.5	5.0	8.0	0.5	90.0	"Green house mode"	8.5
•F		172,321	508,656	-4.0	5.0	8.0	0.5	90.0	"Green house mode"	8.5
•G		172,050	509,194	-1.4	5.0	8.0	0.5	90.0	"Green house mode"	8.5
•H		172,057	509,190	-1.3	5.0	8.0	0.5	90.0	"Green house mode"	8.5
•I		172,354	508,591	-4.7	5.0	8.0	0.5	90.0	"Green house mode"	8.5
•J		172,062	509,187	-1.1	5.0	8.0	0.5	90.0	"Green house mode"	8.5
•K		172,358	508,588	-4.8	5.0	8.0	0.5	90.0	"Green house mode"	8.5
•L		172,368	508,583	-5.0	5.0	8.0	0.5	90.0	"Green house mode"	8.5
•M		172,373	508,579	-4.9	5.0	8.0	0.5	90.0	"Green house mode"	8.5
•N		172,119	509,068	-3.1	5.0	8.0	0.5	90.0	"Green house mode"	8.5
•O		172,382	508,573	-4.7	5.0	8.0	0.5	90.0	"Green house mode"	8.5
•P		172,122	509,061	-3.0	5.0	8.0	0.5	90.0	"Green house mode"	8.5
•Q		172,387	508,570	-4.5	5.0	8.0	0.5	90.0	"Green house mode"	8.5
•R		172,125	509,053	-3.2	5.0	8.0	0.5	90.0	"Green house mode"	8.5
•S		172,128	509,046	-3.4	5.0	8.0	0.5	90.0	"Green house mode"	8.5
•T		172,131	509,039	-3.6	5.0	8.0	0.5	90.0	"Green house mode"	8.5
•U		172,134	509,032	-3.8	5.0	8.0	0.5	90.0	"Green house mode"	8.5
•V		172,195	508,887	-4.0	5.0	8.0	0.5	90.0	"Green house mode"	8.5
•W		172,200	508,873	-3.9	5.0	8.0	0.5	90.0	"Green house mode"	8.5
•X		172,204	508,861	-3.6	5.0	8.0	0.5	90.0	"Green house mode"	8.5
•Y		172,210	508,847	-3.2	5.0	8.0	0.5	90.0	"Green house mode"	8.5
•Z		172,233	508,803	-4.2	5.0	8.0	0.5	90.0	"Green house mode"	8.5
?A		172,238	508,785	-4.4	5.0	8.0	0.5	90.0	"Green house mode"	8.5
?B		172,251	508,766	-4.0	5.0	8.0	0.5	90.0	"Green house mode"	8.5
?C		172,356	508,639	-4.5	5.0	8.0	0.5	90.0	"Green house mode"	8.5
?D		172,353	508,633	-4.6	5.0	8.0	0.5	90.0	"Green house mode"	8.5
?E		172,037	509,590	-3.7	5.0	8.0	0.5	90.0	"Green house mode"	8.5
?F		172,034	509,606	-3.7	5.0	8.0	0.5	90.0	"Green house mode"	8.5
?G		172,032	509,612	-3.8	5.0	8.0	0.5	90.0	"Green house mode"	8.5
?H		172,811	508,938	-2.3	5.0	8.0	0.5	90.0	"Green house mode"	8.5
?I		172,826	508,924	-2.7	5.0	8.0	0.5	90.0	"Green house mode"	8.5
?J		172,822	508,919	-3.2	5.0	8.0	0.5	90.0	"Green house mode"	8.5
?K		172,820	508,915	-3.5	5.0	8.0	0.5	90.0	"Green house mode"	8.5
?L		172,817	508,910	-4.0	5.0	8.0	0.5	90.0	"Green house mode"	8.5
?M		172,814	508,906	-3.8	5.0	8.0	0.5	90.0	"Green house mode"	8.5
?N		172,810	508,900	-3.6	5.0	8.0	0.5	90.0	"Green house mode"	8.5
?O		172,475	509,243	-3.0	5.0	8.0	0.5	90.0	"Green house mode"	8.5
?P		172,467	509,219	-3.0	5.0	8.0	0.5	90.0	"Green house mode"	8.5
?Q		172,495	509,227	-3.0	5.0	8.0	0.5	90.0	"Green house mode"	8.5
?R		172,471	509,213	-3.0	5.0	8.0	0.5	90.0	"Green house mode"	8.5
?S		172,493	509,221	-3.0	5.0	8.0	0.5	90.0	"Green house mode"	8.5
?T		172,497	509,208	-2.8	5.0	8.0	0.5	90.0	"Green house mode"	8.5
?U		172,472	509,198	-3.0	5.0	8.0	0.5	90.0	"Green house mode"	8.5
?V		172,497	509,204	-2.8	5.0	8.0	0.5	90.0	"Green house mode"	8.5
?W		172,496	509,193	-2.6	5.0	8.0	0.5	90.0	"Green house mode"	8.5
?X		172,471	509,186	-3.0	5.0	8.0	0.5	90.0	"Green house mode"	8.5
?Y		172,496	509,187	-2.5	5.0	8.0	0.5	90.0	"Green house mode"	8.5
?Z		172,470	509,179	-3.0	5.0	8.0	0.5	90.0	"Green house mode"	8.5
• A		172,494	509,176	-2.7	5.0	8.0	0.5	90.0	"Green house mode"	8.5
• B		172,623	508,603	-3.9	5.0	8.0	0.5	90.0	"Green house mode"	8.5
• C		172,630	508,599	-4.0	5.0	8.0	0.5	90.0	"Green house mode"	8.5
• D		172,637	508,594	-3.7	5.0	8.0	0.5	90.0	"Green house mode"	8.5

To be continued on next page...

SHADOW - Main Result

Calculation: Slagschaduw_WindplanBlauw_Inrichting6_Buitendijks

...continued from previous page

No.	Name	X (east)	Y (north)	Z	Width	Height	Elevation a.g.l.	Slope of window	Direction mode	Eye height (ZVI) a.g.l.
		[m]	[m]	[m]	[m]	[m]	[m]	[°]		[m]
• E		172,644	508,588	-3.4	5.0	8.0	0.5	90.0	"Green house mode"	8.5
• F		172,662	508,571	-3.0	5.0	8.0	0.5	90.0	"Green house mode"	8.5
• G		172,658	508,563	-2.9	5.0	8.0	0.5	90.0	"Green house mode"	8.5
• H		172,654	508,556	-2.7	5.0	8.0	0.5	90.0	"Green house mode"	8.5
• I		172,649	508,549	-2.7	5.0	8.0	0.5	90.0	"Green house mode"	8.5
• J		172,644	508,543	-2.7	5.0	8.0	0.5	90.0	"Green house mode"	8.5
• K		172,663	509,064	-3.0	5.0	8.0	0.5	90.0	"Green house mode"	8.5
• L		172,714	509,048	-2.0	5.0	8.0	0.5	90.0	"Green house mode"	8.5
• M		172,668	509,063	-2.9	5.0	8.0	0.5	90.0	"Green house mode"	8.5
• N		172,710	509,039	-2.5	5.0	8.0	0.5	90.0	"Green house mode"	8.5
• O		172,673	509,059	-2.8	5.0	8.0	0.5	90.0	"Green house mode"	8.5
• P		172,706	509,033	-2.9	5.0	8.0	0.5	90.0	"Green house mode"	8.5
• Q		172,676	509,056	-2.8	5.0	8.0	0.5	90.0	"Green house mode"	8.5
• R		172,754	509,020	-1.7	5.0	8.0	0.5	90.0	"Green house mode"	8.5
• S		172,682	509,051	-2.7	5.0	8.0	0.5	90.0	"Green house mode"	8.5
• T		172,773	509,004	-2.1	5.0	8.0	0.5	90.0	"Green house mode"	8.5
• U		172,669	509,025	-2.8	5.0	8.0	0.5	90.0	"Green house mode"	8.5
• V		172,778	508,981	-2.7	5.0	8.0	0.5	90.0	"Green house mode"	8.5
• W		172,665	509,019	-2.6	5.0	8.0	0.5	90.0	"Green house mode"	8.5
• X		172,801	508,975	-2.4	5.0	8.0	0.5	90.0	"Green house mode"	8.5
• Y		172,663	508,993	-2.4	5.0	8.0	0.5	90.0	"Green house mode"	8.5
• Z		172,807	508,971	-2.3	5.0	8.0	0.5	90.0	"Green house mode"	8.5
?A		172,666	508,987	-2.5	5.0	8.0	0.5	90.0	"Green house mode"	8.5
?B		172,818	508,961	-2.0	5.0	8.0	0.5	90.0	"Green house mode"	8.5
?C		172,824	508,957	-1.8	5.0	8.0	0.5	90.0	"Green house mode"	8.5
?D		172,834	508,949	-1.6	5.0	8.0	0.5	90.0	"Green house mode"	8.5
?E		172,690	508,971	-3.6	5.0	8.0	0.5	90.0	"Green house mode"	8.5
?F		172,838	508,946	-1.4	5.0	8.0	0.5	90.0	"Green house mode"	8.5
?G		172,695	508,967	-3.7	5.0	8.0	0.5	90.0	"Green house mode"	8.5
?H		172,843	508,943	-1.3	5.0	8.0	0.5	90.0	"Green house mode"	8.5
?I		172,699	508,965	-3.7	5.0	8.0	0.5	90.0	"Green house mode"	8.5
?J		172,847	508,940	-1.2	5.0	8.0	0.5	90.0	"Green house mode"	8.5
?K		172,706	508,965	-3.8	5.0	8.0	0.5	90.0	"Green house mode"	8.5
?L		172,713	508,966	-3.6	5.0	8.0	0.5	90.0	"Green house mode"	8.5
?M		172,738	508,995	-3.0	5.0	8.0	0.5	90.0	"Green house mode"	8.5
?N		172,737	508,989	-3.1	5.0	8.0	0.5	90.0	"Green house mode"	8.5
?O		172,741	508,984	-3.0	5.0	8.0	0.5	90.0	"Green house mode"	8.5
?P		172,744	508,980	-3.0	5.0	8.0	0.5	90.0	"Green house mode"	8.5
?Q		172,745	508,974	-3.0	5.0	8.0	0.5	90.0	"Green house mode"	8.5
?R		172,746	508,969	-2.9	5.0	8.0	0.5	90.0	"Green house mode"	8.5
?S		172,747	508,964	-2.8	5.0	8.0	0.5	90.0	"Green house mode"	8.5
?T		172,748	508,958	-2.6	5.0	8.0	0.5	90.0	"Green house mode"	8.5
?U		172,767	508,946	-2.7	5.0	8.0	0.5	90.0	"Green house mode"	8.5
?V		172,773	508,948	-2.9	5.0	8.0	0.5	90.0	"Green house mode"	8.5
?W		172,777	508,949	-3.0	5.0	8.0	0.5	90.0	"Green house mode"	8.5
?X		172,784	508,950	-2.9	5.0	8.0	0.5	90.0	"Green house mode"	8.5
?Y		172,796	508,948	-2.6	5.0	8.0	0.5	90.0	"Green house mode"	8.5
?Z		172,802	508,944	-2.4	5.0	8.0	0.5	90.0	"Green house mode"	8.5
?A		172,805	508,942	-2.3	5.0	8.0	0.5	90.0	"Green house mode"	8.5
?B		172,719	508,811	-3.7	5.0	8.0	0.5	90.0	"Green house mode"	8.5
?C		172,638	508,536	-2.8	5.0	8.0	0.5	90.0	"Green house mode"	8.5
?D		172,614	508,542	-3.4	5.0	8.0	0.5	90.0	"Green house mode"	8.5
?E		172,606	508,546	-3.6	5.0	8.0	0.5	90.0	"Green house mode"	8.5
?F		172,599	508,551	-3.8	5.0	8.0	0.5	90.0	"Green house mode"	8.5
?G		172,593	508,556	-4.0	5.0	8.0	0.5	90.0	"Green house mode"	8.5
?H		172,586	508,561	-4.0	5.0	8.0	0.5	90.0	"Green house mode"	8.5
?I		172,580	508,566	-4.0	5.0	8.0	0.5	90.0	"Green house mode"	8.5
?J		172,555	508,570	-4.0	5.0	8.0	0.5	90.0	"Green house mode"	8.5
?K		172,559	508,576	-3.8	5.0	8.0	0.5	90.0	"Green house mode"	8.5
?L		172,563	508,583	-3.6	5.0	8.0	0.5	90.0	"Green house mode"	8.5
?M		172,567	508,590	-3.5	5.0	8.0	0.5	90.0	"Green house mode"	8.5
?N		172,383	509,361	-2.3	5.0	8.0	0.5	90.0	"Green house mode"	8.5
?O		172,482	509,407	-3.1	5.0	8.0	0.5	90.0	"Green house mode"	8.5
?P		172,435	509,458	-2.0	5.0	8.0	0.5	90.0	"Green house mode"	8.5
?Q		171,957	509,492	-4.2	5.0	8.0	0.5	90.0	"Green house mode"	8.5

To be continued on next page...

SHADOW - Main Result

Calculation: Slagschaduw_WindplanBlauw_Inrichting6_Buitendijks

...continued from previous page

No.	Name	X (east)	Y (north)	Z	Width	Height	Elevation a.g.l.	Slope of window [°]	Direction mode	Eye height (ZVI) a.g.l. [m]
?R		171,939	509,481	-3.8	5.0	8.0	0.5	90.0	"Green house mode"	8.5
?S		171,954	509,498	-4.1	5.0	8.0	0.5	90.0	"Green house mode"	8.5
?T		171,935	509,492	-3.6	5.0	8.0	0.5	90.0	"Green house mode"	8.5
?U		171,949	509,512	-4.0	5.0	8.0	0.5	90.0	"Green house mode"	8.5
?V		171,934	509,497	-3.6	5.0	8.0	0.5	90.0	"Green house mode"	8.5
?W		171,947	509,518	-4.0	5.0	8.0	0.5	90.0	"Green house mode"	8.5
?X		171,931	509,509	-3.5	5.0	8.0	0.5	90.0	"Green house mode"	8.5
?Y		171,940	509,564	-4.3	5.0	8.0	0.5	90.0	"Green house mode"	8.5
?Z		171,928	509,515	-3.4	5.0	8.0	0.5	90.0	"Green house mode"	8.5
?A		171,946	509,565	-4.3	5.0	8.0	0.5	90.0	"Green house mode"	8.5
?B		171,922	509,536	-3.6	5.0	8.0	0.5	90.0	"Green house mode"	8.5
?C		171,957	509,568	-4.5	5.0	8.0	0.5	90.0	"Green house mode"	8.5
?D		171,921	509,542	-3.7	5.0	8.0	0.5	90.0	"Green house mode"	8.5
?E		171,963	509,569	-4.7	5.0	8.0	0.5	90.0	"Green house mode"	8.5
?F		171,918	509,553	-3.9	5.0	8.0	0.5	90.0	"Green house mode"	8.5
?G		171,974	509,572	-4.8	5.0	8.0	0.5	90.0	"Green house mode"	8.5
?H		171,917	509,559	-4.1	5.0	8.0	0.5	90.0	"Green house mode"	8.5
?I		171,980	509,573	-4.9	5.0	8.0	0.5	90.0	"Green house mode"	8.5
?J		171,919	509,572	-4.5	5.0	8.0	0.5	90.0	"Green house mode"	8.5
?K		171,922	509,577	-4.7	5.0	8.0	0.5	90.0	"Green house mode"	8.5
?L		171,935	509,583	-4.9	5.0	8.0	0.5	90.0	"Green house mode"	8.5
?M		171,941	509,584	-4.9	5.0	8.0	0.5	90.0	"Green house mode"	8.5
?N		171,956	509,588	-5.0	5.0	8.0	0.5	90.0	"Green house mode"	8.5
?O		171,962	509,590	-5.0	5.0	8.0	0.5	90.0	"Green house mode"	8.5
?P		171,976	509,593	-5.0	5.0	8.0	0.5	90.0	"Green house mode"	8.5
?Q		171,982	509,594	-5.0	5.0	8.0	0.5	90.0	"Green house mode"	8.5
?R		171,996	509,590	-4.7	5.0	8.0	0.5	90.0	"Green house mode"	8.5
?S		172,001	509,587	-4.6	5.0	8.0	0.5	90.0	"Green house mode"	8.5
?T		172,004	509,573	-4.7	5.0	8.0	0.5	90.0	"Green house mode"	8.5
?U		172,005	509,567	-4.8	5.0	8.0	0.5	90.0	"Green house mode"	8.5
?V		172,504	508,706	-2.9	5.0	8.0	0.5	90.0	"Green house mode"	8.5
?W		172,485	508,686	-3.8	5.0	8.0	0.5	90.0	"Green house mode"	8.5
?X		172,518	508,690	-3.0	5.0	8.0	0.5	90.0	"Green house mode"	8.5
?Y		172,524	508,662	-3.0	5.0	8.0	0.5	90.0	"Green house mode"	8.5
?Z		172,479	508,659	-3.9	5.0	8.0	0.5	90.0	"Green house mode"	8.5
?A		172,514	508,647	-3.0	5.0	8.0	0.5	90.0	"Green house mode"	8.5
?B		172,463	508,647	-3.7	5.0	8.0	0.5	90.0	"Green house mode"	8.5
?C		172,529	508,633	-3.0	5.0	8.0	0.5	90.0	"Green house mode"	8.5
?D		172,506	508,608	-2.5	5.0	8.0	0.5	90.0	"Green house mode"	8.5
?E		172,714	508,717	-3.8	5.0	8.0	0.5	90.0	"Green house mode"	8.5
?F		172,725	508,710	-3.8	5.0	8.0	0.5	90.0	"Green house mode"	8.5
?G		172,731	508,707	-3.8	5.0	8.0	0.5	90.0	"Green house mode"	8.5
?H		172,736	508,703	-3.9	5.0	8.0	0.5	90.0	"Green house mode"	8.5
?I		172,741	508,699	-4.0	5.0	8.0	0.5	90.0	"Green house mode"	8.5
?J		171,979	509,407	-2.4	5.0	8.0	0.5	90.0	"Green house mode"	8.5
?K		172,001	509,408	-2.2	5.0	8.0	0.5	90.0	"Green house mode"	8.5
?L		171,969	509,438	-3.6	5.0	8.0	0.5	90.0	"Green house mode"	8.5
?M		172,539	508,965	-4.4	5.0	8.0	0.5	90.0	"Green house mode"	8.5
?N		172,516	508,993	-3.3	5.0	8.0	0.5	90.0	"Green house mode"	8.5
?O		172,536	508,960	-4.2	5.0	8.0	0.5	90.0	"Green house mode"	8.5
?P		172,513	508,986	-3.4	5.0	8.0	0.5	90.0	"Green house mode"	8.5
?Q		172,533	508,955	-4.0	5.0	8.0	0.5	90.0	"Green house mode"	8.5
?R		172,510	508,980	-3.5	5.0	8.0	0.5	90.0	"Green house mode"	8.5
?S		172,529	508,949	-3.7	5.0	8.0	0.5	90.0	"Green house mode"	8.5
?T		172,507	508,975	-3.6	5.0	8.0	0.5	90.0	"Green house mode"	8.5
?U		172,503	508,970	-3.7	5.0	8.0	0.5	90.0	"Green house mode"	8.5
?V		172,517	508,938	-3.0	5.0	8.0	0.5	90.0	"Green house mode"	8.5
?W		172,499	508,965	-3.4	5.0	8.0	0.5	90.0	"Green house mode"	8.5
?X		172,513	508,932	-2.9	5.0	8.0	0.5	90.0	"Green house mode"	8.5
?Y		172,496	508,959	-3.1	5.0	8.0	0.5	90.0	"Green house mode"	8.5
?Z		172,510	508,927	-2.8	5.0	8.0	0.5	90.0	"Green house mode"	8.5
?A		172,480	508,954	-2.5	5.0	8.0	0.5	90.0	"Green house mode"	8.5
?B		172,506	508,922	-2.7	5.0	8.0	0.5	90.0	"Green house mode"	8.5
?C		172,476	508,949	-2.4	5.0	8.0	0.5	90.0	"Green house mode"	8.5
?D		172,472	508,944	-2.3	5.0	8.0	0.5	90.0	"Green house mode"	8.5

To be continued on next page...

SHADOW - Main Result

Calculation: Slagschaduw_WindplanBlauw_Inrichting6_Buitendijks

...continued from previous page

No.	Name	X (east)	Y (north)	Z	Width	Height	Elevation a.g.l.	Slope of window [°]	Direction mode	Eye height (ZVI) a.g.l. [m]
?E		172,531	508,898	-3.3	5.0	8.0	0.5	90.0	"Green house mode"	8.5
?F		172,469	508,938	-2.2	5.0	8.0	0.5	90.0	"Green house mode"	8.5
?G		172,536	508,903	-3.2	5.0	8.0	0.5	90.0	"Green house mode"	8.5
?H		172,466	508,933	-2.3	5.0	8.0	0.5	90.0	"Green house mode"	8.5
?I		172,454	508,917	-2.2	5.0	8.0	0.5	90.0	"Green house mode"	8.5
?J		172,543	508,914	-3.1	5.0	8.0	0.5	90.0	"Green house mode"	8.5
?K		172,460	508,914	-2.1	5.0	8.0	0.5	90.0	"Green house mode"	8.5
?L		172,546	508,919	-3.3	5.0	8.0	0.5	90.0	"Green house mode"	8.5
?M		172,465	508,910	-2.0	5.0	8.0	0.5	90.0	"Green house mode"	8.5
?N		172,549	508,925	-3.5	5.0	8.0	0.5	90.0	"Green house mode"	8.5
?O		172,470	508,906	-2.0	5.0	8.0	0.5	90.0	"Green house mode"	8.5
?P		172,481	508,896	-2.1	5.0	8.0	0.5	90.0	"Green house mode"	8.5
?Q		172,573	508,918	-3.3	5.0	8.0	0.5	90.0	"Green house mode"	8.5
?R		172,486	508,893	-2.3	5.0	8.0	0.5	90.0	"Green house mode"	8.5
?S		172,578	508,914	-3.2	5.0	8.0	0.5	90.0	"Green house mode"	8.5
?T		172,491	508,889	-2.5	5.0	8.0	0.5	90.0	"Green house mode"	8.5
?U		172,583	508,911	-3.1	5.0	8.0	0.5	90.0	"Green house mode"	8.5
?V		172,588	508,908	-3.0	5.0	8.0	0.5	90.0	"Green house mode"	8.5
?W		172,501	508,882	-3.1	5.0	8.0	0.5	90.0	"Green house mode"	8.5
?X		172,507	508,879	-3.5	5.0	8.0	0.5	90.0	"Green house mode"	8.5
?Y		172,512	508,876	-3.8	5.0	8.0	0.5	90.0	"Green house mode"	8.5
?Z		172,517	508,872	-4.0	5.0	8.0	0.5	90.0	"Green house mode"	8.5
?A		172,498	508,837	-3.2	5.0	8.0	0.5	90.0	"Green house mode"	8.5
?B		172,483	508,847	-2.2	5.0	8.0	0.5	90.0	"Green house mode"	8.5
?C		172,462	508,862	-1.8	5.0	8.0	0.5	90.0	"Green house mode"	8.5
?D		172,474	508,822	-2.8	5.0	8.0	0.5	90.0	"Green house mode"	8.5
?E		172,487	508,816	-3.2	5.0	8.0	0.5	90.0	"Green house mode"	8.5
?F		172,494	508,812	-3.4	5.0	8.0	0.5	90.0	"Green house mode"	8.5
?G		172,506	508,804	-3.5	5.0	8.0	0.5	90.0	"Green house mode"	8.5
?H		172,513	508,800	-3.5	5.0	8.0	0.5	90.0	"Green house mode"	8.5
?I		172,516	508,824	-4.0	5.0	8.0	0.5	90.0	"Green house mode"	8.5
?J		172,520	508,830	-4.0	5.0	8.0	0.5	90.0	"Green house mode"	8.5
?K		172,528	508,842	-4.0	5.0	8.0	0.5	90.0	"Green house mode"	8.5
?L		172,532	508,848	-4.0	5.0	8.0	0.5	90.0	"Green house mode"	8.5
?M		172,542	508,861	-4.0	5.0	8.0	0.5	90.0	"Green house mode"	8.5
?N		172,545	508,866	-4.0	5.0	8.0	0.5	90.0	"Green house mode"	8.5
?O		172,554	508,879	-3.9	5.0	8.0	0.5	90.0	"Green house mode"	8.5
?P		172,626	508,654	-3.0	5.0	8.0	0.5	90.0	"Green house mode"	8.5
?Q		172,630	508,659	-3.0	5.0	8.0	0.5	90.0	"Green house mode"	8.5
?R		172,636	508,670	-3.2	5.0	8.0	0.5	90.0	"Green house mode"	8.5
?S		172,639	508,674	-3.3	5.0	8.0	0.5	90.0	"Green house mode"	8.5
?T		172,643	508,680	-3.4	5.0	8.0	0.5	90.0	"Green house mode"	8.5
?U		172,690	508,651	-3.0	5.0	8.0	0.5	90.0	"Green house mode"	8.5
?V		172,687	508,647	-3.0	5.0	8.0	0.5	90.0	"Green house mode"	8.5
?W		172,684	508,642	-3.0	5.0	8.0	0.5	90.0	"Green house mode"	8.5
?X		172,680	508,636	-3.0	5.0	8.0	0.5	90.0	"Green house mode"	8.5
?Y		172,677	508,631	-3.0	5.0	8.0	0.5	90.0	"Green house mode"	8.5
?Z		172,674	508,626	-3.0	5.0	8.0	0.5	90.0	"Green house mode"	8.5
?A		172,663	508,612	-3.1	5.0	8.0	0.5	90.0	"Green house mode"	8.5
?B		172,657	508,615	-3.1	5.0	8.0	0.5	90.0	"Green house mode"	8.5
?C		172,652	508,619	-3.2	5.0	8.0	0.5	90.0	"Green house mode"	8.5
?D		172,647	508,622	-3.2	5.0	8.0	0.5	90.0	"Green house mode"	8.5
?E		172,642	508,625	-3.1	5.0	8.0	0.5	90.0	"Green house mode"	8.5
?F		172,637	508,629	-3.0	5.0	8.0	0.5	90.0	"Green house mode"	8.5
?G		172,038	509,417	-2.5	5.0	8.0	0.5	90.0	"Green house mode"	8.5
?H		171,995	509,435	-3.1	5.0	8.0	0.5	90.0	"Green house mode"	8.5
?I		172,057	509,429	-2.9	5.0	8.0	0.5	90.0	"Green house mode"	8.5
?J		172,014	509,449	-3.2	5.0	8.0	0.5	90.0	"Green house mode"	8.5
?K		172,075	509,443	-3.0	5.0	8.0	0.5	90.0	"Green house mode"	8.5
?L		172,032	509,458	-3.0	5.0	8.0	0.5	90.0	"Green house mode"	8.5
?M		172,091	509,453	-3.0	5.0	8.0	0.5	90.0	"Green house mode"	8.5
?N		172,051	509,470	-3.1	5.0	8.0	0.5	90.0	"Green house mode"	8.5
?O		172,109	509,464	-3.0	5.0	8.0	0.5	90.0	"Green house mode"	8.5
?P		172,066	509,482	-3.0	5.0	8.0	0.5	90.0	"Green house mode"	8.5
?Q		172,131	509,478	-3.0	5.0	8.0	0.5	90.0	"Green house mode"	8.5

To be continued on next page...

SHADOW - Main Result

Calculation: Slagschaduw_WindplanBlauw_Inrichting6_Buitendijks

...continued from previous page

No.	Name	X (east)	Y (north)	Z	Width	Height	Elevation a.g.l.	Slope of window	Direction mode	Eye height (ZVI) a.g.l.
		[m]	[m]	[m]	[m]	[m]	[m]	[°]		[m]
?R		172,082	509,493	-3.0	5.0	8.0	0.5	90.0	"Green house mode"	8.5
?S		172,150	509,490	-3.0	5.0	8.0	0.5	90.0	"Green house mode"	8.5
?T		172,103	509,505	-3.0	5.0	8.0	0.5	90.0	"Green house mode"	8.5
?U		172,120	509,515	-3.0	5.0	8.0	0.5	90.0	"Green house mode"	8.5
?V		172,131	509,525	-3.0	5.0	8.0	0.5	90.0	"Green house mode"	8.5
?W		172,178	509,511	-2.5	5.0	8.0	0.5	90.0	"Green house mode"	8.5
?X		172,181	509,505	-2.7	5.0	8.0	0.5	90.0	"Green house mode"	8.5
?Y		172,190	509,486	-3.0	5.0	8.0	0.5	90.0	"Green house mode"	8.5
?Z		172,253	509,459	-3.1	5.0	8.0	0.5	90.0	"Green house mode"	8.5
?A		172,260	509,428	-3.0	5.0	8.0	0.5	90.0	"Green house mode"	8.5
?B		172,263	509,506	-3.6	5.0	8.0	0.5	90.0	"Green house mode"	8.5
?C		172,247	509,571	-1.0	5.0	8.0	0.5	90.0	"Green house mode"	8.5
?D		172,258	509,503	-3.7	5.0	8.0	0.5	90.0	"Green house mode"	8.5
?E		172,241	509,569	-1.1	5.0	8.0	0.5	90.0	"Green house mode"	8.5
?F		172,223	509,558	-1.0	5.0	8.0	0.5	90.0	"Green house mode"	8.5
?G		172,250	509,498	-3.9	5.0	8.0	0.5	90.0	"Green house mode"	8.5
?H		172,220	509,553	-1.2	5.0	8.0	0.5	90.0	"Green house mode"	8.5
?I		172,245	509,495	-3.9	5.0	8.0	0.5	90.0	"Green house mode"	8.5
?J		172,241	509,492	-3.7	5.0	8.0	0.5	90.0	"Green house mode"	8.5
?K		172,212	509,533	-2.5	5.0	8.0	0.5	90.0	"Green house mode"	8.5
?L		172,236	509,489	-3.5	5.0	8.0	0.5	90.0	"Green house mode"	8.5
?M		172,216	509,516	-3.0	5.0	8.0	0.5	90.0	"Green house mode"	8.5
?N		172,232	509,486	-3.4	5.0	8.0	0.5	90.0	"Green house mode"	8.5
?O		172,220	509,511	-3.1	5.0	8.0	0.5	90.0	"Green house mode"	8.5
?P		172,227	509,483	-3.2	5.0	8.0	0.5	90.0	"Green house mode"	8.5
?Q		172,148	509,542	-2.3	5.0	8.0	0.5	90.0	"Green house mode"	8.5
?R		172,178	509,527	-2.1	5.0	8.0	0.5	90.0	"Green house mode"	8.5
?S		172,159	509,557	-2.0	5.0	8.0	0.5	90.0	"Green house mode"	8.5
?T		172,178	509,533	-2.0	5.0	8.0	0.5	90.0	"Green house mode"	8.5
?U		172,162	509,563	-2.0	5.0	8.0	0.5	90.0	"Green house mode"	8.5
?V		172,182	509,548	-1.9	5.0	8.0	0.5	90.0	"Green house mode"	8.5
?W		172,166	509,575	-2.0	5.0	8.0	0.5	90.0	"Green house mode"	8.5
?X		172,184	509,554	-1.8	5.0	8.0	0.5	90.0	"Green house mode"	8.5
?Y		172,169	509,580	-2.0	5.0	8.0	0.5	90.0	"Green house mode"	8.5
?Z		172,189	509,565	-1.7	5.0	8.0	0.5	90.0	"Green house mode"	8.5
?A		172,174	509,592	-2.2	5.0	8.0	0.5	90.0	"Green house mode"	8.5
?B		172,191	509,570	-1.8	5.0	8.0	0.5	90.0	"Green house mode"	8.5
?C		172,176	509,598	-2.3	5.0	8.0	0.5	90.0	"Green house mode"	8.5
?D		172,196	509,582	-1.9	5.0	8.0	0.5	90.0	"Green house mode"	8.5
?E		172,181	509,613	-2.7	5.0	8.0	0.5	90.0	"Green house mode"	8.5
?F		172,198	509,588	-2.0	5.0	8.0	0.5	90.0	"Green house mode"	8.5
?G		172,181	509,619	-2.8	5.0	8.0	0.5	90.0	"Green house mode"	8.5
?H		172,210	509,601	-2.0	5.0	8.0	0.5	90.0	"Green house mode"	8.5
?I		172,176	509,634	-3.0	5.0	8.0	0.5	90.0	"Green house mode"	8.5
?J		172,215	509,604	-1.9	5.0	8.0	0.5	90.0	"Green house mode"	8.5
?K		172,175	509,640	-3.0	5.0	8.0	0.5	90.0	"Green house mode"	8.5
?L		172,228	509,611	-1.6	5.0	8.0	0.5	90.0	"Green house mode"	8.5
?M		172,171	509,653	-3.0	5.0	8.0	0.5	90.0	"Green house mode"	8.5
?N		172,234	509,613	-1.4	5.0	8.0	0.5	90.0	"Green house mode"	8.5
?O		172,167	509,660	-2.9	5.0	8.0	0.5	90.0	"Green house mode"	8.5
?P		172,225	509,638	-2.7	5.0	8.0	0.5	90.0	"Green house mode"	8.5
?Q		172,220	509,636	-2.8	5.0	8.0	0.5	90.0	"Green house mode"	8.5
?R		172,207	509,633	-3.0	5.0	8.0	0.5	90.0	"Green house mode"	8.5
?S		172,189	509,667	-3.4	5.0	8.0	0.5	90.0	"Green house mode"	8.5
?T		171,927	509,430	-4.5	5.0	8.0	0.5	90.0	"Green house mode"	8.5
?U		171,930	509,401	-3.5	5.0	8.0	0.5	90.0	"Green house mode"	8.5
?V		171,911	509,422	-4.7	5.0	8.0	0.5	90.0	"Green house mode"	8.5
?W		171,937	509,374	-3.0	5.0	8.0	0.5	90.0	"Green house mode"	8.5
?X		171,898	509,405	-4.1	5.0	8.0	0.5	90.0	"Green house mode"	8.5
?Y		171,949	509,359	-3.4	5.0	8.0	0.5	90.0	"Green house mode"	8.5
?Z		171,904	509,379	-3.3	5.0	8.0	0.5	90.0	"Green house mode"	8.5
?A		171,968	509,377	-2.9	5.0	8.0	0.5	90.0	"Green house mode"	8.5
?B		171,910	509,363	-3.0	5.0	8.0	0.5	90.0	"Green house mode"	8.5
?C		171,988	509,390	-2.4	5.0	8.0	0.5	90.0	"Green house mode"	8.5
?D		171,913	509,340	-3.0	5.0	8.0	0.5	90.0	"Green house mode"	8.5

To be continued on next page...

SHADOW - Main Result

Calculation: Slagschaduw_WindplanBlauw_Inrichting6_Buitendijks

...continued from previous page

No.	Name	X (east)	Y (north)	Z	Width	Height	Elevation a.g.l.	Slope of window [°]	Direction mode	Eye height (ZVI) a.g.l. [m]
?E		171,920	509,325	-3.1	5.0	8.0	0.5	90.0	"Green house mode"	8.5
?F		171,945	509,320	-3.3	5.0	8.0	0.5	90.0	"Green house mode"	8.5
?G		171,967	509,335	-3.5	5.0	8.0	0.5	90.0	"Green house mode"	8.5
?H		171,982	509,350	-3.1	5.0	8.0	0.5	90.0	"Green house mode"	8.5
?I		172,004	509,363	-3.0	5.0	8.0	0.5	90.0	"Green house mode"	8.5
?J		172,017	509,378	-2.7	5.0	8.0	0.5	90.0	"Green house mode"	8.5
?K		171,942	509,476	-3.9	5.0	8.0	0.5	90.0	"Green house mode"	8.5
?L		172,592	508,732	-4.0	5.0	8.0	0.5	90.0	"Green house mode"	8.5
?M		172,587	508,736	-3.9	5.0	8.0	0.5	90.0	"Green house mode"	8.5
?N		172,582	508,740	-3.7	5.0	8.0	0.5	90.0	"Green house mode"	8.5
?O		172,576	508,743	-3.6	5.0	8.0	0.5	90.0	"Green house mode"	8.5
?P		172,570	508,747	-3.4	5.0	8.0	0.5	90.0	"Green house mode"	8.5
?Q		172,560	508,755	-3.1	5.0	8.0	0.5	90.0	"Green house mode"	8.5
?R		172,555	508,760	-3.0	5.0	8.0	0.5	90.0	"Green house mode"	8.5
?S		172,549	508,763	-3.0	5.0	8.0	0.5	90.0	"Green house mode"	8.5
?T		172,544	508,767	-3.0	5.0	8.0	0.5	90.0	"Green house mode"	8.5
?U		172,538	508,771	-3.0	5.0	8.0	0.5	90.0	"Green house mode"	8.5
?V		172,635	508,754	-3.2	5.0	8.0	0.5	90.0	"Green house mode"	8.5
?W		172,639	508,760	-3.3	5.0	8.0	0.5	90.0	"Green house mode"	8.5
?X		172,643	508,765	-3.4	5.0	8.0	0.5	90.0	"Green house mode"	8.5
?Y		172,646	508,770	-3.4	5.0	8.0	0.5	90.0	"Green house mode"	8.5
?Z		172,650	508,775	-3.5	5.0	8.0	0.5	90.0	"Green house mode"	8.5
?A		172,667	508,747	-3.8	5.0	8.0	0.5	90.0	"Green house mode"	8.5
?B		172,672	508,743	-3.7	5.0	8.0	0.5	90.0	"Green house mode"	8.5
?C		172,678	508,740	-3.7	5.0	8.0	0.5	90.0	"Green house mode"	8.5
?D		172,683	508,736	-3.7	5.0	8.0	0.5	90.0	"Green house mode"	8.5
?E		172,687	508,733	-3.7	5.0	8.0	0.5	90.0	"Green house mode"	8.5
?F		172,693	508,729	-3.7	5.0	8.0	0.5	90.0	"Green house mode"	8.5
?G		172,258	509,462	-3.2	5.0	8.0	0.5	90.0	"Green house mode"	8.5
?H		172,264	509,434	-3.0	5.0	8.0	0.5	90.0	"Green house mode"	8.5
?I		172,263	509,465	-3.4	5.0	8.0	0.5	90.0	"Green house mode"	8.5
?J		172,277	509,444	-3.3	5.0	8.0	0.5	90.0	"Green house mode"	8.5
?K		172,268	509,468	-3.5	5.0	8.0	0.5	90.0	"Green house mode"	8.5
?L		172,282	509,447	-3.4	5.0	8.0	0.5	90.0	"Green house mode"	8.5
?M		172,272	509,471	-3.7	5.0	8.0	0.5	90.0	"Green house mode"	8.5
?N		172,292	509,453	-3.6	5.0	8.0	0.5	90.0	"Green house mode"	8.5
?O		172,277	509,474	-3.8	5.0	8.0	0.5	90.0	"Green house mode"	8.5
?P		172,298	509,457	-3.8	5.0	8.0	0.5	90.0	"Green house mode"	8.5
?Q		172,282	509,477	-3.9	5.0	8.0	0.5	90.0	"Green house mode"	8.5
?R		172,308	509,463	-4.0	5.0	8.0	0.5	90.0	"Green house mode"	8.5
?S		172,313	509,467	-4.0	5.0	8.0	0.5	90.0	"Green house mode"	8.5
?T		172,337	509,478	-3.7	5.0	8.0	0.5	90.0	"Green house mode"	8.5
?U		172,344	509,482	-3.5	5.0	8.0	0.5	90.0	"Green house mode"	8.5
?V		172,352	509,487	-3.3	5.0	8.0	0.5	90.0	"Green house mode"	8.5
?W		172,358	509,490	-3.1	5.0	8.0	0.5	90.0	"Green house mode"	8.5
?X		172,369	509,497	-3.0	5.0	8.0	0.5	90.0	"Green house mode"	8.5
?Y		172,374	509,501	-3.0	5.0	8.0	0.5	90.0	"Green house mode"	8.5
?Z		172,402	509,502	-3.0	5.0	8.0	0.5	90.0	"Green house mode"	8.5
• A		172,398	509,506	-3.0	5.0	8.0	0.5	90.0	"Green house mode"	8.5
• B		172,392	509,515	-3.0	5.0	8.0	0.5	90.0	"Green house mode"	8.5
• C		172,389	509,519	-3.0	5.0	8.0	0.5	90.0	"Green house mode"	8.5
• D		172,383	509,528	-2.9	5.0	8.0	0.5	90.0	"Green house mode"	8.5
• E		172,380	509,533	-2.8	5.0	8.0	0.5	90.0	"Green house mode"	8.5
• F		172,380	509,548	-2.3	5.0	8.0	0.5	90.0	"Green house mode"	8.5
• G		172,377	509,553	-2.1	5.0	8.0	0.5	90.0	"Green house mode"	8.5
• H		172,371	509,562	-2.0	5.0	8.0	0.5	90.0	"Green house mode"	8.5
• I		172,368	509,567	-2.0	5.0	8.0	0.5	90.0	"Green house mode"	8.5
• J		172,362	509,576	-2.0	5.0	8.0	0.5	90.0	"Green house mode"	8.5
• K		172,360	509,581	-2.0	5.0	8.0	0.5	90.0	"Green house mode"	8.5
• L		172,352	509,558	-2.0	5.0	8.0	0.5	90.0	"Green house mode"	8.5
• M		172,347	509,555	-2.1	5.0	8.0	0.5	90.0	"Green house mode"	8.5
• N		172,337	509,548	-2.3	5.0	8.0	0.5	90.0	"Green house mode"	8.5
• O		172,331	509,545	-2.4	5.0	8.0	0.5	90.0	"Green house mode"	8.5
• P		172,323	509,540	-2.5	5.0	8.0	0.5	90.0	"Green house mode"	8.5
• Q		172,573	508,822	-3.5	5.0	8.0	0.5	90.0	"Green house mode"	8.5

To be continued on next page...

SHADOW - Main Result

Calculation: Slagschaduw_WindplanBlauw_Inrichting6_Buitendijks

...continued from previous page

No.	Name	X (east)	Y (north)	Z	Width	Height	Elevation a.g.l.	Slope of window	Direction mode	Eye height (ZVI) a.g.l.
		[m]	[m]	[m]	[m]	[m]	[m]	[°]		[m]
• R		172,569	508,817	-3.6	5.0	8.0	0.5	90.0	"Green house mode"	8.5
• S		172,566	508,811	-3.6	5.0	8.0	0.5	90.0	"Green house mode"	8.5
• T		172,562	508,806	-3.5	5.0	8.0	0.5	90.0	"Green house mode"	8.5
• U		172,559	508,801	-3.5	5.0	8.0	0.5	90.0	"Green house mode"	8.5
• V		172,552	508,790	-3.2	5.0	8.0	0.5	90.0	"Green house mode"	8.5
• W		172,444	509,383	-3.0	5.0	8.0	0.5	90.0	"Green house mode"	8.5
• X		172,364	508,162	-4.0	5.0	8.0	0.5	90.0	"Green house mode"	8.5
• Y		172,355	508,151	-3.8	5.0	8.0	0.5	90.0	"Green house mode"	8.5
• Z		172,344	508,184	-4.0	5.0	8.0	0.5	90.0	"Green house mode"	8.5
?A		172,352	508,147	-3.7	5.0	8.0	0.5	90.0	"Green house mode"	8.5
?B		172,340	508,179	-4.0	5.0	8.0	0.5	90.0	"Green house mode"	8.5
?C		172,346	508,132	-3.4	5.0	8.0	0.5	90.0	"Green house mode"	8.5
?D		172,332	508,166	-4.0	5.0	8.0	0.5	90.0	"Green house mode"	8.5
?E		172,341	508,128	-3.3	5.0	8.0	0.5	90.0	"Green house mode"	8.5
?F		172,327	508,161	-3.8	5.0	8.0	0.5	90.0	"Green house mode"	8.5
?G		172,332	508,115	-3.0	5.0	8.0	0.5	90.0	"Green house mode"	8.5
?H		172,311	508,135	-3.0	5.0	8.0	0.5	90.0	"Green house mode"	8.5
?I		172,328	508,110	-3.0	5.0	8.0	0.5	90.0	"Green house mode"	8.5
?J		172,306	508,129	-3.0	5.0	8.0	0.5	90.0	"Green house mode"	8.5
?K		172,317	508,095	-3.1	5.0	8.0	0.5	90.0	"Green house mode"	8.5
?L		172,292	508,113	-3.0	5.0	8.0	0.5	90.0	"Green house mode"	8.5
?M		172,312	508,092	-3.2	5.0	8.0	0.5	90.0	"Green house mode"	8.5
?N		172,286	508,112	-3.2	5.0	8.0	0.5	90.0	"Green house mode"	8.5
?O		172,296	508,085	-3.6	5.0	8.0	0.5	90.0	"Green house mode"	8.5
?P		172,271	508,110	-3.6	5.0	8.0	0.5	90.0	"Green house mode"	8.5
?Q		172,289	508,085	-3.7	5.0	8.0	0.5	90.0	"Green house mode"	8.5
?R		172,265	508,109	-3.7	5.0	8.0	0.5	90.0	"Green house mode"	8.5
?S		172,274	508,081	-3.9	5.0	8.0	0.5	90.0	"Green house mode"	8.5
?T		172,240	508,104	-4.4	5.0	8.0	0.5	90.0	"Green house mode"	8.5
?U		172,269	508,081	-3.9	5.0	8.0	0.5	90.0	"Green house mode"	8.5
?V		172,234	508,103	-4.5	5.0	8.0	0.5	90.0	"Green house mode"	8.5
?W		172,245	508,076	-4.0	5.0	8.0	0.5	90.0	"Green house mode"	8.5
?X		172,221	508,099	-4.8	5.0	8.0	0.5	90.0	"Green house mode"	8.5
?Y		172,239	508,075	-4.0	5.0	8.0	0.5	90.0	"Green house mode"	8.5
?Z		172,214	508,099	-4.8	5.0	8.0	0.5	90.0	"Green house mode"	8.5
• A		172,226	508,072	-4.0	5.0	8.0	0.5	90.0	"Green house mode"	8.5
• B		172,198	508,103	-4.5	5.0	8.0	0.5	90.0	"Green house mode"	8.5
• C		172,220	508,071	-3.9	5.0	8.0	0.5	90.0	"Green house mode"	8.5
• D		172,192	508,106	-4.3	5.0	8.0	0.5	90.0	"Green house mode"	8.5
• E		172,205	508,070	-3.9	5.0	8.0	0.5	90.0	"Green house mode"	8.5
• F		172,181	508,114	-4.0	5.0	8.0	0.5	90.0	"Green house mode"	8.5
• G		172,199	508,070	-3.9	5.0	8.0	0.5	90.0	"Green house mode"	8.5
• H		172,177	508,118	-3.9	5.0	8.0	0.5	90.0	"Green house mode"	8.5
• I		172,187	508,078	-4.0	5.0	8.0	0.5	90.0	"Green house mode"	8.5
• J		172,169	508,089	-3.6	5.0	8.0	0.5	90.0	"Green house mode"	8.5
• K		172,164	508,092	-3.4	5.0	8.0	0.5	90.0	"Green house mode"	8.5
• L		172,154	508,100	-3.2	5.0	8.0	0.5	90.0	"Green house mode"	8.5
• M		172,147	508,102	-3.1	5.0	8.0	0.5	90.0	"Green house mode"	8.5
• N		172,139	508,111	-3.0	5.0	8.0	0.5	90.0	"Green house mode"	8.5
• O		172,133	508,115	-3.0	5.0	8.0	0.5	90.0	"Green house mode"	8.5
• P		172,416	508,451	-3.3	5.0	8.0	0.5	90.0	"Green house mode"	8.5
• Q		172,439	508,440	-3.9	5.0	8.0	0.5	90.0	"Green house mode"	8.5
• R		172,419	508,458	-3.4	5.0	8.0	0.5	90.0	"Green house mode"	8.5
• S		172,448	508,459	-4.1	5.0	8.0	0.5	90.0	"Green house mode"	8.5
• T		172,425	508,469	-3.5	5.0	8.0	0.5	90.0	"Green house mode"	8.5
• U		172,463	508,483	-4.4	5.0	8.0	0.5	90.0	"Green house mode"	8.5
• V		172,427	508,475	-3.6	5.0	8.0	0.5	90.0	"Green house mode"	8.5
• W		172,473	508,501	-4.1	5.0	8.0	0.5	90.0	"Green house mode"	8.5
• X		172,440	508,497	-4.0	5.0	8.0	0.5	90.0	"Green house mode"	8.5
• Y		172,485	508,500	-4.3	5.0	8.0	0.5	90.0	"Green house mode"	8.5
• Z		172,441	508,503	-4.0	5.0	8.0	0.5	90.0	"Green house mode"	8.5
• A		172,446	508,514	-4.0	5.0	8.0	0.5	90.0	"Green house mode"	8.5
• B		172,449	508,519	-4.0	5.0	8.0	0.5	90.0	"Green house mode"	8.5
• C		172,466	508,525	-4.0	5.0	8.0	0.5	90.0	"Green house mode"	8.5
• D		172,472	508,525	-4.0	5.0	8.0	0.5	90.0	"Green house mode"	8.5

To be continued on next page...

SHADOW - Main Result

Calculation: Slagschaduw_WindplanBlauw_Inrichting6_Buitendijks

...continued from previous page

No.	Name	X (east)	Y (north)	Z	Width	Height	Elevation a.g.l.	Slope of window [°]	Direction mode	Eye height (ZVI) a.g.l. [m]
• E		172,484	508,526	-4.0	5.0	8.0	0.5	90.0	"Green house mode"	8.5
• F		172,490	508,526	-4.1	5.0	8.0	0.5	90.0	"Green house mode"	8.5
• G		172,506	508,522	-4.3	5.0	8.0	0.5	90.0	"Green house mode"	8.5
• H		172,511	508,519	-4.5	5.0	8.0	0.5	90.0	"Green house mode"	8.5
• I		172,521	508,512	-4.8	5.0	8.0	0.5	90.0	"Green house mode"	8.5
• J		172,526	508,509	-4.9	5.0	8.0	0.5	90.0	"Green house mode"	8.5
• K		172,133	508,333	-4.0	5.0	8.0	0.5	90.0	"Green house mode"	8.5
• L		172,213	508,330	-4.0	5.0	8.0	0.5	90.0	"Green house mode"	8.5
• M		172,117	508,345	-4.0	5.0	8.0	0.5	90.0	"Green house mode"	8.5
• N		172,184	508,348	-4.8	5.0	8.0	0.5	90.0	"Green house mode"	8.5
• O		172,090	508,315	-4.0	5.0	8.0	0.5	90.0	"Green house mode"	8.5
• P		172,094	508,311	-4.0	5.0	8.0	0.5	90.0	"Green house mode"	8.5
• Q		172,099	508,308	-4.0	5.0	8.0	0.5	90.0	"Green house mode"	8.5
• R		172,104	508,306	-4.0	5.0	8.0	0.5	90.0	"Green house mode"	8.5
• S		172,109	508,302	-4.0	5.0	8.0	0.5	90.0	"Green house mode"	8.5
• T		172,113	508,299	-4.0	5.0	8.0	0.5	90.0	"Green house mode"	8.5
• U		172,118	508,296	-4.0	5.0	8.0	0.5	90.0	"Green house mode"	8.5
• V		172,106	508,279	-4.0	5.0	8.0	0.5	90.0	"Green house mode"	8.5
• W		172,101	508,282	-4.0	5.0	8.0	0.5	90.0	"Green house mode"	8.5
• X		172,096	508,285	-4.0	5.0	8.0	0.5	90.0	"Green house mode"	8.5
• Y		172,092	508,289	-4.0	5.0	8.0	0.5	90.0	"Green house mode"	8.5
• Z		172,088	508,291	-4.0	5.0	8.0	0.5	90.0	"Green house mode"	8.5
?A		172,083	508,294	-4.0	5.0	8.0	0.5	90.0	"Green house mode"	8.5
?B		172,042	508,352	-4.4	5.0	8.0	0.5	90.0	"Green house mode"	8.5
?C		172,078	508,298	-4.0	5.0	8.0	0.5	90.0	"Green house mode"	8.5
?D		172,047	508,347	-4.4	5.0	8.0	0.5	90.0	"Green house mode"	8.5
?E		172,058	508,268	-4.0	5.0	8.0	0.5	90.0	"Green house mode"	8.5
?F		172,051	508,344	-4.4	5.0	8.0	0.5	90.0	"Green house mode"	8.5
?G		172,063	508,264	-4.0	5.0	8.0	0.5	90.0	"Green house mode"	8.5
?H		172,055	508,341	-4.4	5.0	8.0	0.5	90.0	"Green house mode"	8.5
?I		172,067	508,261	-4.0	5.0	8.0	0.5	90.0	"Green house mode"	8.5
?J		172,060	508,337	-4.4	5.0	8.0	0.5	90.0	"Green house mode"	8.5
?K		172,072	508,258	-4.0	5.0	8.0	0.5	90.0	"Green house mode"	8.5
?L		172,065	508,335	-4.5	5.0	8.0	0.5	90.0	"Green house mode"	8.5
?M		172,076	508,255	-4.0	5.0	8.0	0.5	90.0	"Green house mode"	8.5
?N		172,068	508,331	-4.4	5.0	8.0	0.5	90.0	"Green house mode"	8.5
?O		172,081	508,252	-4.0	5.0	8.0	0.5	90.0	"Green house mode"	8.5
?P		172,073	508,327	-4.2	5.0	8.0	0.5	90.0	"Green house mode"	8.5
?Q		172,086	508,249	-4.0	5.0	8.0	0.5	90.0	"Green house mode"	8.5
?R		172,060	508,309	-3.9	5.0	8.0	0.5	90.0	"Green house mode"	8.5
?S		172,073	508,229	-4.0	5.0	8.0	0.5	90.0	"Green house mode"	8.5
?T		172,056	508,313	-3.8	5.0	8.0	0.5	90.0	"Green house mode"	8.5
?U		172,067	508,232	-4.0	5.0	8.0	0.5	90.0	"Green house mode"	8.5
?V		172,063	508,235	-4.0	5.0	8.0	0.5	90.0	"Green house mode"	8.5
?W		172,045	508,318	-3.5	5.0	8.0	0.5	90.0	"Green house mode"	8.5
?X		172,058	508,238	-4.0	5.0	8.0	0.5	90.0	"Green house mode"	8.5
?Y		172,041	508,320	-3.4	5.0	8.0	0.5	90.0	"Green house mode"	8.5
?Z		172,054	508,241	-4.0	5.0	8.0	0.5	90.0	"Green house mode"	8.5
?A		172,036	508,323	-3.3	5.0	8.0	0.5	90.0	"Green house mode"	8.5
?B		172,049	508,244	-4.0	5.0	8.0	0.5	90.0	"Green house mode"	8.5
?C		172,031	508,326	-3.3	5.0	8.0	0.5	90.0	"Green house mode"	8.5
?D		172,044	508,248	-4.0	5.0	8.0	0.5	90.0	"Green house mode"	8.5
?E		172,026	508,329	-3.4	5.0	8.0	0.5	90.0	"Green house mode"	8.5
?F		172,025	508,222	-4.0	5.0	8.0	0.5	90.0	"Green house mode"	8.5
?G		172,007	508,300	-4.2	5.0	8.0	0.5	90.0	"Green house mode"	8.5
?H		172,052	508,201	-4.0	5.0	8.0	0.5	90.0	"Green house mode"	8.5
?I		172,013	508,297	-4.1	5.0	8.0	0.5	90.0	"Green house mode"	8.5
?J		172,023	508,292	-4.0	5.0	8.0	0.5	90.0	"Green house mode"	8.5
?K		172,027	508,290	-4.0	5.0	8.0	0.5	90.0	"Green house mode"	8.5
?L		172,032	508,287	-4.0	5.0	8.0	0.5	90.0	"Green house mode"	8.5
?M		172,038	508,285	-4.0	5.0	8.0	0.5	90.0	"Green house mode"	8.5
?N		172,120	508,202	-3.5	5.0	8.0	0.5	90.0	"Green house mode"	8.5
?O		172,126	508,198	-3.6	5.0	8.0	0.5	90.0	"Green house mode"	8.5
?P		172,136	508,214	-3.4	5.0	8.0	0.5	90.0	"Green house mode"	8.5
?Q		172,131	508,218	-3.4	5.0	8.0	0.5	90.0	"Green house mode"	8.5

To be continued on next page...

SHADOW - Main Result

Calculation: Slagschaduw_WindplanBlauw_Inrichting6_Buitendijks

...continued from previous page

No.	Name	X (east)	Y (north)	Z	Width	Height	Elevation a.g.l.	Slope of window [°]	Direction mode	Eye height (ZVI) a.g.l. [m]
?R		172,127	508,221	-3.4	5.0	8.0	0.5	90.0	"Green house mode"	8.5
?S		172,122	508,225	-3.5	5.0	8.0	0.5	90.0	"Green house mode"	8.5
?T		172,118	508,228	-3.6	5.0	8.0	0.5	90.0	"Green house mode"	8.5
?U		172,114	508,231	-3.7	5.0	8.0	0.5	90.0	"Green house mode"	8.5
?V		172,110	508,236	-3.8	5.0	8.0	0.5	90.0	"Green house mode"	8.5
?W		172,106	508,239	-3.9	5.0	8.0	0.5	90.0	"Green house mode"	8.5
?X		172,125	508,266	-3.6	5.0	8.0	0.5	90.0	"Green house mode"	8.5
?Y		172,129	508,262	-3.4	5.0	8.0	0.5	90.0	"Green house mode"	8.5
?Z		172,133	508,259	-3.3	5.0	8.0	0.5	90.0	"Green house mode"	8.5
?A		172,137	508,256	-3.1	5.0	8.0	0.5	90.0	"Green house mode"	8.5
?B		172,142	508,253	-3.0	5.0	8.0	0.5	90.0	"Green house mode"	8.5
?C		172,146	508,249	-3.0	5.0	8.0	0.5	90.0	"Green house mode"	8.5
?D		172,150	508,246	-3.1	5.0	8.0	0.5	90.0	"Green house mode"	8.5
?E		172,155	508,242	-3.2	5.0	8.0	0.5	90.0	"Green house mode"	8.5
?F		172,170	508,267	-3.3	5.0	8.0	0.5	90.0	"Green house mode"	8.5
?G		172,164	508,269	-3.4	5.0	8.0	0.5	90.0	"Green house mode"	8.5
?H		172,200	508,363	-4.3	5.0	8.0	0.5	90.0	"Green house mode"	8.5
?I		172,248	508,325	-3.9	5.0	8.0	0.5	90.0	"Green house mode"	8.5
?J		172,265	508,316	-4.0	5.0	8.0	0.5	90.0	"Green house mode"	8.5
?K		172,268	508,362	-3.0	5.0	8.0	0.5	90.0	"Green house mode"	8.5
?L		172,300	508,291	-4.0	5.0	8.0	0.5	90.0	"Green house mode"	8.5
?M		172,287	508,347	-3.1	5.0	8.0	0.5	90.0	"Green house mode"	8.5
?N		172,307	508,287	-4.0	5.0	8.0	0.5	90.0	"Green house mode"	8.5
?O		172,301	508,338	-3.6	5.0	8.0	0.5	90.0	"Green house mode"	8.5
?P		172,326	508,321	-4.0	5.0	8.0	0.5	90.0	"Green house mode"	8.5
?Q		172,494	508,347	-4.0	5.0	8.0	0.5	90.0	"Green house mode"	8.5
?R		172,471	508,265	-3.2	5.0	8.0	0.5	90.0	"Green house mode"	8.5
?S		172,502	508,356	-4.0	5.0	8.0	0.5	90.0	"Green house mode"	8.5
?T		172,476	508,274	-3.5	5.0	8.0	0.5	90.0	"Green house mode"	8.5
?U		172,506	508,364	-4.0	5.0	8.0	0.5	90.0	"Green house mode"	8.5
?V		172,479	508,279	-3.6	5.0	8.0	0.5	90.0	"Green house mode"	8.5
?W		172,486	508,288	-3.8	5.0	8.0	0.5	90.0	"Green house mode"	8.5
?X		172,516	508,380	-4.0	5.0	8.0	0.5	90.0	"Green house mode"	8.5
?Y		172,488	508,293	-3.8	5.0	8.0	0.5	90.0	"Green house mode"	8.5
?Z		172,524	508,390	-4.0	5.0	8.0	0.5	90.0	"Green house mode"	8.5
?A		172,494	508,304	-3.8	5.0	8.0	0.5	90.0	"Green house mode"	8.5
?B		172,497	508,308	-3.8	5.0	8.0	0.5	90.0	"Green house mode"	8.5
?C		172,535	508,406	-4.0	5.0	8.0	0.5	90.0	"Green house mode"	8.5
?D		172,511	508,326	-4.0	5.0	8.0	0.5	90.0	"Green house mode"	8.5
?E		172,539	508,413	-4.0	5.0	8.0	0.5	90.0	"Green house mode"	8.5
?F		172,513	508,332	-4.0	5.0	8.0	0.5	90.0	"Green house mode"	8.5
?G		172,545	508,423	-4.0	5.0	8.0	0.5	90.0	"Green house mode"	8.5
?H		172,204	508,263	-3.7	5.0	8.0	0.5	90.0	"Green house mode"	8.5
?I		172,224	508,347	-3.8	5.0	8.0	0.5	90.0	"Green house mode"	8.5
?J		172,201	508,312	-4.0	5.0	8.0	0.5	90.0	"Green house mode"	8.5
?K		172,201	508,259	-3.6	5.0	8.0	0.5	90.0	"Green house mode"	8.5
?L		172,185	508,296	-4.0	5.0	8.0	0.5	90.0	"Green house mode"	8.5
?M		172,195	508,250	-3.7	5.0	8.0	0.5	90.0	"Green house mode"	8.5
?N		172,101	508,173	-3.0	5.0	8.0	0.5	90.0	"Green house mode"	8.5
?O		172,192	508,245	-3.8	5.0	8.0	0.5	90.0	"Green house mode"	8.5
?P		172,086	508,144	-3.0	5.0	8.0	0.5	90.0	"Green house mode"	8.5
?Q		172,182	508,230	-4.0	5.0	8.0	0.5	90.0	"Green house mode"	8.5
?R		172,178	508,225	-4.0	5.0	8.0	0.5	90.0	"Green house mode"	8.5
?S		172,172	508,216	-4.2	5.0	8.0	0.5	90.0	"Green house mode"	8.5
?T		172,159	508,197	-4.4	5.0	8.0	0.5	90.0	"Green house mode"	8.5
?U		172,160	508,272	-3.5	5.0	8.0	0.5	90.0	"Green house mode"	8.5
?V		172,155	508,274	-3.5	5.0	8.0	0.5	90.0	"Green house mode"	8.5
?W		172,151	508,276	-3.6	5.0	8.0	0.5	90.0	"Green house mode"	8.5
?X		172,147	508,280	-3.7	5.0	8.0	0.5	90.0	"Green house mode"	8.5
?Y		172,141	508,283	-3.8	5.0	8.0	0.5	90.0	"Green house mode"	8.5
?Z		172,136	508,285	-3.9	5.0	8.0	0.5	90.0	"Green house mode"	8.5
?A		172,157	508,310	-4.0	5.0	8.0	0.5	90.0	"Green house mode"	8.5
?B		172,120	508,764	-4.6	5.0	8.0	0.5	90.0	"Green house mode"	8.5
?C		172,114	508,761	-4.7	5.0	8.0	0.5	90.0	"Green house mode"	8.5
?D		172,067	508,727	-4.9	5.0	8.0	0.5	90.0	"Green house mode"	8.5

To be continued on next page...

SHADOW - Main Result

Calculation: Slagschaduw_WindplanBlauw_Inrichting6_Buitendijks

...continued from previous page

No.	Name	X (east)	Y (north)	Z	Width	Height	Elevation a.g.l.	Slope of window	Direction mode	Eye height (ZVI) a.g.l.
		[m]	[m]	[m]	[m]	[m]	[m]	[°]		[m]
?E		172,062	508,724	-5.1	5.0	8.0	0.5	90.0	"Green house mode"	8.5
?F		172,056	508,720	-5.2	5.0	8.0	0.5	90.0	"Green house mode"	8.5
?G		172,051	508,717	-5.3	5.0	8.0	0.5	90.0	"Green house mode"	8.5
?H		172,045	508,714	-5.4	5.0	8.0	0.5	90.0	"Green house mode"	8.5
?I		172,062	508,689	-5.0	5.0	8.0	0.5	90.0	"Green house mode"	8.5
?J		172,065	508,684	-5.0	5.0	8.0	0.5	90.0	"Green house mode"	8.5
?K		172,069	508,680	-4.9	5.0	8.0	0.5	90.0	"Green house mode"	8.5
?L		172,072	508,674	-4.9	5.0	8.0	0.5	90.0	"Green house mode"	8.5
?M		172,150	508,182	-4.2	5.0	8.0	0.5	90.0	"Green house mode"	8.5
?N		172,146	508,178	-4.1	5.0	8.0	0.5	90.0	"Green house mode"	8.5
?O		172,124	509,111	-3.2	5.0	8.0	0.5	90.0	"Green house mode"	8.5
?P		172,218	509,312	-2.2	5.0	8.0	0.5	90.0	"Green house mode"	8.5
?Q		172,703	508,682	-3.0	5.0	8.0	0.5	90.0	"Green house mode"	8.5
?R		172,684	508,831	-3.8	5.0	8.0	0.5	90.0	"Green house mode"	8.5
?S		172,690	509,086	-1.2	5.0	8.0	0.5	90.0	"Green house mode"	8.5
?T		172,650	509,076	-2.8	5.0	8.0	0.5	90.0	"Green house mode"	8.5
?U		172,039	509,584	-3.7	5.0	8.0	0.5	90.0	"Green house mode"	8.5
?V		172,240	508,256	-4.6	5.0	8.0	0.5	90.0	"Green house mode"	8.5
?W		172,286	508,156	-3.7	5.0	8.0	0.5	90.0	"Green house mode"	8.5
?X		172,283	508,150	-3.6	5.0	8.0	0.5	90.0	"Green house mode"	8.5
?Y		172,279	508,144	-3.6	5.0	8.0	0.5	90.0	"Green house mode"	8.5
?Z		172,268	508,140	-3.7	5.0	8.0	0.5	90.0	"Green house mode"	8.5
?A		172,260	508,139	-3.9	5.0	8.0	0.5	90.0	"Green house mode"	8.5
?B		172,235	508,134	-4.5	5.0	8.0	0.5	90.0	"Green house mode"	8.5
?C		172,230	508,132	-4.7	5.0	8.0	0.5	90.0	"Green house mode"	8.5
?D		172,224	508,131	-4.8	5.0	8.0	0.5	90.0	"Green house mode"	8.5
?E		172,217	508,131	-5.0	5.0	8.0	0.5	90.0	"Green house mode"	8.5
?F		172,207	508,135	-4.7	5.0	8.0	0.5	90.0	"Green house mode"	8.5
?G		172,201	508,138	-4.6	5.0	8.0	0.5	90.0	"Green house mode"	8.5
?H		172,196	508,141	-4.6	5.0	8.0	0.5	90.0	"Green house mode"	8.5
?I		172,244	508,287	-4.1	5.0	8.0	0.5	90.0	"Green house mode"	8.5
?J		172,245	508,253	-4.8	5.0	8.0	0.5	90.0	"Green house mode"	8.5
?K		172,261	508,275	-4.4	5.0	8.0	0.5	90.0	"Green house mode"	8.5
?L		172,265	508,240	-4.9	5.0	8.0	0.5	90.0	"Green house mode"	8.5
?M		172,281	508,261	-4.3	5.0	8.0	0.5	90.0	"Green house mode"	8.5
?N		172,270	508,236	-4.9	5.0	8.0	0.5	90.0	"Green house mode"	8.5
?O		172,285	508,257	-4.2	5.0	8.0	0.5	90.0	"Green house mode"	8.5
?P		172,279	508,231	-4.9	5.0	8.0	0.5	90.0	"Green house mode"	8.5
?Q		172,297	508,250	-4.4	5.0	8.0	0.5	90.0	"Green house mode"	8.5
?R		172,283	508,227	-5.0	5.0	8.0	0.5	90.0	"Green house mode"	8.5
?S		172,304	508,245	-4.6	5.0	8.0	0.5	90.0	"Green house mode"	8.5
?T		172,293	508,221	-4.8	5.0	8.0	0.5	90.0	"Green house mode"	8.5
?U		172,316	508,238	-4.9	5.0	8.0	0.5	90.0	"Green house mode"	8.5
?V		172,298	508,216	-4.6	5.0	8.0	0.5	90.0	"Green house mode"	8.5
?W		172,321	508,234	-5.0	5.0	8.0	0.5	90.0	"Green house mode"	8.5
?X		172,307	508,211	-4.5	5.0	8.0	0.5	90.0	"Green house mode"	8.5
?Y		172,333	508,227	-5.0	5.0	8.0	0.5	90.0	"Green house mode"	8.5
?Z		172,312	508,207	-4.3	5.0	8.0	0.5	90.0	"Green house mode"	8.5
?A		172,339	508,222	-4.8	5.0	8.0	0.5	90.0	"Green house mode"	8.5
?B		172,322	508,201	-4.1	5.0	8.0	0.5	90.0	"Green house mode"	8.5
?C		172,351	508,214	-4.6	5.0	8.0	0.5	90.0	"Green house mode"	8.5
?D		172,369	508,202	-4.2	5.0	8.0	0.5	90.0	"Green house mode"	8.5
?E		172,373	508,199	-4.1	5.0	8.0	0.5	90.0	"Green house mode"	8.5
?F		172,386	508,191	-4.0	5.0	8.0	0.5	90.0	"Green house mode"	8.5
?G		172,392	508,187	-4.0	5.0	8.0	0.5	90.0	"Green house mode"	8.5
?H		171,961	508,705	-5.8	5.0	8.0	0.5	90.0	"Green house mode"	8.5
?I		172,086	508,740	-4.8	5.0	8.0	0.5	90.0	"Green house mode"	8.5
?J		172,099	508,725	-4.2	5.0	8.0	0.5	90.0	"Green house mode"	8.5
?K		172,537	508,602	-2.6	5.0	8.0	0.5	90.0	"Green house mode"	8.5
?L		172,381	509,010	-2.7	5.0	8.0	0.5	90.0	"Green house mode"	8.5
?M		171,812	508,844	-2.7	5.0	8.0	0.5	90.0	"Green house mode"	8.5
?N		172,504	508,733	-2.6	5.0	8.0	0.5	90.0	"Green house mode"	8.5
?O		172,469	508,747	-3.1	5.0	8.0	0.5	90.0	"Green house mode"	8.5
?P		172,517	508,747	-2.8	5.0	8.0	0.5	90.0	"Green house mode"	8.5
?Q		172,472	508,752	-3.0	5.0	8.0	0.5	90.0	"Green house mode"	8.5

To be continued on next page...

SHADOW - Main Result

Calculation: Slagschaduw_WindplanBlauw_Inrichting6_Buitendijks

...continued from previous page

No.	Name	X (east)	Y (north)	Z	Width	Height	Elevation a.g.l.	Slope of window	Direction mode	Eye height (ZVI) a.g.l.
		[m]	[m]	[m]	[m]	[m]	[m]	[°]		[m]
?R		172,475	508,757	-3.0	5.0	8.0	0.5	90.0	"Green house mode"	8.5
?S		172,479	508,762	-3.0	5.0	8.0	0.5	90.0	"Green house mode"	8.5
?T		172,480	508,769	-3.0	5.0	8.0	0.5	90.0	"Green house mode"	8.5
?U		172,485	508,775	-3.0	5.0	8.0	0.5	90.0	"Green house mode"	8.5
?V		171,988	509,149	-3.0	5.0	8.0	0.5	90.0	"Green house mode"	8.5
?W		171,992	509,143	-2.9	5.0	8.0	0.5	90.0	"Green house mode"	8.5
?X		171,996	509,137	-2.9	5.0	8.0	0.5	90.0	"Green house mode"	8.5
?Y		172,002	509,130	-2.9	5.0	8.0	0.5	90.0	"Green house mode"	8.5
?Z		172,004	509,124	-3.0	5.0	8.0	0.5	90.0	"Green house mode"	8.5
?A		172,008	509,117	-3.0	5.0	8.0	0.5	90.0	"Green house mode"	8.5
?B		172,416	509,209	-2.7	5.0	8.0	0.5	90.0	"Green house mode"	8.5
?C		172,421	509,212	-2.7	5.0	8.0	0.5	90.0	"Green house mode"	8.5
?D		172,429	509,212	-2.8	5.0	8.0	0.5	90.0	"Green house mode"	8.5
?E		172,434	509,215	-2.9	5.0	8.0	0.5	90.0	"Green house mode"	8.5
?F		172,438	509,218	-2.9	5.0	8.0	0.5	90.0	"Green house mode"	8.5
?G		172,444	509,221	-2.9	5.0	8.0	0.5	90.0	"Green house mode"	8.5
?H		172,446	509,228	-2.7	5.0	8.0	0.5	90.0	"Green house mode"	8.5
?I		172,455	509,260	-2.4	5.0	8.0	0.5	90.0	"Green house mode"	8.5
?J		172,451	509,231	-2.7	5.0	8.0	0.5	90.0	"Green house mode"	8.5
?K		172,461	509,264	-2.6	5.0	8.0	0.5	90.0	"Green house mode"	8.5
?L		172,457	509,235	-2.7	5.0	8.0	0.5	90.0	"Green house mode"	8.5
?M		172,472	509,270	-2.9	5.0	8.0	0.5	90.0	"Green house mode"	8.5
?N		172,480	509,251	-3.0	5.0	8.0	0.5	90.0	"Green house mode"	8.5
?O		172,478	509,273	-3.0	5.0	8.0	0.5	90.0	"Green house mode"	8.5
?P		172,495	509,251	-3.0	5.0	8.0	0.5	90.0	"Green house mode"	8.5
?Q		172,494	509,278	-3.4	5.0	8.0	0.5	90.0	"Green house mode"	8.5
?R		172,505	509,251	-3.1	5.0	8.0	0.5	90.0	"Green house mode"	8.5
?S		172,503	509,277	-3.6	5.0	8.0	0.5	90.0	"Green house mode"	8.5
?T		172,516	509,248	-3.0	5.0	8.0	0.5	90.0	"Green house mode"	8.5
?U		172,512	509,276	-3.8	5.0	8.0	0.5	90.0	"Green house mode"	8.5
?V		172,527	509,247	-3.0	5.0	8.0	0.5	90.0	"Green house mode"	8.5
?W		172,537	509,246	-3.0	5.0	8.0	0.5	90.0	"Green house mode"	8.5
?X		172,529	509,275	-3.5	5.0	8.0	0.5	90.0	"Green house mode"	8.5
?Y		172,562	509,244	-2.6	5.0	8.0	0.5	90.0	"Green house mode"	8.5
?Z		172,539	509,273	-3.3	5.0	8.0	0.5	90.0	"Green house mode"	8.5
?A		172,574	509,244	-2.3	5.0	8.0	0.5	90.0	"Green house mode"	8.5
?B		172,550	509,274	-3.1	5.0	8.0	0.5	90.0	"Green house mode"	8.5
?C		172,586	509,241	-1.9	5.0	8.0	0.5	90.0	"Green house mode"	8.5
?D		172,563	509,273	-2.7	5.0	8.0	0.5	90.0	"Green house mode"	8.5
?E		172,591	509,231	-1.4	5.0	8.0	0.5	90.0	"Green house mode"	8.5
?F		172,596	509,222	-1.0	5.0	8.0	0.5	90.0	"Green house mode"	8.5
?G		172,572	509,142	-2.7	5.0	8.0	0.5	90.0	"Green house mode"	8.5
?H		172,596	509,212	-0.9	5.0	8.0	0.5	90.0	"Green house mode"	8.5
?I		172,558	509,128	-2.9	5.0	8.0	0.5	90.0	"Green house mode"	8.5
?J		172,596	509,201	-0.9	5.0	8.0	0.5	90.0	"Green house mode"	8.5
?K		172,594	509,191	-1.0	5.0	8.0	0.5	90.0	"Green house mode"	8.5
?L		172,325	508,273	-4.5	5.0	8.0	0.5	90.0	"Green house mode"	8.5
?M		172,344	508,310	-4.0	5.0	8.0	0.5	90.0	"Green house mode"	8.5
?N		172,336	508,267	-4.7	5.0	8.0	0.5	90.0	"Green house mode"	8.5
?O		172,358	508,299	-4.0	5.0	8.0	0.5	90.0	"Green house mode"	8.5
?P		172,342	508,263	-4.9	5.0	8.0	0.5	90.0	"Green house mode"	8.5
?Q		172,373	508,288	-4.0	5.0	8.0	0.5	90.0	"Green house mode"	8.5
?R		172,360	508,252	-5.0	5.0	8.0	0.5	90.0	"Green house mode"	8.5
?S		172,352	508,256	-5.0	5.0	8.0	0.5	90.0	"Green house mode"	8.5
?T		172,401	508,271	-4.1	5.0	8.0	0.5	90.0	"Green house mode"	8.5
?U		172,411	508,291	-4.0	5.0	8.0	0.5	90.0	"Green house mode"	8.5
?V		172,521	508,340	-3.9	5.0	8.0	0.5	90.0	"Green house mode"	8.5
?W		172,550	508,429	-4.0	5.0	8.0	0.5	90.0	"Green house mode"	8.5
?X		172,524	508,345	-3.8	5.0	8.0	0.5	90.0	"Green house mode"	8.5
?Y		172,530	508,354	-3.7	5.0	8.0	0.5	90.0	"Green house mode"	8.5
?Z		172,533	508,359	-3.7	5.0	8.0	0.5	90.0	"Green house mode"	8.5
?A		172,540	508,368	-3.7	5.0	8.0	0.5	90.0	"Green house mode"	8.5
?B		172,549	508,382	-4.0	5.0	8.0	0.5	90.0	"Green house mode"	8.5
?C		172,552	508,387	-4.0	5.0	8.0	0.5	90.0	"Green house mode"	8.5
?D		172,558	508,396	-4.0	5.0	8.0	0.5	90.0	"Green house mode"	8.5

To be continued on next page...

SHADOW - Main Result

Calculation: Slagschaduw_WindplanBlauw_Inrichting6_Buitendijks

...continued from previous page

No.	Name	X (east)	Y (north)	Z	Width	Height	Elevation a.g.l.	Slope of window [°]	Direction mode	Eye height (ZVI) a.g.l. [m]
?E		172,563	508,400	-4.0	5.0	8.0	0.5	90.0	"Green house mode"	8.5
?F		172,568	508,410	-4.0	5.0	8.0	0.5	90.0	"Green house mode"	8.5
?G		172,572	508,415	-4.0	5.0	8.0	0.5	90.0	"Green house mode"	8.5
?H		172,147	509,003	-4.9	5.0	8.0	0.5	90.0	"Green house mode"	8.5
?I		172,177	508,953	-4.5	5.0	8.0	0.5	90.0	"Green house mode"	8.5
?J		172,153	509,006	-4.8	5.0	8.0	0.5	90.0	"Green house mode"	8.5
?K		172,182	508,957	-4.4	5.0	8.0	0.5	90.0	"Green house mode"	8.5
?L		172,158	509,008	-4.7	5.0	8.0	0.5	90.0	"Green house mode"	8.5
?M		172,188	508,961	-4.2	5.0	8.0	0.5	90.0	"Green house mode"	8.5
?N		172,164	509,010	-4.7	5.0	8.0	0.5	90.0	"Green house mode"	8.5
?O		172,195	508,965	-4.0	5.0	8.0	0.5	90.0	"Green house mode"	8.5
?P		172,208	509,054	-4.0	5.0	8.0	0.5	90.0	"Green house mode"	8.5
?Q		172,201	508,967	-3.7	5.0	8.0	0.5	90.0	"Green house mode"	8.5
?R		172,214	509,057	-4.0	5.0	8.0	0.5	90.0	"Green house mode"	8.5
?S		172,236	509,008	-3.3	5.0	8.0	0.5	90.0	"Green house mode"	8.5
?T		172,219	509,059	-3.9	5.0	8.0	0.5	90.0	"Green house mode"	8.5
?U		172,243	509,010	-3.3	5.0	8.0	0.5	90.0	"Green house mode"	8.5
?V		172,225	509,062	-3.7	5.0	8.0	0.5	90.0	"Green house mode"	8.5
?W		172,250	509,014	-3.4	5.0	8.0	0.5	90.0	"Green house mode"	8.5
?X		172,270	509,106	-2.3	5.0	8.0	0.5	90.0	"Green house mode"	8.5
?Y		172,254	509,020	-3.6	5.0	8.0	0.5	90.0	"Green house mode"	8.5
?Z		172,276	509,108	-2.3	5.0	8.0	0.5	90.0	"Green house mode"	8.5
?A		172,261	509,024	-3.6	5.0	8.0	0.5	90.0	"Green house mode"	8.5
?B		172,281	509,110	-2.4	5.0	8.0	0.5	90.0	"Green house mode"	8.5
?C		172,140	508,169	-4.0	5.0	8.0	0.5	90.0	"Green house mode"	8.5
?D		172,137	508,164	-3.8	5.0	8.0	0.5	90.0	"Green house mode"	8.5
?E		172,132	508,155	-3.5	5.0	8.0	0.5	90.0	"Green house mode"	8.5
?F		172,128	508,150	-3.3	5.0	8.0	0.5	90.0	"Green house mode"	8.5
?G		172,113	508,128	-3.0	5.0	8.0	0.5	90.0	"Green house mode"	8.5
?H		172,110	508,123	-3.0	5.0	8.0	0.5	90.0	"Green house mode"	8.5
?I		172,196	509,425	-2.7	5.0	8.0	0.5	90.0	"Green house mode"	8.5
?J		172,217	509,457	-3.0	5.0	8.0	0.5	90.0	"Green house mode"	8.5
?K		172,209	509,416	-3.0	5.0	8.0	0.5	90.0	"Green house mode"	8.5
?L		172,222	509,454	-3.0	5.0	8.0	0.5	90.0	"Green house mode"	8.5
?M		172,362	508,548	-4.3	5.0	8.0	0.5	90.0	"Green house mode"	8.5
?N		172,349	508,522	-4.0	5.0	8.0	0.5	90.0	"Green house mode"	8.5
?O		172,368	508,544	-4.2	5.0	8.0	0.5	90.0	"Green house mode"	8.5
?P		172,381	509,310	-2.0	5.0	8.0	0.5	90.0	"Green house mode"	8.5
?Q		172,384	509,312	-2.0	5.0	8.0	0.5	90.0	"Green house mode"	8.5
?R		172,389	509,314	-2.0	5.0	8.0	0.5	90.0	"Green house mode"	8.5
?S		172,392	509,317	-2.0	5.0	8.0	0.5	90.0	"Green house mode"	8.5
?T		172,394	509,319	-2.0	5.0	8.0	0.5	90.0	"Green house mode"	8.5
?U		172,397	509,320	-2.0	5.0	8.0	0.5	90.0	"Green house mode"	8.5
?V		172,383	509,305	-2.1	5.0	8.0	0.5	90.0	"Green house mode"	8.5
?W		172,387	509,308	-2.0	5.0	8.0	0.5	90.0	"Green house mode"	8.5
?X		172,390	509,310	-2.0	5.0	8.0	0.5	90.0	"Green house mode"	8.5
?Y		172,394	509,312	-2.0	5.0	8.0	0.5	90.0	"Green house mode"	8.5
?Z		172,396	509,314	-2.0	5.0	8.0	0.5	90.0	"Green house mode"	8.5
?A		172,400	509,316	-2.0	5.0	8.0	0.5	90.0	"Green house mode"	8.5
?B		172,385	509,301	-2.1	5.0	8.0	0.5	90.0	"Green house mode"	8.5
?C		172,390	509,304	-2.1	5.0	8.0	0.5	90.0	"Green house mode"	8.5
?D		172,393	509,307	-2.0	5.0	8.0	0.5	90.0	"Green house mode"	8.5
?E		172,396	509,309	-2.0	5.0	8.0	0.5	90.0	"Green house mode"	8.5
?F		172,399	509,311	-2.0	5.0	8.0	0.5	90.0	"Green house mode"	8.5
?G		172,386	509,296	-2.2	5.0	8.0	0.5	90.0	"Green house mode"	8.5
?H		172,389	509,299	-2.1	5.0	8.0	0.5	90.0	"Green house mode"	8.5
?I		172,392	509,301	-2.1	5.0	8.0	0.5	90.0	"Green house mode"	8.5
?J		172,395	509,302	-2.0	5.0	8.0	0.5	90.0	"Green house mode"	8.5
?K		172,398	509,305	-2.0	5.0	8.0	0.5	90.0	"Green house mode"	8.5
?L		172,402	509,308	-2.0	5.0	8.0	0.5	90.0	"Green house mode"	8.5
?M		172,388	509,291	-2.2	5.0	8.0	0.5	90.0	"Green house mode"	8.5
?N		172,393	509,295	-2.1	5.0	8.0	0.5	90.0	"Green house mode"	8.5
?O		172,397	509,298	-2.0	5.0	8.0	0.5	90.0	"Green house mode"	8.5
?P		172,400	509,301	-2.0	5.0	8.0	0.5	90.0	"Green house mode"	8.5
?Q		172,402	509,302	-2.0	5.0	8.0	0.5	90.0	"Green house mode"	8.5

To be continued on next page...

SHADOW - Main Result

Calculation: Slagschaduw_WindplanBlauw_Inrichting6_Buitendijks

...continued from previous page

No.	Name	X (east)	Y (north)	Z	Width	Height	Elevation a.g.l.	Slope of window	Direction mode	Eye height (ZVI) a.g.l.
		[m]	[m]	[m]	[m]	[m]	[m]	[°]		[m]
?R		172,405	509,304	-2.0	5.0	8.0	0.5	90.0	"Green house mode"	8.5
?S		172,389	509,287	-2.2	5.0	8.0	0.5	90.0	"Green house mode"	8.5
?T		172,393	509,290	-2.1	5.0	8.0	0.5	90.0	"Green house mode"	8.5
?U		172,397	509,292	-2.1	5.0	8.0	0.5	90.0	"Green house mode"	8.5
?V		172,401	509,294	-2.0	5.0	8.0	0.5	90.0	"Green house mode"	8.5
?W		172,403	509,296	-2.0	5.0	8.0	0.5	90.0	"Green house mode"	8.5
?X		172,430	508,202	-3.3	5.0	8.0	0.5	90.0	"Green house mode"	8.5
?Y		172,426	508,195	-3.4	5.0	8.0	0.5	90.0	"Green house mode"	8.5
?Z		172,415	508,183	-3.5	5.0	8.0	0.5	90.0	"Green house mode"	8.5
• A		172,411	508,177	-3.7	5.0	8.0	0.5	90.0	"Green house mode"	8.5
• B		172,395	508,151	-3.6	5.0	8.0	0.5	90.0	"Green house mode"	8.5
• C		172,388	508,140	-3.6	5.0	8.0	0.5	90.0	"Green house mode"	8.5
• D		172,385	508,135	-3.5	5.0	8.0	0.5	90.0	"Green house mode"	8.5
• E		172,378	508,125	-3.7	5.0	8.0	0.5	90.0	"Green house mode"	8.5
• F		172,375	508,120	-3.8	5.0	8.0	0.5	90.0	"Green house mode"	8.5
• G		172,369	508,110	-4.0	5.0	8.0	0.5	90.0	"Green house mode"	8.5
• H		172,365	508,105	-3.9	5.0	8.0	0.5	90.0	"Green house mode"	8.5
• I		172,358	508,096	-3.7	5.0	8.0	0.5	90.0	"Green house mode"	8.5
• J		172,355	508,517	-4.0	5.0	8.0	0.5	90.0	"Green house mode"	8.5
• K		172,376	508,539	-4.0	5.0	8.0	0.5	90.0	"Green house mode"	8.5
• L		172,363	508,512	-4.0	5.0	8.0	0.5	90.0	"Green house mode"	8.5
• M		172,382	508,535	-4.0	5.0	8.0	0.5	90.0	"Green house mode"	8.5
• N		172,370	508,508	-4.0	5.0	8.0	0.5	90.0	"Green house mode"	8.5
• O		172,776	508,495	-2.6	5.0	8.0	0.5	90.0	"Green house mode"	8.5
• P		172,555	508,496	-5.0	5.0	8.0	0.5	90.0	"Green house mode"	8.5
• Q		172,559	508,492	-4.9	5.0	8.0	0.5	90.0	"Green house mode"	8.5
• R		172,571	508,485	-4.9	5.0	8.0	0.5	90.0	"Green house mode"	8.5
• S		172,575	508,481	-4.9	5.0	8.0	0.5	90.0	"Green house mode"	8.5
• T		172,586	508,473	-5.0	5.0	8.0	0.5	90.0	"Green house mode"	8.5
• U		172,591	508,469	-5.0	5.0	8.0	0.5	90.0	"Green house mode"	8.5
• V		172,602	508,462	-4.9	5.0	8.0	0.5	90.0	"Green house mode"	8.5
• W		172,607	508,458	-4.8	5.0	8.0	0.5	90.0	"Green house mode"	8.5
• X		172,589	508,432	-4.5	5.0	8.0	0.5	90.0	"Green house mode"	8.5
• Y		171,945	509,134	-3.8	5.0	8.0	0.5	90.0	"Green house mode"	8.5
• Z		171,938	509,096	-3.0	5.0	8.0	0.5	90.0	"Green house mode"	8.5
?A		171,949	509,129	-3.4	5.0	8.0	0.5	90.0	"Green house mode"	8.5
?B		171,944	509,092	-3.0	5.0	8.0	0.5	90.0	"Green house mode"	8.5
?C		171,951	509,124	-3.1	5.0	8.0	0.5	90.0	"Green house mode"	8.5
?D		171,945	509,086	-3.0	5.0	8.0	0.5	90.0	"Green house mode"	8.5
?E		171,955	509,118	-3.0	5.0	8.0	0.5	90.0	"Green house mode"	8.5
?F		171,948	509,081	-3.0	5.0	8.0	0.5	90.0	"Green house mode"	8.5
?G		171,959	509,114	-3.0	5.0	8.0	0.5	90.0	"Green house mode"	8.5
?H		171,953	509,077	-3.0	5.0	8.0	0.5	90.0	"Green house mode"	8.5
?I		171,961	509,108	-3.0	5.0	8.0	0.5	90.0	"Green house mode"	8.5
?J		171,956	509,071	-3.0	5.0	8.0	0.5	90.0	"Green house mode"	8.5
?K		172,469	509,174	-3.0	5.0	8.0	0.5	90.0	"Green house mode"	8.5
?L		172,355	508,090	-3.7	5.0	8.0	0.5	90.0	"Green house mode"	8.5
?M		172,348	508,080	-3.5	5.0	8.0	0.5	90.0	"Green house mode"	8.5
?N		172,345	508,075	-3.4	5.0	8.0	0.5	90.0	"Green house mode"	8.5
?O		172,336	508,064	-3.1	5.0	8.0	0.5	90.0	"Green house mode"	8.5
?P		172,332	508,061	-3.0	5.0	8.0	0.5	90.0	"Green house mode"	8.5
?Q		172,318	508,056	-3.5	5.0	8.0	0.5	90.0	"Green house mode"	8.5
?R		172,311	508,055	-3.8	5.0	8.0	0.5	90.0	"Green house mode"	8.5
?S		172,299	508,053	-4.4	5.0	8.0	0.5	90.0	"Green house mode"	8.5
?T		172,280	508,049	-4.5	5.0	8.0	0.5	90.0	"Green house mode"	8.5
?U		172,274	508,049	-4.4	5.0	8.0	0.5	90.0	"Green house mode"	8.5
?V		172,250	508,044	-3.9	5.0	8.0	0.5	90.0	"Green house mode"	8.5
?W		172,244	508,042	-3.7	5.0	8.0	0.5	90.0	"Green house mode"	8.5
?X		172,230	508,039	-3.4	5.0	8.0	0.5	90.0	"Green house mode"	8.5
?Y		172,224	508,038	-3.3	5.0	8.0	0.5	90.0	"Green house mode"	8.5
?Z		172,209	508,035	-2.9	5.0	8.0	0.5	90.0	"Green house mode"	8.5
?A		172,203	508,034	-2.8	5.0	8.0	0.5	90.0	"Green house mode"	8.5
?B		172,183	508,041	-2.1	5.0	8.0	0.5	90.0	"Green house mode"	8.5
?C		172,163	508,054	-2.2	5.0	8.0	0.5	90.0	"Green house mode"	8.5
?D		172,147	508,064	-1.9	5.0	8.0	0.5	90.0	"Green house mode"	8.5

To be continued on next page...

SHADOW - Main Result

Calculation: Slagschaduw_WindplanBlauw_Inrichting6_Buitendijks

...continued from previous page

No.	Name	X (east)	Y (north)	Z	Width	Height	Elevation a.g.l.	Slope of window [°]	Direction mode	Eye height (ZVI) a.g.l. [m]
?E		172,115	508,085	-2.0	5.0	8.0	0.5	90.0	"Green house mode"	8.5
?F		172,098	508,098	-2.5	5.0	8.0	0.5	90.0	"Green house mode"	8.5
?G		172,067	508,120	-2.5	5.0	8.0	0.5	90.0	"Green house mode"	8.5
?H		172,032	508,142	-3.2	5.0	8.0	0.5	90.0	"Green house mode"	8.5
?I		172,010	508,155	-2.7	5.0	8.0	0.5	90.0	"Green house mode"	8.5
?J		172,392	508,624	-5.0	5.0	8.0	0.5	90.0	"Green house mode"	8.5
?K		172,400	508,668	-4.0	5.0	8.0	0.5	90.0	"Green house mode"	8.5
?L		172,381	508,610	-5.0	5.0	8.0	0.5	90.0	"Green house mode"	8.5
?M		172,415	508,611	-4.9	5.0	8.0	0.5	90.0	"Green house mode"	8.5
?N		172,434	508,652	-4.1	5.0	8.0	0.5	90.0	"Green house mode"	8.5
?O		172,407	508,596	-4.9	5.0	8.0	0.5	90.0	"Green house mode"	8.5
?P		172,402	508,674	-4.0	5.0	8.0	0.5	90.0	"Green house mode"	8.5
?Q		172,414	508,684	-4.2	5.0	8.0	0.5	90.0	"Green house mode"	8.5
?R		172,455	508,686	-4.5	5.0	8.0	0.5	90.0	"Green house mode"	8.5
?S		172,417	508,688	-4.3	5.0	8.0	0.5	90.0	"Green house mode"	8.5
?T		172,468	508,699	-4.1	5.0	8.0	0.5	90.0	"Green house mode"	8.5
?U		172,423	508,702	-4.3	5.0	8.0	0.5	90.0	"Green house mode"	8.5
?V		172,489	508,720	-2.8	5.0	8.0	0.5	90.0	"Green house mode"	8.5
?W		172,581	508,438	-4.5	5.0	8.0	0.5	90.0	"Green house mode"	8.5
?X		172,571	508,442	-4.4	5.0	8.0	0.5	90.0	"Green house mode"	8.5
?Y		172,565	508,447	-4.3	5.0	8.0	0.5	90.0	"Green house mode"	8.5
?Z		172,556	508,452	-4.2	5.0	8.0	0.5	90.0	"Green house mode"	8.5
A		172,549	508,457	-4.4	5.0	8.0	0.5	90.0	"Green house mode"	8.5
B		172,541	508,464	-4.6	5.0	8.0	0.5	90.0	"Green house mode"	8.5
C		172,533	508,470	-4.8	5.0	8.0	0.5	90.0	"Green house mode"	8.5
D		172,275	508,684	-3.6	5.0	8.0	0.5	90.0	"Green house mode"	8.5
E		172,272	508,678	-3.7	5.0	8.0	0.5	90.0	"Green house mode"	8.5
F		172,261	508,666	-4.0	5.0	8.0	0.5	90.0	"Green house mode"	8.5
G		172,256	508,664	-4.0	5.0	8.0	0.5	90.0	"Green house mode"	8.5
H		172,241	508,659	-4.3	5.0	8.0	0.5	90.0	"Green house mode"	8.5
I		172,217	508,660	-5.0	5.0	8.0	0.5	90.0	"Green house mode"	8.5
J		172,212	508,662	-4.9	5.0	8.0	0.5	90.0	"Green house mode"	8.5
K		172,198	508,671	-4.8	5.0	8.0	0.5	90.0	"Green house mode"	8.5
L		172,194	508,675	-4.8	5.0	8.0	0.5	90.0	"Green house mode"	8.5
M		172,153	508,652	-5.7	5.0	8.0	0.5	90.0	"Green house mode"	8.5
N		172,135	508,632	-6.0	5.0	8.0	0.5	90.0	"Green house mode"	8.5
O		172,987	508,612	-3.6	5.0	8.0	0.5	90.0	"Green house mode"	8.5
P		172,666	508,415	-4.9	5.0	8.0	0.5	90.0	"Green house mode"	8.5
Q		172,640	508,362	-3.2	5.0	8.0	0.5	90.0	"Green house mode"	8.5
R		172,651	508,377	-3.5	5.0	8.0	0.5	90.0	"Green house mode"	8.5
S		172,615	508,341	-3.0	5.0	8.0	0.5	90.0	"Green house mode"	8.5
T		172,581	508,195	-2.8	5.0	8.0	0.5	90.0	"Green house mode"	8.5
U		171,959	508,543	-4.2	5.0	8.0	0.5	90.0	"Green house mode"	8.5
V		171,963	508,538	-4.1	5.0	8.0	0.5	90.0	"Green house mode"	8.5
W		171,969	508,528	-3.9	5.0	8.0	0.5	90.0	"Green house mode"	8.5
X		171,972	508,523	-3.8	5.0	8.0	0.5	90.0	"Green house mode"	8.5
Y		171,979	508,513	-3.8	5.0	8.0	0.5	90.0	"Green house mode"	8.5
Z		171,982	508,507	-3.8	5.0	8.0	0.5	90.0	"Green house mode"	8.5
jA		171,995	508,488	-3.5	5.0	8.0	0.5	90.0	"Green house mode"	8.5
jB		171,999	508,484	-3.5	5.0	8.0	0.5	90.0	"Green house mode"	8.5
jC		172,009	508,475	-3.5	5.0	8.0	0.5	90.0	"Green house mode"	8.5
jD		172,012	508,470	-3.7	5.0	8.0	0.5	90.0	"Green house mode"	8.5
jE		172,021	508,460	-4.2	5.0	8.0	0.5	90.0	"Green house mode"	8.5
jF		172,025	508,456	-4.5	5.0	8.0	0.5	90.0	"Green house mode"	8.5
jG		172,557	509,043	-4.6	5.0	8.0	0.5	90.0	"Green house mode"	8.5
jH		172,515	509,021	-3.0	5.0	8.0	0.5	90.0	"Green house mode"	8.5
iI		172,568	509,012	-5.0	5.0	8.0	0.5	90.0	"Green house mode"	8.5
iJ		172,521	509,017	-3.3	5.0	8.0	0.5	90.0	"Green house mode"	8.5
iK		172,526	509,013	-3.6	5.0	8.0	0.5	90.0	"Green house mode"	8.5
iL		172,632	508,960	-3.9	5.0	8.0	0.5	90.0	"Green house mode"	8.5
iM		172,530	509,009	-3.8	5.0	8.0	0.5	90.0	"Green house mode"	8.5
iN		172,551	508,981	-4.9	5.0	8.0	0.5	90.0	"Green house mode"	8.5
iO		172,641	508,954	-3.9	5.0	8.0	0.5	90.0	"Green house mode"	8.5
iP		172,377	508,241	-4.8	5.0	8.0	0.5	90.0	"Green house mode"	8.5
iQ		172,371	508,244	-4.9	5.0	8.0	0.5	90.0	"Green house mode"	8.5

To be continued on next page...

SHADOW - Main Result

Calculation: Slagschaduw_WindplanBlauw_Inrichting6_Buitendijks

...continued from previous page

No.	Name	X (east)	Y (north)	Z	Width	Height	Elevation a.g.l.	Slope of window [°]	Direction mode	Eye height (ZVI) a.g.l. [m]
	iR	172,428	508,246	-3.4	5.0	8.0	0.5	90.0	"Green house mode"	8.5
	iS	172,387	508,232	-4.5	5.0	8.0	0.5	90.0	"Green house mode"	8.5
	iT	172,432	508,254	-3.3	5.0	8.0	0.5	90.0	"Green house mode"	8.5
	iU	172,394	508,228	-4.3	5.0	8.0	0.5	90.0	"Green house mode"	8.5
	iV	172,439	508,264	-3.2	5.0	8.0	0.5	90.0	"Green house mode"	8.5
	iW	171,987	509,058	-3.0	5.0	8.0	0.5	90.0	"Green house mode"	8.5
	iX	171,994	509,103	-3.0	5.0	8.0	0.5	90.0	"Green house mode"	8.5
	iY	171,980	509,054	-3.0	5.0	8.0	0.5	90.0	"Green house mode"	8.5
	iZ	171,988	509,100	-3.0	5.0	8.0	0.5	90.0	"Green house mode"	8.5
	cA	171,974	509,050	-3.0	5.0	8.0	0.5	90.0	"Green house mode"	8.5
	cB	171,968	509,046	-3.0	5.0	8.0	0.5	90.0	"Green house mode"	8.5
	cC	171,978	509,093	-3.0	5.0	8.0	0.5	90.0	"Green house mode"	8.5
	cD	171,949	509,033	-3.0	5.0	8.0	0.5	90.0	"Green house mode"	8.5
	cE	171,973	509,090	-3.0	5.0	8.0	0.5	90.0	"Green house mode"	8.5
	cF	171,953	509,028	-3.1	5.0	8.0	0.5	90.0	"Green house mode"	8.5
	cG	171,937	509,058	-3.0	5.0	8.0	0.5	90.0	"Green house mode"	8.5
	cH	171,956	509,023	-3.2	5.0	8.0	0.5	90.0	"Green house mode"	8.5
	cI	171,931	509,055	-3.0	5.0	8.0	0.5	90.0	"Green house mode"	8.5
	cJ	171,959	509,017	-3.4	5.0	8.0	0.5	90.0	"Green house mode"	8.5
	cK	172,214	509,413	-3.0	5.0	8.0	0.5	90.0	"Green house mode"	8.5
	cL	172,232	509,448	-3.0	5.0	8.0	0.5	90.0	"Green house mode"	8.5
	cM	172,227	509,404	-3.0	5.0	8.0	0.5	90.0	"Green house mode"	8.5
	cN	172,238	509,444	-3.0	5.0	8.0	0.5	90.0	"Green house mode"	8.5
	cO	172,233	509,400	-3.0	5.0	8.0	0.5	90.0	"Green house mode"	8.5
	cP	172,247	509,393	-2.7	5.0	8.0	0.5	90.0	"Green house mode"	8.5
	cQ	172,260	509,384	-2.6	5.0	8.0	0.5	90.0	"Green house mode"	8.5
	cR	172,556	508,978	-4.9	5.0	8.0	0.5	90.0	"Green house mode"	8.5
	cS	172,646	508,951	-3.8	5.0	8.0	0.5	90.0	"Green house mode"	8.5
	cT	172,561	508,974	-4.8	5.0	8.0	0.5	90.0	"Green house mode"	8.5
	cU	172,650	508,948	-3.8	5.0	8.0	0.5	90.0	"Green house mode"	8.5
	cV	172,566	508,971	-4.7	5.0	8.0	0.5	90.0	"Green house mode"	8.5
	cW	172,572	508,967	-4.5	5.0	8.0	0.5	90.0	"Green house mode"	8.5
	cX	172,668	508,946	-3.8	5.0	8.0	0.5	90.0	"Green house mode"	8.5
	cY	172,588	508,951	-4.0	5.0	8.0	0.5	90.0	"Green house mode"	8.5
	cZ	172,672	508,943	-3.8	5.0	8.0	0.5	90.0	"Green house mode"	8.5
	£A	172,592	508,947	-4.0	5.0	8.0	0.5	90.0	"Green house mode"	8.5
	£B	172,405	508,220	-4.0	5.0	8.0	0.5	90.0	"Green house mode"	8.5
	£C	172,444	508,271	-3.4	5.0	8.0	0.5	90.0	"Green house mode"	8.5
	£D	172,413	508,217	-3.8	5.0	8.0	0.5	90.0	"Green house mode"	8.5
	£E	172,452	508,281	-3.7	5.0	8.0	0.5	90.0	"Green house mode"	8.5
	£F	172,448	508,233	-2.8	5.0	8.0	0.5	90.0	"Green house mode"	8.5
	£G	172,452	508,238	-2.7	5.0	8.0	0.5	90.0	"Green house mode"	8.5
	£H	172,462	508,299	-4.0	5.0	8.0	0.5	90.0	"Green house mode"	8.5
	£I	172,458	508,247	-2.7	5.0	8.0	0.5	90.0	"Green house mode"	8.5
	£J	172,466	508,306	-4.0	5.0	8.0	0.5	90.0	"Green house mode"	8.5
	£K	172,462	508,252	-2.8	5.0	8.0	0.5	90.0	"Green house mode"	8.5
	£L	172,489	508,340	-4.0	5.0	8.0	0.5	90.0	"Green house mode"	8.5
	£M	172,468	508,262	-3.1	5.0	8.0	0.5	90.0	"Green house mode"	8.5
	£N	172,296	509,062	-3.0	5.0	8.0	0.5	90.0	"Green house mode"	8.5
	£O	172,287	509,113	-2.3	5.0	8.0	0.5	90.0	"Green house mode"	8.5
	£P	172,302	509,066	-3.0	5.0	8.0	0.5	90.0	"Green house mode"	8.5
	£Q	172,332	509,157	-2.1	5.0	8.0	0.5	90.0	"Green house mode"	8.5
	£R	172,309	509,070	-3.0	5.0	8.0	0.5	90.0	"Green house mode"	8.5
	£S	172,338	509,160	-2.2	5.0	8.0	0.5	90.0	"Green house mode"	8.5
	£T	172,315	509,074	-3.0	5.0	8.0	0.5	90.0	"Green house mode"	8.5
	£U	172,344	509,162	-2.3	5.0	8.0	0.5	90.0	"Green house mode"	8.5
	£V	172,322	509,077	-3.0	5.0	8.0	0.5	90.0	"Green house mode"	8.5
	£W	172,349	509,164	-2.5	5.0	8.0	0.5	90.0	"Green house mode"	8.5
	£X	172,371	509,188	-3.1	5.0	8.0	0.5	90.0	"Green house mode"	8.5
	£Y	172,370	509,195	-2.8	5.0	8.0	0.5	90.0	"Green house mode"	8.5
	£Z	172,365	509,213	-2.1	5.0	8.0	0.5	90.0	"Green house mode"	8.5
	=A	172,359	509,219	-1.9	5.0	8.0	0.5	90.0	"Green house mode"	8.5
	=B	172,354	509,235	-1.9	5.0	8.0	0.5	90.0	"Green house mode"	8.5
	=C	172,228	508,297	-4.0	5.0	8.0	0.5	90.0	"Green house mode"	8.5
	=D	172,751	508,902	-3.0	5.0	8.0	0.5	90.0	"Green house mode"	8.5

To be continued on next page...

SHADOW - Main Result

Calculation: Slagschaduw_WindplanBlauw_Inrichting6_Buitendijks

...continued from previous page

No.	Name	X (east)	Y (north)	Z	Width	Height	Elevation a.g.l.	Slope of window	Direction mode	Eye height (ZVI) a.g.l.
		[m]	[m]	[m]	[m]	[m]	[m]	[°]		[m]
▣E		172,741	508,863	-3.0	5.0	8.0	0.5	90.0	"Green house mode"	8.5
▣F		172,758	508,899	-3.0	5.0	8.0	0.5	90.0	"Green house mode"	8.5
▣G		172,746	508,860	-2.9	5.0	8.0	0.5	90.0	"Green house mode"	8.5
▣H		172,770	508,890	-3.0	5.0	8.0	0.5	90.0	"Green house mode"	8.5
▣I		172,751	508,856	-2.8	5.0	8.0	0.5	90.0	"Green house mode"	8.5
▣J		172,778	508,888	-3.0	5.0	8.0	0.5	90.0	"Green house mode"	8.5
▣K		172,756	508,853	-2.7	5.0	8.0	0.5	90.0	"Green house mode"	8.5
▣L		172,793	508,885	-3.1	5.0	8.0	0.5	90.0	"Green house mode"	8.5
▣M		172,786	508,847	-2.2	5.0	8.0	0.5	90.0	"Green house mode"	8.5
▣N		172,498	508,672	-3.5	5.0	8.0	0.5	90.0	"Green house mode"	8.5
▣O		172,479	508,632	-3.1	5.0	8.0	0.5	90.0	"Green house mode"	8.5
▣P		172,058	509,392	-2.0	5.0	8.0	0.5	90.0	"Green house mode"	8.5
▣Q		172,504	508,917	-2.7	5.0	8.0	0.5	90.0	"Green house mode"	8.5
▣R		172,539	508,908	-3.0	5.0	8.0	0.5	90.0	"Green house mode"	8.5
▣S		172,219	508,428	-4.0	5.0	8.0	0.5	90.0	"Green house mode"	8.5
▣T		172,238	508,516	-4.0	5.0	8.0	0.5	90.0	"Green house mode"	8.5
▣U		172,224	508,436	-4.2	5.0	8.0	0.5	90.0	"Green house mode"	8.5
▣V		172,242	508,523	-4.0	5.0	8.0	0.5	90.0	"Green house mode"	8.5
▣W		172,228	508,442	-4.3	5.0	8.0	0.5	90.0	"Green house mode"	8.5
▣X		172,247	508,531	-4.0	5.0	8.0	0.5	90.0	"Green house mode"	8.5
▣Y		172,233	508,450	-4.4	5.0	8.0	0.5	90.0	"Green house mode"	8.5
▣Z		172,251	508,536	-4.0	5.0	8.0	0.5	90.0	"Green house mode"	8.5
¥A		172,237	508,455	-4.4	5.0	8.0	0.5	90.0	"Green house mode"	8.5
¥B		172,257	508,545	-4.0	5.0	8.0	0.5	90.0	"Green house mode"	8.5
¥C		172,242	508,463	-4.3	5.0	8.0	0.5	90.0	"Green house mode"	8.5
¥D		172,261	508,550	-4.0	5.0	8.0	0.5	90.0	"Green house mode"	8.5
¥E		172,245	508,468	-4.2	5.0	8.0	0.5	90.0	"Green house mode"	8.5
¥F		172,266	508,558	-4.0	5.0	8.0	0.5	90.0	"Green house mode"	8.5
¥G		172,266	508,505	-4.0	5.0	8.0	0.5	90.0	"Green house mode"	8.5
¥H		172,270	508,564	-4.0	5.0	8.0	0.5	90.0	"Green house mode"	8.5
¥I		172,282	508,524	-4.0	5.0	8.0	0.5	90.0	"Green house mode"	8.5
¥J		172,285	508,530	-4.0	5.0	8.0	0.5	90.0	"Green house mode"	8.5
¥K		172,292	508,540	-4.0	5.0	8.0	0.5	90.0	"Green house mode"	8.5
¥L		172,295	508,544	-4.0	5.0	8.0	0.5	90.0	"Green house mode"	8.5
¥M		172,301	508,554	-4.0	5.0	8.0	0.5	90.0	"Green house mode"	8.5
¥N		172,304	508,560	-4.0	5.0	8.0	0.5	90.0	"Green house mode"	8.5
¥O		172,314	508,575	-4.0	5.0	8.0	0.5	90.0	"Green house mode"	8.5
¥P		172,318	508,580	-4.0	5.0	8.0	0.5	90.0	"Green house mode"	8.5
¥Q		172,324	508,589	-4.0	5.0	8.0	0.5	90.0	"Green house mode"	8.5
¥R		172,333	508,603	-4.1	5.0	8.0	0.5	90.0	"Green house mode"	8.5
¥S		172,336	508,608	-4.2	5.0	8.0	0.5	90.0	"Green house mode"	8.5
¥T		171,982	509,506	-4.9	5.0	8.0	0.5	90.0	"Green house mode"	8.5
¥U		171,960	509,455	-3.9	5.0	8.0	0.5	90.0	"Green house mode"	8.5
¥V		171,988	509,510	-5.0	5.0	8.0	0.5	90.0	"Green house mode"	8.5
¥W		171,983	509,468	-4.2	5.0	8.0	0.5	90.0	"Green house mode"	8.5
¥X		171,998	509,517	-4.7	5.0	8.0	0.5	90.0	"Green house mode"	8.5
¥Y		171,995	509,483	-4.4	5.0	8.0	0.5	90.0	"Green house mode"	8.5
¥Z		172,004	509,520	-4.5	5.0	8.0	0.5	90.0	"Green house mode"	8.5
A		172,011	509,493	-4.3	5.0	8.0	0.5	90.0	"Green house mode"	8.5
B		172,026	509,535	-4.3	5.0	8.0	0.5	90.0	"Green house mode"	8.5
C		172,031	509,538	-4.3	5.0	8.0	0.5	90.0	"Green house mode"	8.5
D		172,043	509,516	-3.9	5.0	8.0	0.5	90.0	"Green house mode"	8.5
E		172,042	509,545	-4.3	5.0	8.0	0.5	90.0	"Green house mode"	8.5
F		172,060	509,527	-4.0	5.0	8.0	0.5	90.0	"Green house mode"	8.5
G		172,048	509,549	-4.3	5.0	8.0	0.5	90.0	"Green house mode"	8.5
H		172,077	509,537	-3.6	5.0	8.0	0.5	90.0	"Green house mode"	8.5
I		172,073	509,563	-3.5	5.0	8.0	0.5	90.0	"Green house mode"	8.5
J		172,799	508,887	-3.1	5.0	8.0	0.5	90.0	"Green house mode"	8.5
K		172,782	508,842	-2.0	5.0	8.0	0.5	90.0	"Green house mode"	8.5
L		172,779	508,837	-2.0	5.0	8.0	0.5	90.0	"Green house mode"	8.5
M		172,775	508,832	-2.1	5.0	8.0	0.5	90.0	"Green house mode"	8.5
N		172,807	508,832	-2.4	5.0	8.0	0.5	90.0	"Green house mode"	8.5
O		172,811	508,829	-2.3	5.0	8.0	0.5	90.0	"Green house mode"	8.5
P		172,817	508,825	-2.3	5.0	8.0	0.5	90.0	"Green house mode"	8.5
Q		172,822	508,822	-2.3	5.0	8.0	0.5	90.0	"Green house mode"	8.5

To be continued on next page...

SHADOW - Main Result

Calculation: Slagschaduw_WindplanBlauw_Inrichting6_Buitendijks

...continued from previous page

No.	Name	X (east)	Y (north)	Z	Width	Height	Elevation a.g.l.	Slope of window [°]	Direction mode	Eye height (ZVI) a.g.l. [m]
	R	172,826	508,819	-2.3	5.0	8.0	0.5	90.0	"Green house mode"	8.5
	S	172,832	508,816	-2.4	5.0	8.0	0.5	90.0	"Green house mode"	8.5
	T	172,880	508,782	-2.7	5.0	8.0	0.5	90.0	"Green house mode"	8.5
	U	172,234	508,869	-3.4	5.0	8.0	0.5	90.0	"Green house mode"	8.5
	V	172,236	508,817	-3.9	5.0	8.0	0.5	90.0	"Green house mode"	8.5
	W	172,240	508,872	-3.3	5.0	8.0	0.5	90.0	"Green house mode"	8.5
	X	172,247	508,835	-3.3	5.0	8.0	0.5	90.0	"Green house mode"	8.5
	Y	172,251	508,879	-3.0	5.0	8.0	0.5	90.0	"Green house mode"	8.5
	Z	172,261	508,845	-3.2	5.0	8.0	0.5	90.0	"Green house mode"	8.5
	\$A	172,258	508,883	-3.1	5.0	8.0	0.5	90.0	"Green house mode"	8.5
	\$B	172,277	508,850	-3.7	5.0	8.0	0.5	90.0	"Green house mode"	8.5
	\$C	172,272	508,882	-3.4	5.0	8.0	0.5	90.0	"Green house mode"	8.5
	\$D	172,338	508,902	-3.1	5.0	8.0	0.5	90.0	"Green house mode"	8.5
	\$E	172,348	508,917	-3.0	5.0	8.0	0.5	90.0	"Green house mode"	8.5
	\$F	172,294	508,901	-3.2	5.0	8.0	0.5	90.0	"Green house mode"	8.5
	\$G	172,361	508,926	-3.0	5.0	8.0	0.5	90.0	"Green house mode"	8.5
	\$H	172,301	508,912	-2.9	5.0	8.0	0.5	90.0	"Green house mode"	8.5
	\$I	172,375	508,935	-3.0	5.0	8.0	0.5	90.0	"Green house mode"	8.5
	\$J	172,308	508,923	-2.7	5.0	8.0	0.5	90.0	"Green house mode"	8.5
	\$K	172,366	508,958	-3.0	5.0	8.0	0.5	90.0	"Green house mode"	8.5
	\$L	172,317	508,935	-2.8	5.0	8.0	0.5	90.0	"Green house mode"	8.5
	\$M	172,355	508,951	-3.0	5.0	8.0	0.5	90.0	"Green house mode"	8.5
	\$N	172,305	508,955	-2.7	5.0	8.0	0.5	90.0	"Green house mode"	8.5
	\$O	172,342	508,947	-3.0	5.0	8.0	0.5	90.0	"Green house mode"	8.5
	\$P	172,302	508,960	-2.8	5.0	8.0	0.5	90.0	"Green house mode"	8.5
	\$Q	172,328	508,970	-3.0	5.0	8.0	0.5	90.0	"Green house mode"	8.5
	\$R	172,296	508,968	-3.0	5.0	8.0	0.5	90.0	"Green house mode"	8.5
	\$S	172,323	508,979	-3.0	5.0	8.0	0.5	90.0	"Green house mode"	8.5
	\$T	172,293	508,974	-3.0	5.0	8.0	0.5	90.0	"Green house mode"	8.5
	\$U	172,231	508,392	-3.7	5.0	8.0	0.5	90.0	"Green house mode"	8.5
	\$V	172,258	508,379	-3.0	5.0	8.0	0.5	90.0	"Green house mode"	8.5
	\$W	172,235	508,398	-3.8	5.0	8.0	0.5	90.0	"Green house mode"	8.5
	\$X	172,272	508,402	-3.6	5.0	8.0	0.5	90.0	"Green house mode"	8.5
	\$Y	172,240	508,405	-3.8	5.0	8.0	0.5	90.0	"Green house mode"	8.5
	\$Z	172,287	508,390	-3.3	5.0	8.0	0.5	90.0	"Green house mode"	8.5
	~A	172,243	508,410	-3.9	5.0	8.0	0.5	90.0	"Green house mode"	8.5
	~B	172,304	508,379	-3.0	5.0	8.0	0.5	90.0	"Green house mode"	8.5
	~C	172,250	508,419	-4.2	5.0	8.0	0.5	90.0	"Green house mode"	8.5
	~D	172,324	508,366	-3.4	5.0	8.0	0.5	90.0	"Green house mode"	8.5
	~E	172,253	508,425	-4.4	5.0	8.0	0.5	90.0	"Green house mode"	8.5
	~F	172,347	508,352	-4.0	5.0	8.0	0.5	90.0	"Green house mode"	8.5
	~G	172,257	508,432	-4.6	5.0	8.0	0.5	90.0	"Green house mode"	8.5
	~H	172,362	508,339	-4.0	5.0	8.0	0.5	90.0	"Green house mode"	8.5
	~I	172,262	508,438	-4.6	5.0	8.0	0.5	90.0	"Green house mode"	8.5
	~J	172,379	508,330	-4.0	5.0	8.0	0.5	90.0	"Green house mode"	8.5
	~K	172,267	508,445	-4.6	5.0	8.0	0.5	90.0	"Green house mode"	8.5
	~L	172,396	508,319	-4.0	5.0	8.0	0.5	90.0	"Green house mode"	8.5
	~M	172,270	508,451	-4.4	5.0	8.0	0.5	90.0	"Green house mode"	8.5
	~N	172,289	508,426	-4.0	5.0	8.0	0.5	90.0	"Green house mode"	8.5
	~O	172,305	508,413	-4.0	5.0	8.0	0.5	90.0	"Green house mode"	8.5
	~P	172,323	508,399	-3.5	5.0	8.0	0.5	90.0	"Green house mode"	8.5
	~Q	172,339	508,388	-3.4	5.0	8.0	0.5	90.0	"Green house mode"	8.5
	~R	172,360	508,375	-3.9	5.0	8.0	0.5	90.0	"Green house mode"	8.5
	~S	172,372	508,365	-4.0	5.0	8.0	0.5	90.0	"Green house mode"	8.5
	~T	172,385	508,357	-4.0	5.0	8.0	0.5	90.0	"Green house mode"	8.5
	~U	172,411	508,340	-4.0	5.0	8.0	0.5	90.0	"Green house mode"	8.5
	~V	172,126	509,568	-2.3	5.0	8.0	0.5	90.0	"Green house mode"	8.5
	~W	172,078	509,566	-3.4	5.0	8.0	0.5	90.0	"Green house mode"	8.5
	~X	172,133	509,579	-2.1	5.0	8.0	0.5	90.0	"Green house mode"	8.5
	~Y	172,103	509,582	-2.9	5.0	8.0	0.5	90.0	"Green house mode"	8.5
	~Z	172,138	509,590	-2.1	5.0	8.0	0.5	90.0	"Green house mode"	8.5
	©A	172,107	509,586	-2.8	5.0	8.0	0.5	90.0	"Green house mode"	8.5
	©B	172,142	509,601	-2.5	5.0	8.0	0.5	90.0	"Green house mode"	8.5
	©C	172,114	509,600	-2.8	5.0	8.0	0.5	90.0	"Green house mode"	8.5
	©D	172,145	509,614	-2.9	5.0	8.0	0.5	90.0	"Green house mode"	8.5

To be continued on next page...

SHADOW - Main Result

Calculation: Slagschaduw_WindplanBlauw_Inrichting6_Buitendijks

...continued from previous page

No.	Name	X (east)	Y (north)	Z	Width	Height	Elevation a.g.l.	Slope of window [°]	Direction mode	Eye height (ZVI) a.g.l. [m]
© E		172,116	509,605	-2.8	5.0	8.0	0.5	90.0	"Green house mode"	8.5
© F		172,144	509,627	-3.0	5.0	8.0	0.5	90.0	"Green house mode"	8.5
© G		172,119	509,621	-3.0	5.0	8.0	0.5	90.0	"Green house mode"	8.5
© H		172,140	509,640	-3.0	5.0	8.0	0.5	90.0	"Green house mode"	8.5
© I		172,118	509,627	-3.0	5.0	8.0	0.5	90.0	"Green house mode"	8.5
© J		172,677	508,940	-3.7	5.0	8.0	0.5	90.0	"Green house mode"	8.5
© K		172,598	508,944	-4.0	5.0	8.0	0.5	90.0	"Green house mode"	8.5
© L		172,681	508,937	-3.6	5.0	8.0	0.5	90.0	"Green house mode"	8.5
© M		172,603	508,941	-4.0	5.0	8.0	0.5	90.0	"Green house mode"	8.5
© N		172,686	508,934	-3.5	5.0	8.0	0.5	90.0	"Green house mode"	8.5
© O		172,608	508,937	-4.0	5.0	8.0	0.5	90.0	"Green house mode"	8.5
© P		172,691	508,930	-3.4	5.0	8.0	0.5	90.0	"Green house mode"	8.5
© Q		172,657	508,907	-4.0	5.0	8.0	0.5	90.0	"Green house mode"	8.5
© R		172,703	508,929	-3.0	5.0	8.0	0.5	90.0	"Green house mode"	8.5
© S		172,662	508,906	-4.0	5.0	8.0	0.5	90.0	"Green house mode"	8.5
© T		172,708	508,930	-2.9	5.0	8.0	0.5	90.0	"Green house mode"	8.5
© U		172,667	508,902	-4.0	5.0	8.0	0.5	90.0	"Green house mode"	8.5
© V		172,713	508,931	-2.8	5.0	8.0	0.5	90.0	"Green house mode"	8.5
© W		172,672	508,899	-3.9	5.0	8.0	0.5	90.0	"Green house mode"	8.5
© X		172,719	508,932	-2.7	5.0	8.0	0.5	90.0	"Green house mode"	8.5
© Y		172,677	508,896	-3.7	5.0	8.0	0.5	90.0	"Green house mode"	8.5
© Z		172,737	508,942	-2.2	5.0	8.0	0.5	90.0	"Green house mode"	8.5
ª A		172,682	508,893	-3.6	5.0	8.0	0.5	90.0	"Green house mode"	8.5
ª B		172,738	508,937	-2.2	5.0	8.0	0.5	90.0	"Green house mode"	8.5
ª C		172,710	508,885	-3.0	5.0	8.0	0.5	90.0	"Green house mode"	8.5
ª D		172,738	508,932	-2.3	5.0	8.0	0.5	90.0	"Green house mode"	8.5
ª E		172,707	508,879	-3.0	5.0	8.0	0.5	90.0	"Green house mode"	8.5
ª F		172,738	508,925	-2.5	5.0	8.0	0.5	90.0	"Green house mode"	8.5
ª G		172,703	508,874	-3.0	5.0	8.0	0.5	90.0	"Green house mode"	8.5
ª H		172,735	508,919	-2.7	5.0	8.0	0.5	90.0	"Green house mode"	8.5
ª I		172,700	508,869	-3.1	5.0	8.0	0.5	90.0	"Green house mode"	8.5
ª J		172,732	508,914	-2.9	5.0	8.0	0.5	90.0	"Green house mode"	8.5
ª K		172,731	508,870	-3.0	5.0	8.0	0.5	90.0	"Green house mode"	8.5
ª L		172,729	508,910	-3.0	5.0	8.0	0.5	90.0	"Green house mode"	8.5
ª M		172,736	508,866	-3.0	5.0	8.0	0.5	90.0	"Green house mode"	8.5
ª N		171,879	509,553	-5.6	5.0	8.0	0.5	90.0	"Green house mode"	8.5
ª O		171,884	509,531	-4.7	5.0	8.0	0.5	90.0	"Green house mode"	8.5
ª P		171,894	509,493	-3.9	5.0	8.0	0.5	90.0	"Green house mode"	8.5
ª Q		171,897	509,480	-4.0	5.0	8.0	0.5	90.0	"Green house mode"	8.5
ª R		171,900	509,468	-4.2	5.0	8.0	0.5	90.0	"Green house mode"	8.5
ª S		171,903	509,456	-4.3	5.0	8.0	0.5	90.0	"Green house mode"	8.5
ª T		172,318	508,988	-3.0	5.0	8.0	0.5	90.0	"Green house mode"	8.5
ª U		172,042	508,281	-4.0	5.0	8.0	0.5	90.0	"Green house mode"	8.5
ª V		172,028	508,259	-4.0	5.0	8.0	0.5	90.0	"Green house mode"	8.5
ª W		172,023	508,263	-4.1	5.0	8.0	0.5	90.0	"Green house mode"	8.5
ª X		172,018	508,266	-4.3	5.0	8.0	0.5	90.0	"Green house mode"	8.5
ª Y		172,014	508,271	-4.4	5.0	8.0	0.5	90.0	"Green house mode"	8.5
ª Z		172,010	508,274	-4.5	5.0	8.0	0.5	90.0	"Green house mode"	8.5
« A		172,005	508,277	-4.6	5.0	8.0	0.5	90.0	"Green house mode"	8.5
« B		172,001	508,281	-4.7	5.0	8.0	0.5	90.0	"Green house mode"	8.5
« C		171,996	508,285	-4.9	5.0	8.0	0.5	90.0	"Green house mode"	8.5
« D		171,987	508,252	-4.8	5.0	8.0	0.5	90.0	"Green house mode"	8.5
« E		171,983	508,228	-4.3	5.0	8.0	0.5	90.0	"Green house mode"	8.5
« F		171,970	508,208	-4.2	5.0	8.0	0.5	90.0	"Green house mode"	8.5
« G		172,002	508,187	-3.6	5.0	8.0	0.5	90.0	"Green house mode"	8.5
« H		171,992	508,170	-2.4	5.0	8.0	0.5	90.0	"Green house mode"	8.5
« I		172,050	508,168	-3.5	5.0	8.0	0.5	90.0	"Green house mode"	8.5
« J		172,067	508,160	-3.0	5.0	8.0	0.5	90.0	"Green house mode"	8.5
« K		172,076	508,189	-3.6	5.0	8.0	0.5	90.0	"Green house mode"	8.5
« L		172,091	508,216	-3.8	5.0	8.0	0.5	90.0	"Green house mode"	8.5
« M		172,096	508,214	-3.7	5.0	8.0	0.5	90.0	"Green house mode"	8.5
« N		172,101	508,212	-3.6	5.0	8.0	0.5	90.0	"Green house mode"	8.5
« O		172,105	508,209	-3.4	5.0	8.0	0.5	90.0	"Green house mode"	8.5
« P		172,110	508,206	-3.4	5.0	8.0	0.5	90.0	"Green house mode"	8.5
« Q		172,024	508,840	-3.9	5.0	8.0	0.5	90.0	"Green house mode"	8.5

To be continued on next page...

SHADOW - Main Result

Calculation: Slagschaduw_WindplanBlauw_Inrichting6_Buitendijks

...continued from previous page

No.	Name	X (east)	Y (north)	Z	Width	Height	Elevation a.g.l.	Slope of window [°]	Direction mode	Eye height (ZVI) a.g.l. [m]
«R		172,028	508,835	-3.7	5.0	8.0	0.5	90.0	"Green house mode"	8.5
«S		172,031	508,829	-3.5	5.0	8.0	0.5	90.0	"Green house mode"	8.5
«T		172,035	508,823	-3.3	5.0	8.0	0.5	90.0	"Green house mode"	8.5
«U		172,038	508,818	-3.1	5.0	8.0	0.5	90.0	"Green house mode"	8.5
«V		172,041	508,768	-4.5	5.0	8.0	0.5	90.0	"Green house mode"	8.5
«W		172,048	508,757	-4.8	5.0	8.0	0.5	90.0	"Green house mode"	8.5
«X		172,052	508,752	-5.0	5.0	8.0	0.5	90.0	"Green house mode"	8.5
«Y		172,055	508,746	-5.1	5.0	8.0	0.5	90.0	"Green house mode"	8.5
«Z		172,336	508,565	-4.2	5.0	8.0	0.5	90.0	"Green house mode"	8.5
-A		172,319	508,541	-4.0	5.0	8.0	0.5	90.0	"Green house mode"	8.5
-B		172,342	508,561	-4.3	5.0	8.0	0.5	90.0	"Green house mode"	8.5
-C		172,326	508,536	-4.0	5.0	8.0	0.5	90.0	"Green house mode"	8.5
-D		172,349	508,557	-4.3	5.0	8.0	0.5	90.0	"Green house mode"	8.5
-E		172,334	508,531	-4.0	5.0	8.0	0.5	90.0	"Green house mode"	8.5
-F		172,355	508,553	-4.4	5.0	8.0	0.5	90.0	"Green house mode"	8.5
-G		172,340	508,527	-4.0	5.0	8.0	0.5	90.0	"Green house mode"	8.5
-H		172,195	508,924	-3.7	5.0	8.0	0.5	90.0	"Green house mode"	8.5
-I		172,214	508,934	-3.1	5.0	8.0	0.5	90.0	"Green house mode"	8.5
-J		172,072	508,557	-5.4	5.0	8.0	0.5	90.0	"Green house mode"	8.5
-K		172,032	508,562	-5.0	5.0	8.0	0.5	90.0	"Green house mode"	8.5
-L		171,691	509,158	-3.8	5.0	8.0	0.5	90.0	"Green house mode"	8.5
-M		171,752	509,182	-3.8	5.0	8.0	0.5	90.0	"Green house mode"	8.5
-N		172,424	508,819	-2.9	5.0	8.0	0.5	90.0	"Green house mode"	8.5
-O		172,242	509,173	-3.7	5.0	8.0	0.5	90.0	"Green house mode"	8.5
-P		172,221	509,141	-3.4	5.0	8.0	0.5	90.0	"Green house mode"	8.5
-Q		172,245	509,167	-3.5	5.0	8.0	0.5	90.0	"Green house mode"	8.5
-R		172,224	509,136	-3.1	5.0	8.0	0.5	90.0	"Green house mode"	8.5
-S		172,247	509,161	-3.3	5.0	8.0	0.5	90.0	"Green house mode"	8.5
-T		172,226	509,130	-2.9	5.0	8.0	0.5	90.0	"Green house mode"	8.5
-U		172,249	509,156	-3.1	5.0	8.0	0.5	90.0	"Green house mode"	8.5
-V		172,228	509,124	-2.6	5.0	8.0	0.5	90.0	"Green house mode"	8.5
-W		172,251	509,150	-2.9	5.0	8.0	0.5	90.0	"Green house mode"	8.5
-X		172,230	509,118	-2.6	5.0	8.0	0.5	90.0	"Green house mode"	8.5
-Y		172,254	509,145	-2.6	5.0	8.0	0.5	90.0	"Green house mode"	8.5
-Z		172,233	509,112	-2.5	5.0	8.0	0.5	90.0	"Green house mode"	8.5
-A		172,637	508,957	-3.9	5.0	8.0	0.5	90.0	"Green house mode"	8.5
-B		172,655	508,945	-3.9	5.0	8.0	0.5	90.0	"Green house mode"	8.5
-C		172,049	509,287	-2.0	5.0	8.0	0.5	90.0	"Green house mode"	8.5
-D		172,004	509,283	-2.1	5.0	8.0	0.5	90.0	"Green house mode"	8.5
-E		172,056	509,283	-2.0	5.0	8.0	0.5	90.0	"Green house mode"	8.5
-F		172,011	509,278	-2.0	5.0	8.0	0.5	90.0	"Green house mode"	8.5
-G		172,064	509,278	-2.0	5.0	8.0	0.5	90.0	"Green house mode"	8.5
-H		172,016	509,274	-2.0	5.0	8.0	0.5	90.0	"Green house mode"	8.5
-I		172,071	509,273	-2.0	5.0	8.0	0.5	90.0	"Green house mode"	8.5
-J		172,077	509,269	-2.0	5.0	8.0	0.5	90.0	"Green house mode"	8.5
-K		172,029	509,265	-2.0	5.0	8.0	0.5	90.0	"Green house mode"	8.5
-L		172,084	509,264	-2.0	5.0	8.0	0.5	90.0	"Green house mode"	8.5
-M		172,036	509,261	-2.0	5.0	8.0	0.5	90.0	"Green house mode"	8.5
-N		172,041	509,256	-2.0	5.0	8.0	0.5	90.0	"Green house mode"	8.5
-O		172,101	509,259	-2.0	5.0	8.0	0.5	90.0	"Green house mode"	8.5
-P		172,053	509,249	-2.0	5.0	8.0	0.5	90.0	"Green house mode"	8.5
-Q		172,108	509,254	-2.0	5.0	8.0	0.5	90.0	"Green house mode"	8.5
-R		172,116	509,249	-2.0	5.0	8.0	0.5	90.0	"Green house mode"	8.5
-S		172,064	509,243	-2.0	5.0	8.0	0.5	90.0	"Green house mode"	8.5
-T		172,077	509,234	-2.0	5.0	8.0	0.5	90.0	"Green house mode"	8.5
-U		172,090	509,226	-2.0	5.0	8.0	0.5	90.0	"Green house mode"	8.5
-V		172,181	508,627	-4.9	5.0	8.0	0.5	90.0	"Green house mode"	8.5
-W		172,176	508,619	-4.7	5.0	8.0	0.5	90.0	"Green house mode"	8.5
-X		172,170	508,611	-4.5	5.0	8.0	0.5	90.0	"Green house mode"	8.5
-Y		172,166	508,602	-4.2	5.0	8.0	0.5	90.0	"Green house mode"	8.5
-Z		172,406	508,980	-2.7	5.0	8.0	0.5	90.0	"Green house mode"	8.5
Ⓜ A		172,402	508,976	-2.8	5.0	8.0	0.5	90.0	"Green house mode"	8.5
Ⓜ B		172,396	508,973	-2.9	5.0	8.0	0.5	90.0	"Green house mode"	8.5
Ⓜ C		172,392	508,969	-3.0	5.0	8.0	0.5	90.0	"Green house mode"	8.5
Ⓜ D		172,386	508,967	-3.0	5.0	8.0	0.5	90.0	"Green house mode"	8.5

To be continued on next page...

SHADOW - Main Result

Calculation: Slagschaduw_WindplanBlauw_Inrichting6_Buitendijks

...continued from previous page

No.	Name	X (east)	Y (north)	Z	Width	Height	Elevation a.g.l.	Slope of window	Direction mode	Eye height (ZVI) a.g.l.
		[m]	[m]	[m]	[m]	[m]	[m]	[°]		[m]
@ E		172,256	509,139	-2.4	5.0	8.0	0.5	90.0	"Green house mode"	8.5
@ F		172,235	509,106	-2.4	5.0	8.0	0.5	90.0	"Green house mode"	8.5
@ G		172,258	509,134	-2.2	5.0	8.0	0.5	90.0	"Green house mode"	8.5
@ H		172,238	509,101	-2.4	5.0	8.0	0.5	90.0	"Green house mode"	8.5
@ I		172,242	509,088	-2.4	5.0	8.0	0.5	90.0	"Green house mode"	8.5
@ J		172,245	509,082	-2.5	5.0	8.0	0.5	90.0	"Green house mode"	8.5
@ K		172,247	509,076	-2.7	5.0	8.0	0.5	90.0	"Green house mode"	8.5
@ L		172,281	509,035	-3.2	5.0	8.0	0.5	90.0	"Green house mode"	8.5
@ M		172,285	509,028	-3.1	5.0	8.0	0.5	90.0	"Green house mode"	8.5
@ N		172,287	509,020	-3.0	5.0	8.0	0.5	90.0	"Green house mode"	8.5
@ O		172,291	509,014	-3.0	5.0	8.0	0.5	90.0	"Green house mode"	8.5
@ P		172,296	509,007	-3.0	5.0	8.0	0.5	90.0	"Green house mode"	8.5
@ Q		172,513	508,373	-4.0	5.0	8.0	0.5	90.0	"Green house mode"	8.5
@ R		172,528	508,396	-4.0	5.0	8.0	0.5	90.0	"Green house mode"	8.5
@ S		172,256	508,138	-4.0	5.0	8.0	0.5	90.0	"Green house mode"	8.5
@ T		172,191	508,145	-4.5	5.0	8.0	0.5	90.0	"Green house mode"	8.5
@ U		172,357	509,244	-2.0	5.0	8.0	0.5	90.0	"Green house mode"	8.5
@ V		172,019	508,295	-4.0	5.0	8.0	0.5	90.0	"Green house mode"	8.5
@ W		172,169	508,211	-4.2	5.0	8.0	0.5	90.0	"Green house mode"	8.5
@ X		171,961	508,194	-3.9	5.0	8.0	0.5	90.0	"Green house mode"	8.5
@ Y		172,235	508,658	-4.5	5.0	8.0	0.5	90.0	"Green house mode"	8.5
@ Z		172,145	508,641	-5.9	5.0	8.0	0.5	90.0	"Green house mode"	8.5
~ A		172,033	508,183	-4.0	5.0	8.0	0.5	90.0	"Green house mode"	8.5
~ B		172,115	508,204	-3.4	5.0	8.0	0.5	90.0	"Green house mode"	8.5
~ C		172,124	508,625	-5.8	5.0	8.0	0.5	90.0	"Green house mode"	8.5
~ D		172,111	508,620	-5.7	5.0	8.0	0.5	90.0	"Green house mode"	8.5
~ E		172,131	508,598	-4.3	5.0	8.0	0.5	90.0	"Green house mode"	8.5
~ F		172,142	508,588	-3.7	5.0	8.0	0.5	90.0	"Green house mode"	8.5
~ G		172,153	508,580	-3.6	5.0	8.0	0.5	90.0	"Green house mode"	8.5
~ H		172,180	508,559	-4.0	5.0	8.0	0.5	90.0	"Green house mode"	8.5
~ I		172,188	508,554	-4.0	5.0	8.0	0.5	90.0	"Green house mode"	8.5
~ J		172,211	508,541	-4.0	5.0	8.0	0.5	90.0	"Green house mode"	8.5
~ K		172,221	508,536	-4.0	5.0	8.0	0.5	90.0	"Green house mode"	8.5
~ L		172,283	508,188	-4.2	5.0	8.0	0.5	90.0	"Green house mode"	8.5
~ M		172,275	508,193	-4.4	5.0	8.0	0.5	90.0	"Green house mode"	8.5
~ N		172,271	508,196	-4.6	5.0	8.0	0.5	90.0	"Green house mode"	8.5
~ O		172,267	508,199	-4.7	5.0	8.0	0.5	90.0	"Green house mode"	8.5
~ P		172,262	508,202	-4.8	5.0	8.0	0.5	90.0	"Green house mode"	8.5
~ Q		172,254	508,208	-5.0	5.0	8.0	0.5	90.0	"Green house mode"	8.5
~ R		172,250	508,211	-5.0	5.0	8.0	0.5	90.0	"Green house mode"	8.5
~ S		172,246	508,214	-5.0	5.0	8.0	0.5	90.0	"Green house mode"	8.5
~ T		172,212	508,211	-4.9	5.0	8.0	0.5	90.0	"Green house mode"	8.5
~ U		172,210	508,207	-4.9	5.0	8.0	0.5	90.0	"Green house mode"	8.5
~ V		172,203	508,198	-5.0	5.0	8.0	0.5	90.0	"Green house mode"	8.5
~ W		172,201	508,194	-5.0	5.0	8.0	0.5	90.0	"Green house mode"	8.5
~ X		172,198	508,190	-5.0	5.0	8.0	0.5	90.0	"Green house mode"	8.5
~ Y		172,195	508,186	-5.0	5.0	8.0	0.5	90.0	"Green house mode"	8.5
~ Z		172,192	508,182	-5.0	5.0	8.0	0.5	90.0	"Green house mode"	8.5
° A		172,189	508,178	-5.0	5.0	8.0	0.5	90.0	"Green house mode"	8.5
° B		172,180	508,163	-4.9	5.0	8.0	0.5	90.0	"Green house mode"	8.5
° C		172,177	508,159	-4.7	5.0	8.0	0.5	90.0	"Green house mode"	8.5
° D		172,147	508,859	-3.6	5.0	8.0	0.5	90.0	"Green house mode"	8.5
° E		172,150	508,853	-3.5	5.0	8.0	0.5	90.0	"Green house mode"	8.5
° F		172,154	508,848	-3.4	5.0	8.0	0.5	90.0	"Green house mode"	8.5
° G		172,157	508,843	-3.5	5.0	8.0	0.5	90.0	"Green house mode"	8.5
° H		172,160	508,837	-3.5	5.0	8.0	0.5	90.0	"Green house mode"	8.5
° I		172,164	508,833	-3.6	5.0	8.0	0.5	90.0	"Green house mode"	8.5
° J		172,167	508,827	-3.7	5.0	8.0	0.5	90.0	"Green house mode"	8.5
° K		171,930	508,639	-4.4	5.0	8.0	0.5	90.0	"Green house mode"	8.5
° L		171,936	508,643	-4.6	5.0	8.0	0.5	90.0	"Green house mode"	8.5
° M		171,904	508,677	-4.3	5.0	8.0	0.5	90.0	"Green house mode"	8.5
° N		171,947	508,651	-4.9	5.0	8.0	0.5	90.0	"Green house mode"	8.5
° O		171,924	508,682	-4.8	5.0	8.0	0.5	90.0	"Green house mode"	8.5
° P		171,953	508,654	-5.0	5.0	8.0	0.5	90.0	"Green house mode"	8.5
° Q		171,930	508,685	-4.9	5.0	8.0	0.5	90.0	"Green house mode"	8.5

To be continued on next page...

SHADOW - Main Result

Calculation: Slagschaduw_WindplanBlauw_Inrichting6_Buitendijks

...continued from previous page

No.	Name	X (east)	Y (north)	Z	Width	Height	Elevation a.g.l.	Slope of window [°]	Direction mode	Eye height (ZVI) a.g.l. [m]
°R		171,972	508,669	-5.0	5.0	8.0	0.5	90.0	"Green house mode"	8.5
°S		171,935	508,688	-5.0	5.0	8.0	0.5	90.0	"Green house mode"	8.5
°T		171,978	508,659	-5.0	5.0	8.0	0.5	90.0	"Green house mode"	8.5
°U		171,955	508,702	-5.7	5.0	8.0	0.5	90.0	"Green house mode"	8.5
°V		171,995	508,639	-5.0	5.0	8.0	0.5	90.0	"Green house mode"	8.5
°W		171,985	508,647	-5.0	5.0	8.0	0.5	90.0	"Green house mode"	8.5
°X		171,971	508,626	-5.0	5.0	8.0	0.5	90.0	"Green house mode"	8.5
°Y		172,298	509,490	-4.0	5.0	8.0	0.5	90.0	"Green house mode"	8.5
°Z		172,295	509,490	-4.0	5.0	8.0	0.5	90.0	"Green house mode"	8.5
±A		172,323	509,496	-4.0	5.0	8.0	0.5	90.0	"Green house mode"	8.5
±B		172,298	509,486	-4.0	5.0	8.0	0.5	90.0	"Green house mode"	8.5
±C		172,032	508,990	-3.8	5.0	8.0	0.5	90.0	"Green house mode"	8.5
±D		172,035	508,983	-3.8	5.0	8.0	0.5	90.0	"Green house mode"	8.5
±E		172,044	508,971	-3.5	5.0	8.0	0.5	90.0	"Green house mode"	8.5
±F		172,047	508,965	-3.4	5.0	8.0	0.5	90.0	"Green house mode"	8.5
±G		172,051	508,958	-3.2	5.0	8.0	0.5	90.0	"Green house mode"	8.5
±H		172,529	508,588	-2.7	5.0	8.0	0.5	90.0	"Green house mode"	8.5
±I		172,573	508,620	-3.2	5.0	8.0	0.5	90.0	"Green house mode"	8.5
±J		172,566	508,625	-3.1	5.0	8.0	0.5	90.0	"Green house mode"	8.5
±K		172,560	508,629	-3.0	5.0	8.0	0.5	90.0	"Green house mode"	8.5
±L		172,546	508,647	-3.0	5.0	8.0	0.5	90.0	"Green house mode"	8.5
±M		172,177	509,384	-3.0	5.0	8.0	0.5	90.0	"Green house mode"	8.5
±N		172,126	509,382	-2.3	5.0	8.0	0.5	90.0	"Green house mode"	8.5
±O		172,184	509,381	-3.0	5.0	8.0	0.5	90.0	"Green house mode"	8.5
±P		172,132	509,378	-2.2	5.0	8.0	0.5	90.0	"Green house mode"	8.5
±Q		172,191	509,377	-3.0	5.0	8.0	0.5	90.0	"Green house mode"	8.5
±R		172,139	509,374	-2.1	5.0	8.0	0.5	90.0	"Green house mode"	8.5
±S		172,198	509,372	-3.0	5.0	8.0	0.5	90.0	"Green house mode"	8.5
±T		172,206	509,368	-3.0	5.0	8.0	0.5	90.0	"Green house mode"	8.5
±U		172,151	509,367	-2.3	5.0	8.0	0.5	90.0	"Green house mode"	8.5
±V		172,214	509,365	-3.0	5.0	8.0	0.5	90.0	"Green house mode"	8.5
±W		172,158	509,362	-2.4	5.0	8.0	0.5	90.0	"Green house mode"	8.5
±X		172,222	509,360	-2.8	5.0	8.0	0.5	90.0	"Green house mode"	8.5
±Y		172,164	509,358	-2.4	5.0	8.0	0.5	90.0	"Green house mode"	8.5
±Z		172,229	509,356	-2.8	5.0	8.0	0.5	90.0	"Green house mode"	8.5
²A		172,237	509,352	-2.8	5.0	8.0	0.5	90.0	"Green house mode"	8.5
²B		172,195	509,340	-2.5	5.0	8.0	0.5	90.0	"Green house mode"	8.5
²C		172,129	508,740	-4.9	5.0	8.0	0.5	90.0	"Green house mode"	8.5
²D		172,090	508,734	-4.6	5.0	8.0	0.5	90.0	"Green house mode"	8.5
²E		172,133	508,735	-4.9	5.0	8.0	0.5	90.0	"Green house mode"	8.5
²F		172,095	508,730	-4.4	5.0	8.0	0.5	90.0	"Green house mode"	8.5
²G		172,136	508,729	-4.9	5.0	8.0	0.5	90.0	"Green house mode"	8.5
²H		172,140	508,724	-5.0	5.0	8.0	0.5	90.0	"Green house mode"	8.5
²I		172,143	508,719	-5.0	5.0	8.0	0.5	90.0	"Green house mode"	8.5
²J		172,103	508,713	-4.0	5.0	8.0	0.5	90.0	"Green house mode"	8.5
²K		171,910	508,782	-2.9	5.0	8.0	0.5	90.0	"Green house mode"	8.5
²L		171,882	508,764	-2.3	5.0	8.0	0.5	90.0	"Green house mode"	8.5
²M		171,914	508,777	-3.2	5.0	8.0	0.5	90.0	"Green house mode"	8.5
²N		171,884	508,757	-2.4	5.0	8.0	0.5	90.0	"Green house mode"	8.5
²O		171,924	508,767	-4.0	5.0	8.0	0.5	90.0	"Green house mode"	8.5
²P		171,888	508,745	-3.1	5.0	8.0	0.5	90.0	"Green house mode"	8.5
²Q		171,928	508,764	-4.4	5.0	8.0	0.5	90.0	"Green house mode"	8.5
²R		171,891	508,739	-3.6	5.0	8.0	0.5	90.0	"Green house mode"	8.5
²S		171,935	508,752	-5.1	5.0	8.0	0.5	90.0	"Green house mode"	8.5
²T		171,899	508,727	-4.8	5.0	8.0	0.5	90.0	"Green house mode"	8.5
²U		171,938	508,746	-5.5	5.0	8.0	0.5	90.0	"Green house mode"	8.5
²V		171,903	508,723	-5.3	5.0	8.0	0.5	90.0	"Green house mode"	8.5
²W		171,942	508,733	-6.3	5.0	8.0	0.5	90.0	"Green house mode"	8.5
²X		171,911	508,714	-5.6	5.0	8.0	0.5	90.0	"Green house mode"	8.5
²Y		171,944	508,727	-6.6	5.0	8.0	0.5	90.0	"Green house mode"	8.5
²Z		171,916	508,709	-5.7	5.0	8.0	0.5	90.0	"Green house mode"	8.5
³A		172,001	508,527	-4.0	5.0	8.0	0.5	90.0	"Green house mode"	8.5
³B		172,016	508,506	-4.0	5.0	8.0	0.5	90.0	"Green house mode"	8.5
³C		172,005	508,533	-4.0	5.0	8.0	0.5	90.0	"Green house mode"	8.5
³D		172,020	508,512	-4.0	5.0	8.0	0.5	90.0	"Green house mode"	8.5

To be continued on next page...

SHADOW - Main Result

Calculation: Slagschaduw_WindplanBlauw_Inrichting6_Buitendijks

...continued from previous page

No.	Name	X (east)	Y (north)	Z	Width	Height	Elevation a.g.l.	Slope of window [°]	Direction mode	Eye height (ZVI) a.g.l. [m]
³E		172,012	508,539	-4.1	5.0	8.0	0.5	90.0	"Green house mode"	8.5
³F		172,027	508,519	-4.0	5.0	8.0	0.5	90.0	"Green house mode"	8.5
³G		172,017	508,544	-4.3	5.0	8.0	0.5	90.0	"Green house mode"	8.5
³H		172,031	508,524	-4.1	5.0	8.0	0.5	90.0	"Green house mode"	8.5
³I		172,305	508,513	-4.0	5.0	8.0	0.5	90.0	"Green house mode"	8.5
³J		172,282	508,501	-4.0	5.0	8.0	0.5	90.0	"Green house mode"	8.5
³K		172,310	508,510	-4.0	5.0	8.0	0.5	90.0	"Green house mode"	8.5
³L		172,295	508,485	-4.0	5.0	8.0	0.5	90.0	"Green house mode"	8.5
³M		172,325	508,500	-4.0	5.0	8.0	0.5	90.0	"Green house mode"	8.5
³N		172,311	508,476	-4.0	5.0	8.0	0.5	90.0	"Green house mode"	8.5
³O		172,330	508,496	-4.0	5.0	8.0	0.5	90.0	"Green house mode"	8.5
³P		172,324	508,467	-4.0	5.0	8.0	0.5	90.0	"Green house mode"	8.5
³Q		172,341	508,462	-4.0	5.0	8.0	0.5	90.0	"Green house mode"	8.5
³R		172,357	508,457	-4.0	5.0	8.0	0.5	90.0	"Green house mode"	8.5
³S		172,372	508,447	-3.9	5.0	8.0	0.5	90.0	"Green house mode"	8.5
³T		172,400	508,431	-3.1	5.0	8.0	0.5	90.0	"Green house mode"	8.5
³U		172,412	508,418	-3.2	5.0	8.0	0.5	90.0	"Green house mode"	8.5
³V		172,428	508,402	-3.8	5.0	8.0	0.5	90.0	"Green house mode"	8.5
³W		172,441	508,390	-4.0	5.0	8.0	0.5	90.0	"Green house mode"	8.5
³X		172,207	509,332	-2.6	5.0	8.0	0.5	90.0	"Green house mode"	8.5
³Y		172,137	508,775	-4.3	5.0	8.0	0.5	90.0	"Green house mode"	8.5
³Z		172,131	508,771	-4.4	5.0	8.0	0.5	90.0	"Green house mode"	8.5
´A		172,127	508,766	-4.6	5.0	8.0	0.5	90.0	"Green house mode"	8.5
´B		172,308	508,626	-4.0	5.0	8.0	0.5	90.0	"Green house mode"	8.5
´C		172,313	508,623	-4.0	5.0	8.0	0.5	90.0	"Green house mode"	8.5
´D		172,609	508,701	-4.0	5.0	8.0	0.5	90.0	"Green house mode"	8.5
´E		172,585	508,655	-3.0	5.0	8.0	0.5	90.0	"Green house mode"	8.5
´F		172,606	508,696	-4.0	5.0	8.0	0.5	90.0	"Green house mode"	8.5
´G		172,589	508,651	-3.0	5.0	8.0	0.5	90.0	"Green house mode"	8.5
´H		172,602	508,691	-4.0	5.0	8.0	0.5	90.0	"Green house mode"	8.5
´I		172,595	508,648	-3.0	5.0	8.0	0.5	90.0	"Green house mode"	8.5
´J		172,599	508,686	-3.8	5.0	8.0	0.5	90.0	"Green house mode"	8.5
´K		172,600	508,645	-3.0	5.0	8.0	0.5	90.0	"Green house mode"	8.5
´L		172,596	508,681	-3.6	5.0	8.0	0.5	90.0	"Green house mode"	8.5
´M		172,605	508,641	-3.0	5.0	8.0	0.5	90.0	"Green house mode"	8.5
´N		172,592	508,676	-3.5	5.0	8.0	0.5	90.0	"Green house mode"	8.5
´O		172,610	508,638	-3.0	5.0	8.0	0.5	90.0	"Green house mode"	8.5
´P		172,542	508,609	-2.8	5.0	8.0	0.5	90.0	"Green house mode"	8.5
´Q		172,595	508,605	-3.8	5.0	8.0	0.5	90.0	"Green house mode"	8.5
´R		172,588	508,610	-3.6	5.0	8.0	0.5	90.0	"Green house mode"	8.5
´S		172,533	508,595	-2.6	5.0	8.0	0.5	90.0	"Green house mode"	8.5
´T		172,580	508,615	-3.3	5.0	8.0	0.5	90.0	"Green house mode"	8.5
´U		172,106	508,708	-4.1	5.0	8.0	0.5	90.0	"Green house mode"	8.5
´V		171,893	509,085	-3.0	5.0	8.0	0.5	90.0	"Green house mode"	8.5
´W		171,896	509,080	-3.0	5.0	8.0	0.5	90.0	"Green house mode"	8.5
´X		171,899	509,075	-3.0	5.0	8.0	0.5	90.0	"Green house mode"	8.5
´Y		171,903	509,070	-3.0	5.0	8.0	0.5	90.0	"Green house mode"	8.5
´Z		171,906	509,065	-3.0	5.0	8.0	0.5	90.0	"Green house mode"	8.5
µA		171,886	509,055	-3.0	5.0	8.0	0.5	90.0	"Green house mode"	8.5
µB		171,880	509,050	-3.0	5.0	8.0	0.5	90.0	"Green house mode"	8.5
µC		171,874	509,046	-3.0	5.0	8.0	0.5	90.0	"Green house mode"	8.5
µD		171,868	509,042	-3.1	5.0	8.0	0.5	90.0	"Green house mode"	8.5
µE		171,849	509,030	-3.7	5.0	8.0	0.5	90.0	"Green house mode"	8.5
µF		171,852	509,025	-3.6	5.0	8.0	0.5	90.0	"Green house mode"	8.5
µG		171,895	508,893	-2.2	5.0	8.0	0.5	90.0	"Green house mode"	8.5
µH		171,856	509,020	-3.5	5.0	8.0	0.5	90.0	"Green house mode"	8.5
µI		171,904	508,879	-2.7	5.0	8.0	0.5	90.0	"Green house mode"	8.5
µJ		171,859	509,014	-3.4	5.0	8.0	0.5	90.0	"Green house mode"	8.5
µK		171,913	508,864	-3.4	5.0	8.0	0.5	90.0	"Green house mode"	8.5
µL		171,862	509,009	-3.4	5.0	8.0	0.5	90.0	"Green house mode"	8.5
µM		171,865	509,004	-3.3	5.0	8.0	0.5	90.0	"Green house mode"	8.5
µN		171,868	508,999	-3.2	5.0	8.0	0.5	90.0	"Green house mode"	8.5
µO		171,872	508,995	-3.2	5.0	8.0	0.5	90.0	"Green house mode"	8.5
µP		171,876	508,990	-3.3	5.0	8.0	0.5	90.0	"Green house mode"	8.5
µQ		171,888	508,968	-3.7	5.0	8.0	0.5	90.0	"Green house mode"	8.5

To be continued on next page...

SHADOW - Main Result

Calculation: Slagschaduw_WindplanBlauw_Inrichting6_Buitendijks

...continued from previous page

No.	Name	X (east)	Y (north)	Z	Width	Height	Elevation a.g.l.	Slope of window	Direction mode	Eye height (ZVI) a.g.l.
		[m]	[m]	[m]	[m]	[m]	[m]	[°]		[m]
μR		171,892	508,963	-3.5	5.0	8.0	0.5	90.0	"Green house mode"	8.5
μS		171,894	508,958	-3.3	5.0	8.0	0.5	90.0	"Green house mode"	8.5
μT		171,902	508,948	-3.1	5.0	8.0	0.5	90.0	"Green house mode"	8.5
μU		171,911	508,930	-2.8	5.0	8.0	0.5	90.0	"Green house mode"	8.5
μV		171,918	508,933	-2.9	5.0	8.0	0.5	90.0	"Green house mode"	8.5
μW		171,924	508,937	-3.0	5.0	8.0	0.5	90.0	"Green house mode"	8.5
μX		171,930	508,941	-3.1	5.0	8.0	0.5	90.0	"Green house mode"	8.5
μY		171,932	508,908	-2.5	5.0	8.0	0.5	90.0	"Green house mode"	8.5
μZ		171,935	508,903	-2.7	5.0	8.0	0.5	90.0	"Green house mode"	8.5
¶A		171,938	508,898	-2.9	5.0	8.0	0.5	90.0	"Green house mode"	8.5
¶B		171,942	508,893	-3.2	5.0	8.0	0.5	90.0	"Green house mode"	8.5
¶C		171,946	508,887	-3.5	5.0	8.0	0.5	90.0	"Green house mode"	8.5
¶D		171,949	508,883	-3.7	5.0	8.0	0.5	90.0	"Green house mode"	8.5
¶E		171,951	508,877	-3.9	5.0	8.0	0.5	90.0	"Green house mode"	8.5
¶F		171,957	508,872	-4.2	5.0	8.0	0.5	90.0	"Green house mode"	8.5
¶G		171,966	509,249	-2.5	5.0	8.0	0.5	90.0	"Green house mode"	8.5
¶H		171,970	509,254	-2.3	5.0	8.0	0.5	90.0	"Green house mode"	8.5
¶I		171,973	509,260	-2.2	5.0	8.0	0.5	90.0	"Green house mode"	8.5
¶J		171,977	509,265	-2.1	5.0	8.0	0.5	90.0	"Green house mode"	8.5
¶K		171,950	509,289	-2.4	5.0	8.0	0.5	90.0	"Green house mode"	8.5
¶L		172,027	509,302	-2.0	5.0	8.0	0.5	90.0	"Green house mode"	8.5
¶M		172,031	509,308	-2.0	5.0	8.0	0.5	90.0	"Green house mode"	8.5
¶N		171,984	509,313	-3.0	5.0	8.0	0.5	90.0	"Green house mode"	8.5
¶O		172,034	509,313	-2.1	5.0	8.0	0.5	90.0	"Green house mode"	8.5
¶P		172,001	509,328	-2.9	5.0	8.0	0.5	90.0	"Green house mode"	8.5
¶Q		172,038	509,318	-2.2	5.0	8.0	0.5	90.0	"Green house mode"	8.5
¶R		172,017	509,342	-3.0	5.0	8.0	0.5	90.0	"Green house mode"	8.5
¶S		172,091	509,352	-2.0	5.0	8.0	0.5	90.0	"Green house mode"	8.5
¶T		172,203	508,571	-4.1	5.0	8.0	0.5	90.0	"Green house mode"	8.5
¶U		172,224	508,558	-4.0	5.0	8.0	0.5	90.0	"Green house mode"	8.5
¶V		172,228	508,562	-4.0	5.0	8.0	0.5	90.0	"Green house mode"	8.5
¶W		172,212	508,584	-4.5	5.0	8.0	0.5	90.0	"Green house mode"	8.5
¶X		172,234	508,571	-4.1	5.0	8.0	0.5	90.0	"Green house mode"	8.5
¶Y		172,216	508,590	-4.7	5.0	8.0	0.5	90.0	"Green house mode"	8.5
¶Z		172,238	508,576	-4.1	5.0	8.0	0.5	90.0	"Green house mode"	8.5
·A		172,219	508,601	-4.9	5.0	8.0	0.5	90.0	"Green house mode"	8.5
·B		172,242	508,585	-4.2	5.0	8.0	0.5	90.0	"Green house mode"	8.5
·C		172,225	508,605	-4.8	5.0	8.0	0.5	90.0	"Green house mode"	8.5
·D		172,246	508,591	-4.1	5.0	8.0	0.5	90.0	"Green house mode"	8.5
·E		172,234	508,617	-4.8	5.0	8.0	0.5	90.0	"Green house mode"	8.5
·F		172,181	509,123	-3.0	5.0	8.0	0.5	90.0	"Green house mode"	8.5
·G		172,159	509,091	-3.0	5.0	8.0	0.5	90.0	"Green house mode"	8.5
·H		172,182	509,116	-3.0	5.0	8.0	0.5	90.0	"Green house mode"	8.5
·I		172,161	509,085	-3.1	5.0	8.0	0.5	90.0	"Green house mode"	8.5
·J		172,184	509,110	-3.0	5.0	8.0	0.5	90.0	"Green house mode"	8.5
·K		172,164	509,079	-3.3	5.0	8.0	0.5	90.0	"Green house mode"	8.5
·L		172,187	509,104	-3.0	5.0	8.0	0.5	90.0	"Green house mode"	8.5
·M		172,166	509,073	-3.5	5.0	8.0	0.5	90.0	"Green house mode"	8.5
·N		172,189	509,099	-3.0	5.0	8.0	0.5	90.0	"Green house mode"	8.5
·O		172,191	509,093	-3.0	5.0	8.0	0.5	90.0	"Green house mode"	8.5
·P		172,194	509,088	-3.2	5.0	8.0	0.5	90.0	"Green house mode"	8.5
·Q		172,174	509,056	-3.9	5.0	8.0	0.5	90.0	"Green house mode"	8.5
·R		172,196	509,082	-3.3	5.0	8.0	0.5	90.0	"Green house mode"	8.5
·S		172,175	509,050	-4.0	5.0	8.0	0.5	90.0	"Green house mode"	8.5
·T		172,181	509,037	-4.0	5.0	8.0	0.5	90.0	"Green house mode"	8.5
·U		172,183	509,031	-4.0	5.0	8.0	0.5	90.0	"Green house mode"	8.5
·V		172,185	509,025	-4.1	5.0	8.0	0.5	90.0	"Green house mode"	8.5
·W		172,220	508,980	-3.0	5.0	8.0	0.5	90.0	"Green house mode"	8.5
·X		172,223	508,973	-3.0	5.0	8.0	0.5	90.0	"Green house mode"	8.5
·Y		172,227	508,967	-3.0	5.0	8.0	0.5	90.0	"Green house mode"	8.5
·Z		172,231	508,961	-3.0	5.0	8.0	0.5	90.0	"Green house mode"	8.5
·A		172,236	508,952	-3.0	5.0	8.0	0.5	90.0	"Green house mode"	8.5
·B		172,056	508,884	-3.2	5.0	8.0	0.5	90.0	"Green house mode"	8.5
·C		172,059	508,879	-3.1	5.0	8.0	0.5	90.0	"Green house mode"	8.5
·D		172,061	508,872	-3.2	5.0	8.0	0.5	90.0	"Green house mode"	8.5

To be continued on next page...

SHADOW - Main Result

Calculation: Slagschaduw_WindplanBlauw_Inrichting6_Buitendijks

...continued from previous page

No.	Name	X (east)	Y (north)	Z	Width	Height	Elevation a.g.l.	Slope of window [°]	Direction mode	Eye height (ZVI) a.g.l. [m]
„E		172,065	508,867	-3.3	5.0	8.0	0.5	90.0	"Green house mode"	8.5
„F		172,067	508,861	-3.5	5.0	8.0	0.5	90.0	"Green house mode"	8.5
„G		172,070	508,856	-3.7	5.0	8.0	0.5	90.0	"Green house mode"	8.5
„H		172,074	508,851	-3.9	5.0	8.0	0.5	90.0	"Green house mode"	8.5
„I		172,423	508,308	-4.0	5.0	8.0	0.5	90.0	"Green house mode"	8.5
„J		172,456	508,411	-4.0	5.0	8.0	0.5	90.0	"Green house mode"	8.5
„K		172,438	508,329	-4.0	5.0	8.0	0.5	90.0	"Green house mode"	8.5
„L		172,463	508,421	-4.0	5.0	8.0	0.5	90.0	"Green house mode"	8.5
„M		172,093	508,410	-4.3	5.0	8.0	0.5	90.0	"Green house mode"	8.5
„N		172,103	508,425	-4.0	5.0	8.0	0.5	90.0	"Green house mode"	8.5
„O		172,129	508,413	-4.0	5.0	8.0	0.5	90.0	"Green house mode"	8.5
„P		172,461	508,365	-4.0	5.0	8.0	0.5	90.0	"Green house mode"	8.5
„Q		172,470	508,431	-4.0	5.0	8.0	0.5	90.0	"Green house mode"	8.5
„R		172,472	508,381	-4.0	5.0	8.0	0.5	90.0	"Green house mode"	8.5
„S		172,476	508,440	-4.0	5.0	8.0	0.5	90.0	"Green house mode"	8.5
„T		172,483	508,394	-4.0	5.0	8.0	0.5	90.0	"Green house mode"	8.5
„U		172,490	508,461	-4.5	5.0	8.0	0.5	90.0	"Green house mode"	8.5
„V		172,114	508,440	-4.0	5.0	8.0	0.5	90.0	"Green house mode"	8.5
„W		172,134	508,422	-4.0	5.0	8.0	0.5	90.0	"Green house mode"	8.5
„X		172,129	508,464	-4.0	5.0	8.0	0.5	90.0	"Green house mode"	8.5
„Y		172,139	508,477	-4.0	5.0	8.0	0.5	90.0	"Green house mode"	8.5
„Z		172,153	508,450	-4.0	5.0	8.0	0.5	90.0	"Green house mode"	8.5
¹A		172,145	508,491	-4.0	5.0	8.0	0.5	90.0	"Green house mode"	8.5
¹B		172,158	508,458	-4.0	5.0	8.0	0.5	90.0	"Green house mode"	8.5
¹C		172,169	508,499	-4.0	5.0	8.0	0.5	90.0	"Green house mode"	8.5
¹D		172,162	508,465	-4.0	5.0	8.0	0.5	90.0	"Green house mode"	8.5
¹E		172,181	508,490	-4.0	5.0	8.0	0.5	90.0	"Green house mode"	8.5
¹F		172,196	508,479	-4.0	5.0	8.0	0.5	90.0	"Green house mode"	8.5
¹G		172,207	508,471	-4.0	5.0	8.0	0.5	90.0	"Green house mode"	8.5
¹H		171,966	508,708	-5.9	5.0	8.0	0.5	90.0	"Green house mode"	8.5
¹I		171,964	508,623	-5.0	5.0	8.0	0.5	90.0	"Green house mode"	8.5
¹J		171,954	508,615	-5.0	5.0	8.0	0.5	90.0	"Green house mode"	8.5
¹K		171,997	508,685	-5.0	5.0	8.0	0.5	90.0	"Green house mode"	8.5
¹L		171,948	508,611	-4.9	5.0	8.0	0.5	90.0	"Green house mode"	8.5
¹M		172,001	508,669	-5.0	5.0	8.0	0.5	90.0	"Green house mode"	8.5
¹N		172,009	508,658	-5.0	5.0	8.0	0.5	90.0	"Green house mode"	8.5
¹O		172,017	508,645	-5.0	5.0	8.0	0.5	90.0	"Green house mode"	8.5
¹P		172,161	508,785	-4.0	5.0	8.0	0.5	90.0	"Green house mode"	8.5
¹Q		172,162	508,778	-4.2	5.0	8.0	0.5	90.0	"Green house mode"	8.5
¹R		172,167	508,774	-4.3	5.0	8.0	0.5	90.0	"Green house mode"	8.5
¹S		172,171	508,769	-4.5	5.0	8.0	0.5	90.0	"Green house mode"	8.5
¹T		172,171	508,762	-4.7	5.0	8.0	0.5	90.0	"Green house mode"	8.5
¹U		172,175	508,757	-4.9	5.0	8.0	0.5	90.0	"Green house mode"	8.5
¹V		172,179	508,752	-5.0	5.0	8.0	0.5	90.0	"Green house mode"	8.5
¹W		172,303	509,224	-1.2	5.0	8.0	0.5	90.0	"Green house mode"	8.5
¹X		172,284	509,194	-2.0	5.0	8.0	0.5	90.0	"Green house mode"	8.5
¹Y		172,306	509,219	-1.1	5.0	8.0	0.5	90.0	"Green house mode"	8.5
¹Z		172,285	509,188	-2.1	5.0	8.0	0.5	90.0	"Green house mode"	8.5
²A		172,308	509,213	-1.1	5.0	8.0	0.5	90.0	"Green house mode"	8.5
²B		172,310	509,208	-1.1	5.0	8.0	0.5	90.0	"Green house mode"	8.5
²C		172,291	509,176	-1.7	5.0	8.0	0.5	90.0	"Green house mode"	8.5
²D		172,313	509,202	-1.2	5.0	8.0	0.5	90.0	"Green house mode"	8.5
²E		172,293	509,170	-1.5	5.0	8.0	0.5	90.0	"Green house mode"	8.5
²F		172,315	509,197	-1.2	5.0	8.0	0.5	90.0	"Green house mode"	8.5
²G		172,295	509,164	-1.4	5.0	8.0	0.5	90.0	"Green house mode"	8.5
²H		171,927	509,114	-3.4	5.0	8.0	0.5	90.0	"Green house mode"	8.5
²I		171,921	509,110	-3.5	5.0	8.0	0.5	90.0	"Green house mode"	8.5
²J		171,915	509,106	-3.4	5.0	8.0	0.5	90.0	"Green house mode"	8.5
²K		171,908	509,103	-3.3	5.0	8.0	0.5	90.0	"Green house mode"	8.5
²L		171,890	509,090	-3.0	5.0	8.0	0.5	90.0	"Green house mode"	8.5
²M		172,238	508,621	-4.8	5.0	8.0	0.5	90.0	"Green house mode"	8.5
²N		172,263	508,602	-4.1	5.0	8.0	0.5	90.0	"Green house mode"	8.5
²O		172,252	508,627	-4.9	5.0	8.0	0.5	90.0	"Green house mode"	8.5
²P		172,272	508,604	-4.1	5.0	8.0	0.5	90.0	"Green house mode"	8.5
²Q		172,258	508,627	-4.8	5.0	8.0	0.5	90.0	"Green house mode"	8.5

To be continued on next page...

SHADOW - Main Result

Calculation: Slagschaduw_WindplanBlauw_Inrichting6_Buitendijks

...continued from previous page

No.	Name	X (east)	Y (north)	Z	Width	Height	Elevation a.g.l.	Slope of window [°]	Direction mode	Eye height (ZVI) a.g.l. [m]
°R		172,269	508,631	-4.5	5.0	8.0	0.5	90.0	"Green house mode"	8.5
°S		172,292	508,604	-4.0	5.0	8.0	0.5	90.0	"Green house mode"	8.5
°T		172,273	508,631	-4.4	5.0	8.0	0.5	90.0	"Green house mode"	8.5
°U		172,299	508,599	-4.0	5.0	8.0	0.5	90.0	"Green house mode"	8.5
°V		172,289	508,634	-4.0	5.0	8.0	0.5	90.0	"Green house mode"	8.5
°W		172,295	508,634	-4.0	5.0	8.0	0.5	90.0	"Green house mode"	8.5
°X		172,032	509,359	-2.8	5.0	8.0	0.5	90.0	"Green house mode"	8.5
°Y		172,094	509,358	-2.0	5.0	8.0	0.5	90.0	"Green house mode"	8.5
°Z		172,097	509,364	-2.0	5.0	8.0	0.5	90.0	"Green house mode"	8.5
»A		172,082	509,409	-2.2	5.0	8.0	0.5	90.0	"Green house mode"	8.5
»B		172,100	509,369	-2.0	5.0	8.0	0.5	90.0	"Green house mode"	8.5
»C		172,107	509,427	-2.9	5.0	8.0	0.5	90.0	"Green house mode"	8.5
»D		172,156	509,398	-2.9	5.0	8.0	0.5	90.0	"Green house mode"	8.5
»E		172,131	509,441	-3.0	5.0	8.0	0.5	90.0	"Green house mode"	8.5
»F		172,160	509,404	-3.0	5.0	8.0	0.5	90.0	"Green house mode"	8.5
»G		172,152	509,451	-2.8	5.0	8.0	0.5	90.0	"Green house mode"	8.5
»H		172,163	509,409	-2.8	5.0	8.0	0.5	90.0	"Green house mode"	8.5
»I		172,168	509,462	-3.0	5.0	8.0	0.5	90.0	"Green house mode"	8.5
»J		172,166	509,414	-2.7	5.0	8.0	0.5	90.0	"Green house mode"	8.5
»K		172,201	509,474	-3.0	5.0	8.0	0.5	90.0	"Green house mode"	8.5
»L		172,190	509,428	-2.5	5.0	8.0	0.5	90.0	"Green house mode"	8.5
»M		172,204	509,468	-3.0	5.0	8.0	0.5	90.0	"Green house mode"	8.5
»N		172,317	509,191	-1.2	5.0	8.0	0.5	90.0	"Green house mode"	8.5
»O		172,298	509,158	-1.3	5.0	8.0	0.5	90.0	"Green house mode"	8.5
»P		172,319	509,185	-1.2	5.0	8.0	0.5	90.0	"Green house mode"	8.5
»Q		172,300	509,153	-1.3	5.0	8.0	0.5	90.0	"Green house mode"	8.5
»R		172,305	509,140	-1.9	5.0	8.0	0.5	90.0	"Green house mode"	8.5
»S		172,307	509,134	-2.1	5.0	8.0	0.5	90.0	"Green house mode"	8.5
»T		172,310	509,128	-2.4	5.0	8.0	0.5	90.0	"Green house mode"	8.5
»U		172,341	509,089	-3.0	5.0	8.0	0.5	90.0	"Green house mode"	8.5
»V		172,345	509,082	-3.0	5.0	8.0	0.5	90.0	"Green house mode"	8.5
»W		172,349	509,076	-3.0	5.0	8.0	0.5	90.0	"Green house mode"	8.5
»X		172,353	509,070	-3.0	5.0	8.0	0.5	90.0	"Green house mode"	8.5
»Y		172,356	509,064	-3.0	5.0	8.0	0.5	90.0	"Green house mode"	8.5
»Z		172,390	509,016	-2.7	5.0	8.0	0.5	90.0	"Green house mode"	8.5
¼A		172,386	509,014	-2.7	5.0	8.0	0.5	90.0	"Green house mode"	8.5
¼B		172,375	509,007	-2.8	5.0	8.0	0.5	90.0	"Green house mode"	8.5
¼C		172,370	509,004	-2.9	5.0	8.0	0.5	90.0	"Green house mode"	8.5
¼D		172,365	509,001	-3.0	5.0	8.0	0.5	90.0	"Green house mode"	8.5
¼E		172,374	508,988	-2.9	5.0	8.0	0.5	90.0	"Green house mode"	8.5
¼F		172,379	508,991	-2.7	5.0	8.0	0.5	90.0	"Green house mode"	8.5
¼G		172,383	508,994	-2.6	5.0	8.0	0.5	90.0	"Green house mode"	8.5
¼H		172,395	508,511	-4.0	5.0	8.0	0.5	90.0	"Green house mode"	8.5
¼I		172,397	508,516	-4.0	5.0	8.0	0.5	90.0	"Green house mode"	8.5
¼J		172,403	508,529	-4.0	5.0	8.0	0.5	90.0	"Green house mode"	8.5
¼K		172,406	508,534	-4.0	5.0	8.0	0.5	90.0	"Green house mode"	8.5
¼L		172,412	508,547	-4.0	5.0	8.0	0.5	90.0	"Green house mode"	8.5
¼M		172,414	508,552	-4.0	5.0	8.0	0.5	90.0	"Green house mode"	8.5
¼N		172,494	508,411	-4.0	5.0	8.0	0.5	90.0	"Green house mode"	8.5
¼O		172,497	508,471	-4.9	5.0	8.0	0.5	90.0	"Green house mode"	8.5
¼P		172,506	508,426	-4.0	5.0	8.0	0.5	90.0	"Green house mode"	8.5
¼Q		172,505	508,482	-4.9	5.0	8.0	0.5	90.0	"Green house mode"	8.5
¼R		172,516	508,445	-4.0	5.0	8.0	0.5	90.0	"Green house mode"	8.5
¼S		172,511	508,493	-4.9	5.0	8.0	0.5	90.0	"Green house mode"	8.5
¼T		172,174	508,156	-4.5	5.0	8.0	0.5	90.0	"Green house mode"	8.5
¼U		172,172	508,151	-4.3	5.0	8.0	0.5	90.0	"Green house mode"	8.5
¼V		172,169	508,147	-4.1	5.0	8.0	0.5	90.0	"Green house mode"	8.5
¼W		172,166	508,142	-3.9	5.0	8.0	0.5	90.0	"Green house mode"	8.5
¼X		172,163	508,138	-3.7	5.0	8.0	0.5	90.0	"Green house mode"	8.5
¼Y		172,161	508,134	-3.5	5.0	8.0	0.5	90.0	"Green house mode"	8.5
¼Z		172,158	508,130	-3.4	5.0	8.0	0.5	90.0	"Green house mode"	8.5
½A		171,827	508,852	-2.4	5.0	8.0	0.5	90.0	"Green house mode"	8.5
½B		171,853	508,867	-2.0	5.0	8.0	0.5	90.0	"Green house mode"	8.5
½C		172,389	508,997	-2.4	5.0	8.0	0.5	90.0	"Green house mode"	8.5
½D		172,394	509,000	-2.2	5.0	8.0	0.5	90.0	"Green house mode"	8.5

To be continued on next page...

SHADOW - Main Result

Calculation: Slagschaduw_WindplanBlauw_Inrichting6_Buitendijks

...continued from previous page

No.	Name	X (east)	Y (north)	Z	Width	Height	Elevation a.g.l.	Slope of window [°]	Direction mode	Eye height (ZVI) a.g.l. [m]
½ E		172,400	509,003	-2.1	5.0	8.0	0.5	90.0	"Green house mode"	8.5
½ F		172,413	508,982	-2.6	5.0	8.0	0.5	90.0	"Green house mode"	8.5
½ G		172,320	509,501	-3.8	5.0	8.0	0.5	90.0	"Green house mode"	8.5
½ H		172,296	509,488	-4.0	5.0	8.0	0.5	90.0	"Green house mode"	8.5
½ I		172,317	509,506	-3.6	5.0	8.0	0.5	90.0	"Green house mode"	8.5
½ J		172,298	509,491	-4.0	5.0	8.0	0.5	90.0	"Green house mode"	8.5
½ K		172,295	509,492	-4.0	5.0	8.0	0.5	90.0	"Green house mode"	8.5
½ L		172,309	509,517	-3.3	5.0	8.0	0.5	90.0	"Green house mode"	8.5
½ M		172,296	509,490	-4.0	5.0	8.0	0.5	90.0	"Green house mode"	8.5
½ N		172,307	509,521	-3.2	5.0	8.0	0.5	90.0	"Green house mode"	8.5
½ O		172,300	509,486	-4.0	5.0	8.0	0.5	90.0	"Green house mode"	8.5
½ P		172,305	509,526	-3.0	5.0	8.0	0.5	90.0	"Green house mode"	8.5
½ Q		172,298	509,485	-4.0	5.0	8.0	0.5	90.0	"Green house mode"	8.5
½ R		172,302	509,530	-2.9	5.0	8.0	0.5	90.0	"Green house mode"	8.5
½ S		172,294	509,497	-3.9	5.0	8.0	0.5	90.0	"Green house mode"	8.5
½ T		172,299	509,535	-2.7	5.0	8.0	0.5	90.0	"Green house mode"	8.5
½ U		172,291	509,502	-3.8	5.0	8.0	0.5	90.0	"Green house mode"	8.5
½ V		172,296	509,539	-2.6	5.0	8.0	0.5	90.0	"Green house mode"	8.5
½ W		172,288	509,507	-3.6	5.0	8.0	0.5	90.0	"Green house mode"	8.5
½ X		172,284	509,553	-2.0	5.0	8.0	0.5	90.0	"Green house mode"	8.5
½ Y		172,285	509,511	-3.5	5.0	8.0	0.5	90.0	"Green house mode"	8.5
½ Z		172,291	509,585	-1.2	5.0	8.0	0.5	90.0	"Green house mode"	8.5
¾ A		172,267	509,582	-1.1	5.0	8.0	0.5	90.0	"Green house mode"	8.5
¾ B		172,265	509,588	-1.0	5.0	8.0	0.5	90.0	"Green house mode"	8.5
¾ C		172,046	509,095	-3.0	5.0	8.0	0.5	90.0	"Green house mode"	8.5
¾ D		172,050	509,088	-2.9	5.0	8.0	0.5	90.0	"Green house mode"	8.5
¾ E		172,054	509,081	-2.7	5.0	8.0	0.5	90.0	"Green house mode"	8.5
¾ F		172,058	509,075	-2.5	5.0	8.0	0.5	90.0	"Green house mode"	8.5
¾ G		172,061	509,069	-2.3	5.0	8.0	0.5	90.0	"Green house mode"	8.5
¾ H		172,066	509,062	-2.1	5.0	8.0	0.5	90.0	"Green house mode"	8.5
¾ I		172,051	509,048	-2.6	5.0	8.0	0.5	90.0	"Green house mode"	8.5
¾ J		172,045	509,044	-2.8	5.0	8.0	0.5	90.0	"Green house mode"	8.5
¾ K		172,038	509,041	-2.9	5.0	8.0	0.5	90.0	"Green house mode"	8.5
¾ L		172,033	509,036	-3.0	5.0	8.0	0.5	90.0	"Green house mode"	8.5
¾ M		172,111	509,338	-2.0	5.0	8.0	0.5	90.0	"Green house mode"	8.5
¾ N		172,066	509,332	-2.0	5.0	8.0	0.5	90.0	"Green house mode"	8.5
¾ O		172,118	509,334	-2.0	5.0	8.0	0.5	90.0	"Green house mode"	8.5
¾ P		172,072	509,328	-2.0	5.0	8.0	0.5	90.0	"Green house mode"	8.5
¾ Q		172,125	509,328	-2.0	5.0	8.0	0.5	90.0	"Green house mode"	8.5
¾ R		172,079	509,324	-2.0	5.0	8.0	0.5	90.0	"Green house mode"	8.5
¾ S		172,132	509,324	-2.0	5.0	8.0	0.5	90.0	"Green house mode"	8.5
¾ T		172,139	509,319	-2.0	5.0	8.0	0.5	90.0	"Green house mode"	8.5
¾ U		172,091	509,317	-2.0	5.0	8.0	0.5	90.0	"Green house mode"	8.5
¾ V		172,145	509,315	-2.0	5.0	8.0	0.5	90.0	"Green house mode"	8.5
¾ W		172,156	509,313	-2.0	5.0	8.0	0.5	90.0	"Green house mode"	8.5
¾ X		172,102	509,308	-2.0	5.0	8.0	0.5	90.0	"Green house mode"	8.5
¾ Y		172,162	509,309	-2.0	5.0	8.0	0.5	90.0	"Green house mode"	8.5
¾ Z		172,169	509,305	-2.0	5.0	8.0	0.5	90.0	"Green house mode"	8.5
¿A		172,120	509,297	-2.0	5.0	8.0	0.5	90.0	"Green house mode"	8.5
¿B		172,177	509,300	-2.0	5.0	8.0	0.5	90.0	"Green house mode"	8.5
¿C		172,132	509,289	-2.0	5.0	8.0	0.5	90.0	"Green house mode"	8.5
¿D		172,146	509,281	-2.0	5.0	8.0	0.5	90.0	"Green house mode"	8.5
¿E		172,006	509,079	-3.0	5.0	8.0	0.5	90.0	"Green house mode"	8.5
¿F		172,001	509,037	-3.0	5.0	8.0	0.5	90.0	"Green house mode"	8.5
¿G		172,009	509,073	-3.0	5.0	8.0	0.5	90.0	"Green house mode"	8.5
¿H		172,006	509,031	-3.0	5.0	8.0	0.5	90.0	"Green house mode"	8.5
¿I		172,013	509,068	-3.0	5.0	8.0	0.5	90.0	"Green house mode"	8.5
¿J		172,009	509,025	-3.2	5.0	8.0	0.5	90.0	"Green house mode"	8.5
¿K		172,016	509,063	-3.0	5.0	8.0	0.5	90.0	"Green house mode"	8.5
¿L		172,013	509,019	-3.4	5.0	8.0	0.5	90.0	"Green house mode"	8.5
¿M		172,016	509,012	-3.6	5.0	8.0	0.5	90.0	"Green house mode"	8.5
¿N		172,023	509,053	-3.0	5.0	8.0	0.5	90.0	"Green house mode"	8.5
¿O		172,285	509,601	-0.6	5.0	8.0	0.5	90.0	"Green house mode"	8.5
¿P		172,260	509,605	-0.8	5.0	8.0	0.5	90.0	"Green house mode"	8.5
¿Q		172,283	509,606	-0.5	5.0	8.0	0.5	90.0	"Green house mode"	8.5

To be continued on next page...

SHADOW - Main Result

Calculation: Slagschaduw_WindplanBlauw_Inrichting6_Buitendijks

...continued from previous page

No.	Name	X (east)	Y (north)	Z	Width	Height	Elevation a.g.l.	Slope of window [°]	Direction mode	Eye height (ZVI) a.g.l. [m]
	¿R	172,259	509,610	-0.8	5.0	8.0	0.5	90.0	"Green house mode"	8.5
	¿S	172,280	509,617	-0.2	5.0	8.0	0.5	90.0	"Green house mode"	8.5
	¿T	172,247	509,651	-2.2	5.0	8.0	0.5	90.0	"Green house mode"	8.5
	¿U	172,279	509,623	-0.3	5.0	8.0	0.5	90.0	"Green house mode"	8.5
	¿V	172,245	509,657	-2.5	5.0	8.0	0.5	90.0	"Green house mode"	8.5
	¿W	172,277	509,634	-0.4	5.0	8.0	0.5	90.0	"Green house mode"	8.5
	¿X	172,240	509,673	-3.1	5.0	8.0	0.5	90.0	"Green house mode"	8.5
	¿Y	172,275	509,639	-0.5	5.0	8.0	0.5	90.0	"Green house mode"	8.5
	¿Z	172,238	509,679	-3.3	5.0	8.0	0.5	90.0	"Green house mode"	8.5
	AA	172,273	509,647	-0.7	5.0	8.0	0.5	90.0	"Green house mode"	8.5
	AB	172,270	509,655	-1.0	5.0	8.0	0.5	90.0	"Green house mode"	8.5
	AC	172,266	509,664	-1.4	5.0	8.0	0.5	90.0	"Green house mode"	8.5
	AD	172,264	509,672	-1.7	5.0	8.0	0.5	90.0	"Green house mode"	8.5
	AE	172,309	508,170	-4.0	5.0	8.0	0.5	90.0	"Green house mode"	8.5
	AF	172,304	508,173	-4.0	5.0	8.0	0.5	90.0	"Green house mode"	8.5
	AG	172,300	508,176	-4.0	5.0	8.0	0.5	90.0	"Green house mode"	8.5
	AH	172,296	508,179	-4.0	5.0	8.0	0.5	90.0	"Green house mode"	8.5
	AI	172,292	508,182	-4.0	5.0	8.0	0.5	90.0	"Green house mode"	8.5
	AJ	172,287	508,185	-4.1	5.0	8.0	0.5	90.0	"Green house mode"	8.5
	AK	171,799	508,810	-1.8	5.0	8.0	0.5	90.0	"Green house mode"	8.5
	AL	171,807	508,796	-1.4	5.0	8.0	0.5	90.0	"Green house mode"	8.5
	AM	171,848	508,761	-1.3	5.0	8.0	0.5	90.0	"Green house mode"	8.5
	AN	171,789	508,826	-1.9	5.0	8.0	0.5	90.0	"Green house mode"	8.5
	AO	171,848	508,746	-1.3	5.0	8.0	0.5	90.0	"Green house mode"	8.5
	AP	171,850	508,738	-1.6	5.0	8.0	0.5	90.0	"Green house mode"	8.5
	AQ	171,856	508,725	-2.3	5.0	8.0	0.5	90.0	"Green house mode"	8.5
	AR	171,858	508,719	-2.6	5.0	8.0	0.5	90.0	"Green house mode"	8.5
	AS	171,867	508,707	-3.4	5.0	8.0	0.5	90.0	"Green house mode"	8.5
	AT	171,870	508,702	-3.6	5.0	8.0	0.5	90.0	"Green house mode"	8.5
	AU	171,881	508,691	-4.1	5.0	8.0	0.5	90.0	"Green house mode"	8.5
	AV	171,887	508,686	-4.2	5.0	8.0	0.5	90.0	"Green house mode"	8.5
	AW	171,897	508,677	-4.1	5.0	8.0	0.5	90.0	"Green house mode"	8.5
	AX	171,907	508,627	-3.6	5.0	8.0	0.5	90.0	"Green house mode"	8.5
	AY	171,918	508,612	-4.1	5.0	8.0	0.5	90.0	"Green house mode"	8.5
	AZ	171,926	508,597	-4.3	5.0	8.0	0.5	90.0	"Green house mode"	8.5
	AA	172,524	509,123	-3.0	5.0	8.0	0.5	90.0	"Green house mode"	8.5
	AB	172,593	509,181	-1.4	5.0	8.0	0.5	90.0	"Green house mode"	8.5
	AC	172,510	509,133	-3.0	5.0	8.0	0.5	90.0	"Green house mode"	8.5
	AD	172,592	509,170	-2.1	5.0	8.0	0.5	90.0	"Green house mode"	8.5
	AE	172,467	509,166	-3.0	5.0	8.0	0.5	90.0	"Green house mode"	8.5
	AF	172,462	509,161	-3.0	5.0	8.0	0.5	90.0	"Green house mode"	8.5
	AG	172,400	508,349	-4.0	5.0	8.0	0.5	90.0	"Green house mode"	8.5
	AH	172,058	508,695	-5.0	5.0	8.0	0.5	90.0	"Green house mode"	8.5
	AI	172,327	508,594	-4.0	5.0	8.0	0.5	90.0	"Green house mode"	8.5
	AJ	171,891	509,505	-4.1	5.0	8.0	0.5	90.0	"Green house mode"	8.5
	AK	172,544	508,372	-3.8	5.0	8.0	0.5	90.0	"Green house mode"	8.5
	AL	172,050	508,315	-3.6	5.0	8.0	0.5	90.0	"Green house mode"	8.5
	AM	172,327	508,198	-4.0	5.0	8.0	0.5	90.0	"Green house mode"	8.5
	AN	172,293	508,052	-4.7	5.0	8.0	0.5	90.0	"Green house mode"	8.5
	AO	171,983	509,097	-3.0	5.0	8.0	0.5	90.0	"Green house mode"	8.5
	AP	172,278	508,886	-3.5	5.0	8.0	0.5	90.0	"Green house mode"	8.5
	AQ	172,045	508,762	-4.7	5.0	8.0	0.5	90.0	"Green house mode"	8.5
	AR	172,170	508,326	-4.2	5.0	8.0	0.5	90.0	"Green house mode"	8.5
	AS	172,427	508,707	-4.3	5.0	8.0	0.5	90.0	"Green house mode"	8.5
	AT	172,521	509,275	-3.7	5.0	8.0	0.5	90.0	"Green house mode"	8.5
	AU	172,159	508,398	-4.0	5.0	8.0	0.5	90.0	"Green house mode"	8.5
	AV	171,904	509,613	-4.2	5.0	8.0	0.5	90.0	"Green house mode"	8.5
	AW	171,916	509,045	-3.0	5.0	8.0	0.5	90.0	"Green house mode"	8.5
	AX	172,542	509,114	-2.9	5.0	8.0	0.5	90.0	"Green house mode"	8.5
	AY	172,380	508,479	-3.7	5.0	8.0	0.5	90.0	"Green house mode"	8.5
	AZ	172,501	509,145	-3.0	5.0	8.0	0.5	90.0	"Green house mode"	8.5
	AA	172,333	509,045	-3.0	5.0	8.0	0.5	90.0	"Green house mode"	8.5
	AB	171,999	508,571	-5.0	5.0	8.0	0.5	90.0	"Green house mode"	8.5
	AC	171,862	508,781	-1.6	5.0	8.0	0.5	90.0	"Green house mode"	8.5
	AD	171,771	509,151	-3.9	5.0	8.0	0.5	90.0	"Green house mode"	8.5

To be continued on next page...

SHADOW - Main Result

Calculation: Slagschaduw_WindplanBlauw_Inrichting6_Buitendijks

...continued from previous page

No.	Name	X (east)	Y (north)	Z	Width	Height	Elevation a.g.l.	Slope of window [°]	Direction mode	Eye height (ZVI) a.g.l. [m]
ÂE		172,208	509,300	-2.0	5.0	8.0	0.5	90.0	"Green house mode"	8.5
ÂF		172,338	509,590	-1.9	5.0	8.0	0.5	90.0	"Green house mode"	8.5
ÂG		172,444	509,144	-3.0	5.0	8.0	0.5	90.0	"Green house mode"	8.5
ÂH		172,718	508,672	-3.1	5.0	8.0	0.5	90.0	"Green house mode"	8.5
ÂI		172,663	508,852	-3.9	5.0	8.0	0.5	90.0	"Green house mode"	8.5
ÂJ		172,016	509,216	-1.3	5.0	8.0	0.5	90.0	"Green house mode"	8.5
ÂK		172,472	509,191	-3.0	5.0	8.0	0.5	90.0	"Green house mode"	8.5
ÂL		172,681	508,977	-3.2	5.0	8.0	0.5	90.0	"Green house mode"	8.5
ÂM		172,751	508,809	-3.0	5.0	8.0	0.5	90.0	"Green house mode"	8.5
ÂN		172,254	509,501	-3.8	5.0	8.0	0.5	90.0	"Green house mode"	8.5
ÂO		172,201	509,631	-2.9	5.0	8.0	0.5	90.0	"Green house mode"	8.5
ÂP		172,719	508,714	-3.8	5.0	8.0	0.5	90.0	"Green house mode"	8.5
ÂQ		172,520	508,944	-3.3	5.0	8.0	0.5	90.0	"Green house mode"	8.5
ÂR		172,496	508,886	-2.8	5.0	8.0	0.5	90.0	"Green house mode"	8.5
ÂS		172,557	508,885	-3.7	5.0	8.0	0.5	90.0	"Green house mode"	8.5
ÂT		172,556	508,796	-3.3	5.0	8.0	0.5	90.0	"Green house mode"	8.5
ÂU		172,288	509,701	-1.4	5.0	8.0	0.5	90.0	"Green house mode"	8.5
ÂV		172,306	509,726	-2.5	5.0	8.0	0.5	90.0	"Green house mode"	8.5
ÂW		172,282	509,696	-1.2	5.0	8.0	0.5	90.0	"Green house mode"	8.5
ÂX		172,296	509,723	-2.4	5.0	8.0	0.5	90.0	"Green house mode"	8.5
ÂY		172,276	509,694	-1.4	5.0	8.0	0.5	90.0	"Green house mode"	8.5
ÂZ		172,286	509,721	-2.3	5.0	8.0	0.5	90.0	"Green house mode"	8.5
ÂA		172,266	509,695	-1.8	5.0	8.0	0.5	90.0	"Green house mode"	8.5
ÂB		172,278	509,718	-2.2	5.0	8.0	0.5	90.0	"Green house mode"	8.5
ÂC		172,259	509,693	-2.1	5.0	8.0	0.5	90.0	"Green house mode"	8.5
ÂD		172,212	509,675	-4.0	5.0	8.0	0.5	90.0	"Green house mode"	8.5
ÂE		172,261	509,714	-2.1	5.0	8.0	0.5	90.0	"Green house mode"	8.5
ÂF		172,206	509,673	-3.8	5.0	8.0	0.5	90.0	"Green house mode"	8.5
ÂG		172,229	509,705	-2.7	5.0	8.0	0.5	90.0	"Green house mode"	8.5
ÂH		172,194	509,669	-3.5	5.0	8.0	0.5	90.0	"Green house mode"	8.5
ÂI		172,219	509,702	-3.1	5.0	8.0	0.5	90.0	"Green house mode"	8.5
ÂJ		172,075	509,625	-2.8	5.0	8.0	0.5	90.0	"Green house mode"	8.5
ÂK		172,207	509,698	-3.4	5.0	8.0	0.5	90.0	"Green house mode"	8.5
ÂL		172,053	509,627	-3.0	5.0	8.0	0.5	90.0	"Green house mode"	8.5
ÂM		172,195	509,694	-3.3	5.0	8.0	0.5	90.0	"Green house mode"	8.5
ÂN		172,028	509,641	-3.8	5.0	8.0	0.5	90.0	"Green house mode"	8.5
ÂO		172,183	509,691	-3.1	5.0	8.0	0.5	90.0	"Green house mode"	8.5
ÂP		172,007	509,643	-4.4	5.0	8.0	0.5	90.0	"Green house mode"	8.5
ÂQ		172,173	509,689	-3.0	5.0	8.0	0.5	90.0	"Green house mode"	8.5
ÂR		171,985	509,638	-5.0	5.0	8.0	0.5	90.0	"Green house mode"	8.5
ÂS		172,160	509,684	-2.6	5.0	8.0	0.5	90.0	"Green house mode"	8.5
ÂT		171,964	509,632	-5.0	5.0	8.0	0.5	90.0	"Green house mode"	8.5
ÂU		172,152	509,680	-2.4	5.0	8.0	0.5	90.0	"Green house mode"	8.5
ÂV		171,944	509,627	-4.9	5.0	8.0	0.5	90.0	"Green house mode"	8.5
ÂW		172,144	509,677	-2.3	5.0	8.0	0.5	90.0	"Green house mode"	8.5
ÂX		171,924	509,622	-4.5	5.0	8.0	0.5	90.0	"Green house mode"	8.5
ÂY		172,131	509,668	-2.4	5.0	8.0	0.5	90.0	"Green house mode"	8.5
ÂZ		172,114	509,658	-2.7	5.0	8.0	0.5	90.0	"Green house mode"	8.5
ÂA		171,885	509,599	-5.0	5.0	8.0	0.5	90.0	"Green house mode"	8.5
ÂB		171,876	509,576	-5.9	5.0	8.0	0.5	90.0	"Green house mode"	8.5
ÂC		172,038	508,977	-3.7	5.0	8.0	0.5	90.0	"Green house mode"	8.5
ÂD		172,170	509,061	-3.8	5.0	8.0	0.5	90.0	"Green house mode"	8.5
ÂE		171,868	508,877	-2.0	5.0	8.0	0.5	90.0	"Green house mode"	8.5
ÂF		172,289	509,590	-1.0	5.0	8.0	0.5	90.0	"Green house mode"	8.5
ÂG		172,208	508,577	-4.3	5.0	8.0	0.5	90.0	"Green house mode"	8.5
ÂH		172,148	508,442	-4.0	5.0	8.0	0.5	90.0	"Green house mode"	8.5
ÂI		172,254	508,599	-4.0	5.0	8.0	0.5	90.0	"Green house mode"	8.5
ÂJ		171,898	508,953	-3.2	5.0	8.0	0.5	90.0	"Green house mode"	8.5
ÂK		171,927	509,052	-3.0	5.0	8.0	0.5	90.0	"Green house mode"	8.5
ÂL		171,963	509,013	-3.6	5.0	8.0	0.5	90.0	"Green house mode"	8.5
ÂM		171,921	509,049	-3.0	5.0	8.0	0.5	90.0	"Green house mode"	8.5
ÂN		171,966	509,008	-3.7	5.0	8.0	0.5	90.0	"Green house mode"	8.5
ÂO		171,969	509,002	-3.9	5.0	8.0	0.5	90.0	"Green house mode"	8.5
ÂP		171,901	509,034	-3.0	5.0	8.0	0.5	90.0	"Green house mode"	8.5
ÂQ		171,973	508,998	-4.0	5.0	8.0	0.5	90.0	"Green house mode"	8.5

To be continued on next page...

SHADOW - Main Result

Calculation: Slagschaduw_WindplanBlauw_Inrichting6_Buitendijks

...continued from previous page

No.	Name	X (east)	Y (north)	Z	Width	Height	Elevation a.g.l.	Slope of window [°]	Direction mode	Eye height (ZVI) a.g.l. [m]
	ÅR	171,905	509,028	-3.0	5.0	8.0	0.5	90.0	"Green house mode"	8.5
	ÅS	171,976	508,993	-4.0	5.0	8.0	0.5	90.0	"Green house mode"	8.5
	ÅT	171,909	509,022	-3.0	5.0	8.0	0.5	90.0	"Green house mode"	8.5
	ÅU	171,913	509,016	-3.0	5.0	8.0	0.5	90.0	"Green house mode"	8.5
	ÅV	171,988	508,972	-4.0	5.0	8.0	0.5	90.0	"Green house mode"	8.5
	ÅW	171,917	509,010	-3.1	5.0	8.0	0.5	90.0	"Green house mode"	8.5
	ÅX	171,992	508,967	-4.0	5.0	8.0	0.5	90.0	"Green house mode"	8.5
	ÅY	171,995	508,961	-4.0	5.0	8.0	0.5	90.0	"Green house mode"	8.5
	ÅZ	171,930	508,986	-3.5	5.0	8.0	0.5	90.0	"Green house mode"	8.5
	ÅA	171,999	508,956	-3.9	5.0	8.0	0.5	90.0	"Green house mode"	8.5
	ÅB	171,935	508,980	-3.6	5.0	8.0	0.5	90.0	"Green house mode"	8.5
	ÅC	172,003	508,951	-3.8	5.0	8.0	0.5	90.0	"Green house mode"	8.5
	ÅD	171,939	508,975	-3.7	5.0	8.0	0.5	90.0	"Green house mode"	8.5
	ÅE	172,012	508,933	-3.4	5.0	8.0	0.5	90.0	"Green house mode"	8.5
	ÅF	171,941	508,967	-3.7	5.0	8.0	0.5	90.0	"Green house mode"	8.5
	ÅG	172,019	508,937	-3.2	5.0	8.0	0.5	90.0	"Green house mode"	8.5
	ÅH	171,945	508,961	-3.7	5.0	8.0	0.5	90.0	"Green house mode"	8.5
	ÅI	172,025	508,941	-3.1	5.0	8.0	0.5	90.0	"Green house mode"	8.5
	ÅJ	171,951	508,956	-3.6	5.0	8.0	0.5	90.0	"Green house mode"	8.5
	ÅK	172,031	508,945	-3.2	5.0	8.0	0.5	90.0	"Green house mode"	8.5
	ÅL	172,094	509,264	-2.0	5.0	8.0	0.5	90.0	"Green house mode"	8.5
	ÅM	172,028	509,505	-3.9	5.0	8.0	0.5	90.0	"Green house mode"	8.5
	ÅN	172,455	508,288	-3.9	5.0	8.0	0.5	90.0	"Green house mode"	8.5
	ÅO	172,163	508,202	-4.4	5.0	8.0	0.5	90.0	"Green house mode"	8.5
	ÅP	172,356	508,210	-4.4	5.0	8.0	0.5	90.0	"Green house mode"	8.5
	ÅQ	172,388	509,302	-2.1	5.0	8.0	0.5	90.0	"Green house mode"	8.5
	ÅR	172,258	508,205	-4.9	5.0	8.0	0.5	90.0	"Green house mode"	8.5
	ÅS	172,206	508,202	-4.9	5.0	8.0	0.5	90.0	"Green house mode"	8.5
	ÅT	171,967	509,299	-2.7	5.0	8.0	0.5	90.0	"Green house mode"	8.5
	ÅU	172,181	509,348	-2.4	5.0	8.0	0.5	90.0	"Green house mode"	8.5
	ÅV	172,281	508,306	-4.0	5.0	8.0	0.5	90.0	"Green house mode"	8.5
	ÅW	172,317	508,279	-4.2	5.0	8.0	0.5	90.0	"Green house mode"	8.5
	ÅX	172,407	509,299	-2.0	5.0	8.0	0.5	90.0	"Green house mode"	8.5
	ÅY	172,131	508,074	-1.8	5.0	8.0	0.5	90.0	"Green house mode"	8.5
	ÅZ	172,446	508,669	-4.2	5.0	8.0	0.5	90.0	"Green house mode"	8.5
	ÆA	172,410	509,206	-2.8	5.0	8.0	0.5	90.0	"Green house mode"	8.5
	ÆB	171,797	509,322	-3.0	5.0	8.0	0.5	90.0	"Green house mode"	8.5
	ÆC	172,215	508,423	-4.0	5.0	8.0	0.5	90.0	"Green house mode"	8.5
	ÆD	171,630	509,166	-1.7	5.0	8.0	0.5	90.0	"Green house mode"	8.5
	ÆE	172,402	508,840	-2.2	5.0	8.0	0.5	90.0	"Green house mode"	8.5
	ÆF	171,802	509,173	-4.0	5.0	8.0	0.5	90.0	"Green house mode"	8.5
	ÆG	172,354	508,484	-4.0	5.0	8.0	0.5	90.0	"Green house mode"	8.5
	ÆH	172,377	508,474	-3.7	5.0	8.0	0.5	90.0	"Green house mode"	8.5
	ÆI	172,356	508,490	-4.0	5.0	8.0	0.5	90.0	"Green house mode"	8.5
	ÆJ	172,386	508,493	-3.8	5.0	8.0	0.5	90.0	"Green house mode"	8.5
	ÆK	172,389	508,498	-3.8	5.0	8.0	0.5	90.0	"Green house mode"	8.5
	ÆL	172,204	509,294	-2.0	5.0	8.0	0.5	90.0	"Green house mode"	8.5
	ÆM	172,440	509,148	-3.0	5.0	8.0	0.5	90.0	"Green house mode"	8.5
	ÆN	172,627	508,988	-3.5	5.0	8.0	0.5	90.0	"Green house mode"	8.5
	ÆO	172,473	509,205	-3.0	5.0	8.0	0.5	90.0	"Green house mode"	8.5
	ÆP	172,686	508,973	-3.4	5.0	8.0	0.5	90.0	"Green house mode"	8.5
	ÆQ	172,713	508,814	-3.8	5.0	8.0	0.5	90.0	"Green house mode"	8.5
	ÆR	172,492	508,620	-2.9	5.0	8.0	0.5	90.0	"Green house mode"	8.5
	ÆS	172,215	509,539	-2.1	5.0	8.0	0.5	90.0	"Green house mode"	8.5
	ÆT	171,949	509,411	-3.3	5.0	8.0	0.5	90.0	"Green house mode"	8.5
	ÆU	172,633	508,665	-3.1	5.0	8.0	0.5	90.0	"Green house mode"	8.5
	ÆV	172,187	509,491	-3.0	5.0	8.0	0.5	90.0	"Green house mode"	8.5
	ÆW	172,369	508,169	-4.0	5.0	8.0	0.5	90.0	"Green house mode"	8.5
	ÆX	172,179	508,082	-4.0	5.0	8.0	0.5	90.0	"Green house mode"	8.5
	ÆY	172,020	509,058	-3.0	5.0	8.0	0.5	90.0	"Green house mode"	8.5
	ÆZ	172,326	509,491	-4.0	5.0	8.0	0.5	90.0	"Green house mode"	8.5
	ÇA	172,102	508,720	-4.0	5.0	8.0	0.5	90.0	"Green house mode"	8.5
	ÇB	172,072	508,376	-5.0	5.0	8.0	0.5	90.0	"Green house mode"	8.5
	ÇC	172,114	508,394	-4.4	5.0	8.0	0.5	90.0	"Green house mode"	8.5
	ÇD	172,086	508,366	-4.7	5.0	8.0	0.5	90.0	"Green house mode"	8.5

To be continued on next page...

SHADOW - Main Result

Calculation: Slagschaduw_WindplanBlauw_Inrichting6_Buitendijks

...continued from previous page

No.	Name	X (east)	Y (north)	Z	Width	Height	Elevation a.g.l.	Slope of window [°]	Direction mode	Eye height (ZVI) a.g.l. [m]
	QE	172,122	508,389	-4.4	5.0	8.0	0.5	90.0	"Green house mode"	8.5
	QF	172,131	508,387	-4.2	5.0	8.0	0.5	90.0	"Green house mode"	8.5
	QG	172,141	508,386	-4.0	5.0	8.0	0.5	90.0	"Green house mode"	8.5
	QH	172,151	508,390	-4.0	5.0	8.0	0.5	90.0	"Green house mode"	8.5
	QI	172,171	508,418	-4.0	5.0	8.0	0.5	90.0	"Green house mode"	8.5
	QJ	172,175	508,424	-4.0	5.0	8.0	0.5	90.0	"Green house mode"	8.5
	QK	172,181	508,432	-4.0	5.0	8.0	0.5	90.0	"Green house mode"	8.5
	QL	172,185	508,438	-4.0	5.0	8.0	0.5	90.0	"Green house mode"	8.5
	QM	172,205	508,408	-4.0	5.0	8.0	0.5	90.0	"Green house mode"	8.5
	QN	172,190	508,446	-4.0	5.0	8.0	0.5	90.0	"Green house mode"	8.5
	QO	172,210	508,415	-4.0	5.0	8.0	0.5	90.0	"Green house mode"	8.5
	QP	172,194	508,452	-4.0	5.0	8.0	0.5	90.0	"Green house mode"	8.5
	QQ	172,169	509,067	-3.7	5.0	8.0	0.5	90.0	"Green house mode"	8.5
	QR	172,289	509,182	-1.9	5.0	8.0	0.5	90.0	"Green house mode"	8.5
	QS	172,313	509,512	-3.4	5.0	8.0	0.5	90.0	"Green house mode"	8.5
	QT	172,281	508,606	-4.1	5.0	8.0	0.5	90.0	"Green house mode"	8.5
	QU	172,098	509,312	-2.0	5.0	8.0	0.5	90.0	"Green house mode"	8.5
	QV	172,538	508,025	1.5	5.0	8.0	0.5	90.0	"Green house mode"	8.5
	QW	172,436	507,877	-2.8	5.0	8.0	0.5	90.0	"Green house mode"	8.5
	QX	172,427	507,888	-2.5	5.0	8.0	0.5	90.0	"Green house mode"	8.5
	QY	171,051	510,642	-3.4	5.0	8.0	0.5	90.0	"Green house mode"	8.5
	QZ	171,360	506,653	-4.0	5.0	8.0	0.5	90.0	"Green house mode"	8.5
	EA	171,495	506,594	-4.3	5.0	8.0	0.5	90.0	"Green house mode"	8.5
	EB	171,418	507,811	-5.8	5.0	8.0	0.5	90.0	"Green house mode"	8.5
	EC	171,307	507,253	-3.3	5.0	8.0	0.5	90.0	"Green house mode"	8.5
	ED	171,310	507,198	-2.6	5.0	8.0	0.5	90.0	"Green house mode"	8.5
	EE	171,593	507,694	-5.9	5.0	8.0	0.5	90.0	"Green house mode"	8.5
	EF	171,358	509,083	-1.3	5.0	8.0	0.5	90.0	"Green house mode"	8.5
	EG	171,456	508,104	-2.9	5.0	8.0	0.5	90.0	"Green house mode"	8.5
	EH	171,096	506,101	-4.7	5.0	8.0	0.5	90.0	"Green house mode"	8.5
	EI	170,938	506,025	-4.8	5.0	8.0	0.5	90.0	"Green house mode"	8.5
	EJ	170,273	505,979	-4.6	5.0	8.0	0.5	90.0	"Green house mode"	8.5
	EK	170,194	506,034	-4.0	5.0	8.0	0.5	90.0	"Green house mode"	8.5
	EL	169,920	505,953	-3.2	5.0	8.0	0.5	90.0	"Green house mode"	8.5
	EM	169,856	505,948	-4.0	5.0	8.0	0.5	90.0	"Green house mode"	8.5
	EN	169,545	505,930	-5.0	5.0	8.0	0.5	90.0	"Green house mode"	8.5
	EO	169,177	505,979	-5.4	5.0	8.0	0.5	90.0	"Green house mode"	8.5
	EP	168,931	505,909	-4.6	5.0	8.0	0.5	90.0	"Green house mode"	8.5
	EQ	171,226	509,354	-2.4	5.0	8.0	0.5	90.0	"Green house mode"	8.5
	ER	171,240	509,325	-3.1	5.0	8.0	0.5	90.0	"Green house mode"	8.5
	ES	171,053	510,643	-3.5	5.0	8.0	0.5	90.0	"Green house mode"	8.5
	ET	171,308	509,933	-3.3	5.0	8.0	0.5	90.0	"Green house mode"	8.5
	EU	171,250	509,918	-3.1	5.0	8.0	0.5	90.0	"Green house mode"	8.5
	EV	171,393	509,624	-3.7	5.0	8.0	0.5	90.0	"Green house mode"	8.5
	EW	171,342	509,582	-5.7	5.0	8.0	0.5	90.0	"Green house mode"	8.5
	EX	168,946	511,010	-5.0	5.0	8.0	0.5	90.0	"Green house mode"	8.5
	EY	168,893	510,904	-5.0	5.0	8.0	0.5	90.0	"Green house mode"	8.5
	EZ	169,096	510,442	-4.0	5.0	8.0	0.5	90.0	"Green house mode"	8.5
	EA	169,031	510,400	-5.0	5.0	8.0	0.5	90.0	"Green house mode"	8.5
	EB	169,180	510,148	-5.5	5.0	8.0	0.5	90.0	"Green house mode"	8.5
	EC	169,113	510,124	-4.5	5.0	8.0	0.5	90.0	"Green house mode"	8.5
	ED	169,305	509,693	-4.2	5.0	8.0	0.5	90.0	"Green house mode"	8.5
	EE	169,467	509,098	-2.1	5.0	8.0	0.5	90.0	"Green house mode"	8.5
	EF	170,874	511,525	-3.1	5.0	8.0	0.5	90.0	"Green house mode"	8.5
	EG	170,810	511,508	-4.0	5.0	8.0	0.5	90.0	"Green house mode"	8.5
	EH	170,888	511,474	-3.8	5.0	8.0	0.5	90.0	"Green house mode"	8.5
	EI	170,892	511,219	-4.1	5.0	8.0	0.5	90.0	"Green house mode"	8.5
	EJ	170,966	511,190	-5.0	5.0	8.0	0.5	90.0	"Green house mode"	8.5
	EK	171,111	510,657	-3.5	5.0	8.0	0.5	90.0	"Green house mode"	8.5
	EL	169,413	509,055	-4.0	5.0	8.0	0.5	90.0	"Green house mode"	8.5
	EM	169,482	509,026	-3.9	5.0	8.0	0.5	90.0	"Green house mode"	8.5
	EN	169,425	509,011	-3.9	5.0	8.0	0.5	90.0	"Green house mode"	8.5
	EO	169,617	508,492	-5.0	5.0	8.0	0.5	90.0	"Green house mode"	8.5
	EP	169,560	508,144	-5.2	5.0	8.0	0.5	90.0	"Green house mode"	8.5
	EQ	169,627	508,114	-5.3	5.0	8.0	0.5	90.0	"Green house mode"	8.5

To be continued on next page...

SHADOW - Main Result

Calculation: Slagschaduw_WindplanBlauw_Inrichting6_Buitendijks

...continued from previous page

No.	Name	X (east)	Y (north)	Z	Width	Height	Elevation a.g.l.	Slope of window	Direction mode	Eye height (ZVI) a.g.l.
				[m]	[m]	[m]	[m]	[°]		[m]
	ÉR	169,569	508,008	-3.4	5.0	8.0	0.5	90.0	"Green house mode"	8.5
	ÉS	169,629	508,047	-3.3	5.0	8.0	0.5	90.0	"Green house mode"	8.5
	ÉT	169,588	507,444	-4.9	5.0	8.0	0.5	90.0	"Green house mode"	8.5
	ÉÚ	169,602	507,144	-4.6	5.0	8.0	0.5	90.0	"Green house mode"	8.5
	ÉV	169,660	507,146	-4.3	5.0	8.0	0.5	90.0	"Green house mode"	8.5
	ÉW	169,622	506,591	-4.7	5.0	8.0	0.5	90.0	"Green house mode"	8.5
	ÉX	169,679	506,619	-5.0	5.0	8.0	0.5	90.0	"Green house mode"	8.5
	ÉY	171,399	512,058	-3.0	5.0	8.0	0.5	90.0	"Green house mode"	8.5
	ÉZ	170,885	511,847	-3.0	5.0	8.0	0.5	90.0	"Green house mode"	8.5
	ÉA	170,621	511,770	-3.0	5.0	8.0	0.5	90.0	"Green house mode"	8.5
	ÉB	170,553	511,753	-3.0	5.0	8.0	0.5	90.0	"Green house mode"	8.5
	ÉE	169,647	507,514	-5.2	5.0	8.0	0.5	90.0	"Green house mode"	8.5
	ÉG	169,190	511,795	-4.1	5.0	8.0	0.5	90.0	"Green house mode"	8.5
	ÉH	168,750	511,734	-4.6	5.0	8.0	0.5	90.0	"Green house mode"	8.5
	ÈI	168,605	511,669	-3.4	5.0	8.0	0.5	90.0	"Green house mode"	8.5
	ÉJ	170,825	506,017	-6.1	5.0	8.0	0.5	90.0	"Green house mode"	8.5
	ÈK	169,238	509,674	-4.1	5.0	8.0	0.5	90.0	"Green house mode"	8.5
	ÈM	170,273	505,974	-4.5	5.0	8.0	0.5	90.0	"Green house mode"	8.5
	ÈN	166,930	507,813	-2.1	5.0	8.0	0.5	90.0	"Green house mode"	8.5
	ÈO	167,465	508,829	-5.2	5.0	8.0	0.5	90.0	"Green house mode"	8.5
	ÈP	165,975	507,388	-2.6	5.0	8.0	0.5	90.0	"Green house mode"	8.5
	ÈQ	166,472	510,054	-3.4	5.0	8.0	0.5	90.0	"Green house mode"	8.5
	ÈR	166,399	509,999	-3.0	5.0	8.0	0.5	90.0	"Green house mode"	8.5
	ÉT	167,323	508,333	-4.9	5.0	8.0	0.5	90.0	"Green house mode"	8.5
	ÈU	165,598	509,116	-4.1	5.0	8.0	0.5	90.0	"Green house mode"	8.5
	ÈV	165,756	509,122	-5.0	5.0	8.0	0.5	90.0	"Green house mode"	8.5
	ÈW	167,246	509,633	-3.8	5.0	8.0	0.5	90.0	"Green house mode"	8.5
	ÈX	167,362	508,869	-4.2	5.0	8.0	0.5	90.0	"Green house mode"	8.5
	ÈY	165,372	508,235	-3.5	5.0	8.0	0.5	90.0	"Green house mode"	8.5
	ÈZ	167,140	511,157	-5.0	5.0	8.0	0.5	90.0	"Green house mode"	8.5
	ÉA	167,046	510,679	-4.1	5.0	8.0	0.5	90.0	"Green house mode"	8.5
	ÉB	166,845	507,823	-3.1	5.0	8.0	0.5	90.0	"Green house mode"	8.5
	ÉC	167,167	509,613	-2.4	5.0	8.0	0.5	90.0	"Green house mode"	8.5
	ÉD	167,157	510,141	-3.5	5.0	8.0	0.5	90.0	"Green house mode"	8.5
	ÉE	166,498	509,915	-4.0	5.0	8.0	0.5	90.0	"Green house mode"	8.5
	ÉF	167,422	505,925	-4.0	5.0	8.0	0.5	90.0	"Green house mode"	8.5
	ÉG	167,550	505,857	-4.0	5.0	8.0	0.5	90.0	"Green house mode"	8.5
	ÈI	168,068	507,795	-4.8	5.0	8.0	0.5	90.0	"Green house mode"	8.5
	ÉJ	166,675	507,557	-3.3	5.0	8.0	0.5	90.0	"Green house mode"	8.5
	ÈK	167,966	508,259	-4.5	5.0	8.0	0.5	90.0	"Green house mode"	8.5
	ÈL	167,838	505,867	-3.8	5.0	8.0	0.5	90.0	"Green house mode"	8.5
	ÈM	167,486	505,922	-4.2	5.0	8.0	0.5	90.0	"Green house mode"	8.5
	ÈN	166,944	505,821	-1.9	5.0	8.0	0.5	90.0	"Green house mode"	8.5
	ÈO	167,079	511,208	-5.2	5.0	8.0	0.5	90.0	"Green house mode"	8.5
	ÈP	164,904	508,254	-4.4	5.0	8.0	0.5	90.0	"Green house mode"	8.5
	ÈQ	166,987	507,970	-4.0	5.0	8.0	0.5	90.0	"Green house mode"	8.5
	ÈR	167,112	511,181	-5.3	5.0	8.0	0.5	90.0	"Green house mode"	8.5
	ÉS	168,506	505,978	-4.7	5.0	8.0	0.5	90.0	"Green house mode"	8.5
	ÉT	167,422	509,177	-4.0	5.0	8.0	0.5	90.0	"Green house mode"	8.5
	ÈU	166,400	507,281	-4.5	5.0	8.0	0.5	90.0	"Green house mode"	8.5
	ÈV	165,559	509,078	-4.1	5.0	8.0	0.5	90.0	"Green house mode"	8.5
	ÈW	167,499	507,356	-4.1	5.0	8.0	0.5	90.0	"Green house mode"	8.5
	ÈX	165,985	509,533	-3.2	5.0	8.0	0.5	90.0	"Green house mode"	8.5
	ÈY	164,981	508,432	-4.3	5.0	8.0	0.5	90.0	"Green house mode"	8.5
	ÈZ	166,681	507,657	-2.1	5.0	8.0	0.5	90.0	"Green house mode"	8.5
	ÌA	167,383	510,785	-4.6	5.0	8.0	0.5	90.0	"Green house mode"	8.5
	ÌB	167,903	505,869	-3.5	5.0	8.0	0.5	90.0	"Green house mode"	8.5
	ÌC	166,411	509,990	-3.0	5.0	8.0	0.5	90.0	"Green house mode"	8.5
	ÌD	167,299	508,207	-3.5	5.0	8.0	0.5	90.0	"Green house mode"	8.5
	ÌE	168,442	505,864	-4.7	5.0	8.0	0.5	90.0	"Green house mode"	8.5
	ÌF	166,676	507,652	-2.2	5.0	8.0	0.5	90.0	"Green house mode"	8.5
	ÌG	167,422	510,804	-4.8	5.0	8.0	0.5	90.0	"Green house mode"	8.5

Project:

210331_WPBlauw_Slagschaduw_GekozenTurbine

Licensed user:

Witteveen+ Bos

Van Twickelostraat 2

NL-7411 SC DEVENTER

+31 570 69 76 76

WB / licenses@witteveenbos.com

Calculated:

11/13/2021 12:56 AM/3.5.552

SHADOW - Main Result

Calculation: Slagschaduw_WindplanBlauw_Inrichting6_Buitendijks

Calculation Results

Shadow receptor

No.	Name	Shadow, expected values
		Shadow hours per year [h/year]
	A	0:00
	AA	0:00
	aA	0:00
	aB	0:00
	AB	0:00
	aC	0:00
	AC	0:00
	AD	0:00
	aD	0:00
	aE	0:00
	AE	0:00
	aF	0:00
	AF	0:00
	aG	0:00
	AG	0:00
	aH	0:00
	AH	0:00
	AI	0:00
	aI	0:00
	aJ	0:00
	AJ	0:00
	AK	0:00
	aK	0:00
	AL	0:00
	aL	0:00
	aM	0:00
	AM	0:00
	aN	0:00
	AN	0:00
	AO	0:00
	aO	0:00
	aP	0:00
	AP	0:00
	AQ	0:00
	aQ	0:00
	aR	0:00
	AR	0:00
	AS	0:00
	aS	0:00
	aT	0:00
	AT	0:00
	AU	0:00
	aU	0:00
	AV	0:00
	aV	0:00
	AW	0:00
	aW	0:00
	AX	0:00
	aX	0:00
	aY	0:00
	AY	0:00
	aZ	0:00
	AZ	0:00
	B	0:00
	bA	0:00
	BA	0:00
	bB	0:00
	BB	0:00
	BC	0:00
	bC	0:00
	BD	0:00
	bD	0:00
	BE	0:00

To be continued on next page...

Project:

210331_WPBlauw_Slagschaduw_GekozenTurbine

Licensed user:

Witteveen+ Bos

Van Twickelostraat 2

NL-7411 SC DEVENTER

+31 570 69 76 76

WB / licenses@witteveenbos.com

Calculated:

11/13/2021 12:56 AM/3.5.552

SHADOW - Main Result

Calculation: Slagschaduw_WindplanBlauw_Inrichting6_Buitendijks

...continued from previous page

No.	Name	Shadow, expected values Shadow hours per year [h/year]
	bE	0:00
	Bedrijfswoning 1 Bedrijfswoning 1	0:00
	Bedrijfswoning 2 Bedrijfswoning 2	0:00
	Bedrijfswoning 3 Bedrijfswoning 3	0:00
	Bedrijfswoning 4 Bedrijfswoning 4	0:00
	Bedrijfswoning 5 Bedrijfswoning 5	0:00
	Bedrijfswoning 6 Bedrijfswoning 6	0:00
	bF	0:00
	BF	0:00
	BG	0:00
	bG	0:00
	BH	0:00
	bH	0:00
	bl	0:00
	BI	0:00
	bJ	0:00
	BJ	0:00
	bK	0:00
	BK	0:00
	BL	0:00
	bL	0:00
	bM	0:00
	BM	0:00
	BN	0:00
	bN	0:00
	BO	0:00
	bO	0:00
	BP	0:00
	bP	0:00
	BQ	0:00
	bQ	0:00
	BR	0:00
	bR	0:00
	BS	0:00
	bS	0:00
	BT	0:00
	bT	0:00
	bU	0:00
	BU	0:00
	bV	0:00
	BV	0:00
	BW	0:00
	bW	0:00
	bX	0:00
	BX	0:00
	BY	0:00
	bY	0:00
	bZ	0:00
	BZ	0:00
	C	0:00
	cA	0:00
	CA	0:00
	cB	0:00
	CB	0:00
	CC	0:00
	cC	0:00
	CD	0:00
	cD	0:00
	CE	0:00
	cE	0:00
	CF	0:00
	cF	0:00
	cG	0:00
	CG	0:00

To be continued on next page...

Project:

210331_WPBlauw_Slagschaduw_GekozenTurbine

Licensed user:

Witteveen+ Bos

Van Twickelostraat 2

NL-7411 SC DEVENTER

+31 570 69 76 76

WB / licenses@witteveenbos.com

Calculated:

11/13/2021 12:56 AM/3.5.552

SHADOW - Main Result

Calculation: Slagschaduw_WindplanBlauw_Inrichting6_Buitendijks

...continued from previous page

No.	Name	Shadow, expected values
		Shadow hours per year [h/year]
	CH	0:00
	cH	0:00
	CI	0:00
	ci	0:00
	CJ	0:00
	cJ	0:00
	CK	0:00
	cK	0:00
	CL	0:00
	cL	0:00
	CM	0:00
	cM	0:00
	cN	0:00
	CN	0:00
	CO	0:00
	cO	0:00
	cP	0:00
	CP	0:00
	cQ	0:00
	CQ	0:00
	cR	0:00
	CR	0:00
	CS	0:00
	cS	0:00
	cT	0:00
	CT	0:00
	CU	0:00
	cU	0:00
	CV	0:00
	cV	0:00
	cW	0:00
	CW	0:00
	cX	0:00
	CX	0:00
	cY	0:00
	CY	0:00
	cZ	0:00
	CZ	0:00
	D	0:00
	dA	0:00
	DA	0:00
	DB	0:00
	dB	0:00
	DC	0:00
	dC	0:00
	dD	0:00
	DD	0:00
	DE	0:00
	dE	0:00
	dF	0:00
	DF	0:00
	dG	0:00
	DG	0:00
	dH	0:00
	DH	0:00
	DI	0:00
	di	0:00
	DJ	0:00
	dJ	0:00
	DK	0:00
	dK	0:00
	dL	0:00
	DL	0:00
	DM	0:00

To be continued on next page...

Project:

210331_WPBlauw_Slagschaduw_GekozenTurbine

Licensed user:

Witteveen+ Bos

Van Twickelostraat 2

NL-7411 SC DEVENTER

+31 570 69 76 76

WB / licenses@witteveenbos.com

Calculated:

11/13/2021 12:56 AM/3.5.552

SHADOW - Main Result

Calculation: Slagschaduw_WindplanBlauw_Inrichting6_Buitendijks

...continued from previous page

No.	Name	Shadow, expected values
		Shadow hours per year [h/year]
	dM	0:00
	dN	0:00
	DN	0:00
	DO	0:00
	dO	0:00
	DP	0:00
	dP	0:00
	DQ	0:00
	dQ	0:00
	dR	0:00
	DR	0:00
	DS	0:00
	dS	0:00
	DT	0:00
	dT	0:00
	DU	0:00
	dU	0:00
	dV	0:00
	DV	0:00
	dW	0:00
	DW	0:00
	DX	0:00
	dX	0:00
	dY	0:00
	DY	0:00
	dZ	0:00
	DZ	0:00
	E	0:00
	EA	0:00
	eA	0:00
	eB	0:00
	EB	0:00
	EC	0:00
	eC	0:00
	eD	0:00
	ED	0:00
	eE	0:00
	EE	0:00
	EF	0:00
	eF	0:00
	eG	0:00
	EG	0:00
	EH	0:00
	eH	0:00
	eI	0:00
	EI	0:00
	eJ	0:00
	EJ	0:00
	EK	0:00
	eK	0:00
	EL	0:00
	eL	0:00
	eM	0:00
	EM	0:00
	eN	0:00
	EN	0:00
	EO	0:00
	eO	0:00
	eP	0:00
	EP	0:00
	eQ	0:00
	EQ	0:00
	ER	0:00
	eR	0:00

To be continued on next page...

Project:

210331_WPBlauw_Slagschaduw_GekozenTurbine

Licensed user:

Witteveen+ Bos

Van Twickelostraat 2

NL-7411 SC DEVENTER

+31 570 69 76 76

WB / licenses@witteveenbos.com

Calculated:

11/13/2021 12:56 AM/3.5.552

SHADOW - Main Result

Calculation: Slagschaduw_WindplanBlauw_Inrichting6_Buitendijks

...continued from previous page

No.	Name	Shadow, expected values
		Shadow hours per year [h/year]
	ES	0:00
	eS	0:00
	ET	0:00
	eT	0:00
	eU	0:00
	EU	0:00
	eV	0:00
	EV	0:00
	EW	0:00
	eW	0:00
	eX	0:00
	EX	0:00
	eY	0:00
	EY	0:00
	EZ	0:00
	eZ	0:00
	F	0:00
	FA	0:00
	fA	0:00
	FB	0:00
	fB	0:00
	fC	0:00
	FC	0:00
	FD	0:00
	fD	0:00
	FE	0:00
	fE	0:00
	FF	0:00
	fF	0:00
	FG	0:00
	fG	0:00
	fH	0:00
	FH	0:00
	fI	0:00
	FI	0:00
	fJ	0:00
	FJ	0:00
	FK	0:00
	fK	0:00
	FL	0:00
	fL	0:00
	fM	0:00
	FM	0:00
	FN	0:00
	fN	0:00
	FO	0:00
	fO	0:00
	fP	0:00
	FP	0:00
	FQ	0:00
	fQ	0:00
	fR	0:00
	FR	0:00
	fS	0:00
	FS	0:00
	fT	0:00
	FT	0:00
	FU	0:00
	fU	0:00
	FV	0:00
	fV	0:00
	FW	0:00
	fW	0:00
	FX	0:00

To be continued on next page...

Project:

210331_WPBlauw_Slagschaduw_GekozenTurbine

Licensed user:

Witteveen+ Bos

Van Twickelostraat 2

NL-7411 SC DEVENTER

+31 570 69 76 76

WB / licenses@witteveenbos.com

Calculated:

11/13/2021 12:56 AM/3.5.552

SHADOW - Main Result

Calculation: Slagschaduw_WindplanBlauw_Inrichting6_Buitendijks

...continued from previous page

No.	Name	Shadow, expected values Shadow hours per year [h/year]
	fX	0:00
	FY	0:00
	fY	0:00
	FZ	0:00
	fZ	0:00
	G	0:00
	GA	0:00
	gA	0:00
	gB	0:00
	GB	0:00
	GC	0:00
	gC	0:00
	GD	0:00
	gD	0:00
	GE	0:00
	gE	0:00
	Gezondheidszorg of onderwijs	0:00
	Gezondheidszorg of onderwijs	0:00
	Gezondheidszorg of onderwijs	0:00
	Gezondheidszorg of onderwijs	0:00
	Gezondheidszorg of onderwijs	0:00
	Gezondheidszorg of onderwijs	0:00
	GF	0:00
	gF	0:00
	gG	0:00
	GG	0:00
	gH	0:00
	GH	0:00
	GI	0:00
	gI	0:00
	gJ	0:00
	GJ	0:00
	GK	0:00
	gK	0:00
	GL	0:00
	gL	0:00
	GM	0:00
	gM	0:00
	GN	0:00
	gN	0:00
	GO	0:00
	gO	0:00
	gP	0:00
	GP	0:00
	gQ	0:00
	GQ	0:00
	gR	0:00
	GR	0:00
	GS	0:00
	gS	0:00
	gT	0:00
	GT	0:00
	gU	0:00
	GU	0:00
	gV	0:00
	GV	0:00
	gW	0:00
	GW	0:00
	gX	0:00
	GX	0:00
	GY	0:00
	gY	0:00
	GZ	0:00
	gZ	0:00

To be continued on next page...

Project:

210331_WPBlauw_Slagschaduw_GekozenTurbine

Licensed user:

Witteveen+ Bos

Van Twickelostraat 2

NL-7411 SC DEVENTER

+31 570 69 76 76

WB / licenses@witteveenbos.com

Calculated:

11/13/2021 12:56 AM/3.5.552

SHADOW - Main Result

Calculation: Slagschaduw_WindplanBlauw_Inrichting6_Buitendijks

...continued from previous page

No.	Name	Shadow, expected values
		Shadow hours per year [h/year]
	H	0:00
	HA	0:00
	hA	0:00
	hB	0:00
	HB	0:00
	HC	0:00
	hC	0:00
	HD	0:00
	hD	0:00
	HE	0:00
	hE	0:00
	hF	0:00
	HF	0:00
	hG	0:00
	HG	0:00
	hH	0:00
	HH	0:00
	hI	0:00
	HI	0:00
	hJ	0:00
	HJ	0:00
	hJ	0:00
	HK	0:00
	hK	0:00
	HL	0:00
	hL	0:00
	hM	0:00
	HM	0:00
	HN	0:00
	hN	0:00
	HO	0:00
	hO	0:00
	HP	0:00
	hP	0:00
	HQ	0:00
	hQ	0:00
	HR	0:00
	hR	0:00
	hS	0:00
	HS	0:00
	HT	0:00
	hT	0:00
	HU	0:00
	hU	0:00
	HV	0:00
	hV	0:00
	HW	0:00
	hW	0:00
	hX	0:00
	HX	0:00
	hY	0:00
	HY	0:00
	hZ	0:00
	HZ	0:00
	I	0:00
	iA	0:00
	IA	0:00
	IB	0:00
	iB	0:00
	IC	0:00
	iC	0:00
	iD	0:00
	ID	0:00
	IE	0:00
	iE	0:00

To be continued on next page...

Project:

210331_WPBlauw_Slagschaduw_GekozenTurbine

Licensed user:

Witteveen+ Bos

Van Twickelostraat 2

NL-7411 SC DEVENTER

+31 570 69 76 76

WB / licenses@witteveenbos.com

Calculated:

11/13/2021 12:56 AM/3.5.552

SHADOW - Main Result

Calculation: Slagschaduw_WindplanBlauw_Inrichting6_Buitendijks

...continued from previous page

No.	Name	Shadow, expected values
		Shadow hours per year [h/year]
	iF	0:00
	IF	0:00
	iG	0:00
	IG	0:00
	IH	0:00
	iH	0:00
	il	0:00
	II	0:00
	IJ	0:00
	iJ	0:00
	iK	0:00
	IK	0:00
	iL	0:00
	IL	0:00
	iM	0:00
	IM	0:00
	IN	0:00
	iN	0:00
	IO	0:00
	iO	0:00
	iP	0:00
	IP	0:00
	iQ	0:00
	IQ	0:00
	iR	0:00
	IR	0:00
	IS	0:00
	iS	0:00
	IT	0:00
	IT	0:00
	IU	0:00
	iU	0:00
	iV	0:00
	IV	0:00
	IW	0:00
	iW	0:00
	IX	0:00
	iX	0:00
	IY	0:00
	iY	0:00
	IZ	0:00
	iZ	0:00
	J	0:00
	JA	0:00
	jA	0:00
	JB	0:00
	jB	0:00
	JC	0:00
	jC	0:00
	JD	0:00
	jD	0:00
	JE	0:00
	jE	0:00
	JF	0:00
	jF	0:00
	JG	0:00
	jG	0:00
	JH	0:00
	jH	0:00
	JI	0:00
	ji	0:00
	jJ	0:00
	JJ	0:00
	JK	0:00

To be continued on next page...

Project:

210331_WPBlauw_Slagschaduw_GekozenTurbine

Licensed user:

Witteveen+ Bos

Van Twickelostraat 2

NL-7411 SC DEVENTER

+31 570 69 76 76

WB / licenses@witteveenbos.com

Calculated:

11/13/2021 12:56 AM/3.5.552

SHADOW - Main Result

Calculation: Slagschaduw_WindplanBlauw_Inrichting6_Buitendijks

...continued from previous page

No.	Name	Shadow, expected values
		Shadow hours per year [h/year]
	jK	0:00
	jL	0:00
	JL	0:00
	JM	0:00
	jM	0:00
	jN	0:00
	JN	0:00
	JO	0:00
	jO	0:00
	JP	0:00
	jP	0:00
	JQ	0:00
	jQ	0:00
	jR	0:00
	JR	0:00
	jS	0:00
	JS	0:00
	jT	0:00
	JT	0:00
	JU	0:00
	jU	0:00
	jV	0:00
	JV	0:00
	jW	0:00
	JW	0:00
	JX	0:00
	JX	0:00
	JY	0:00
	jY	0:00
	JZ	0:00
	jZ	0:00
	K	0:00
	kA	0:00
	KA	0:00
	KB	0:00
	kB	0:00
	KC	0:00
	kC	0:00
	KD	0:00
	kD	0:00
	KE	0:00
	kE	0:00
	KF	0:00
	kF	0:00
	KG	0:00
	KG	0:00
	KH	0:00
	KH	0:00
	ki	0:00
	KI	0:00
	KJ	0:00
	kJ	0:00
	KK	0:00
	kK	0:00
	KL	0:00
	kL	0:00
	kM	0:00
	KM	0:00
	KN	0:00
	KN	0:00
	KO	0:00
	KO	0:00
	kP	0:00
	KP	0:00

To be continued on next page...

Project:

210331_WPBlauw_Slagschaduw_GekozenTurbine

Licensed user:

Witteveen+ Bos

Van Twickelostraat 2

NL-7411 SC DEVENTER

+31 570 69 76 76

WB / licenses@witteveenbos.com

Calculated:

11/13/2021 12:56 AM/3.5.552

SHADOW - Main Result

Calculation: Slagschaduw_WindplanBlauw_Inrichting6_Buitendijks

...continued from previous page

No.	Name	Shadow, expected values
		Shadow hours per year [h/year]
	kQ	0:00
	KQ	0:00
	kR	0:00
	KR	0:00
	kS	0:00
	KS	0:00
	KT	0:00
	kT	0:00
	kU	0:00
	KU	0:00
	KV	0:00
	kV	0:00
	KW	0:00
	kW	0:00
	kX	0:00
	KX	0:00
	KY	0:00
	kY	0:00
	KZ	0:00
	kZ	0:00
	L	0:00
	IA	0:00
	LA	0:00
	LB	0:00
	IB	0:00
	LC	0:00
	IC	0:00
	ID	0:00
	LD	0:00
	IE	0:00
	LE	0:00
	LF	0:00
	IF	0:00
	LG	0:00
	IG	0:00
	IH	0:00
	LH	0:00
	II	0:00
	LI	0:00
	IJ	0:00
	LJ	0:00
	LK	0:00
	IK	0:00
	IL	0:00
	LL	0:00
	IM	0:00
	LM	0:00
	LN	0:00
	IN	0:00
	LO	0:00
	IO	0:00
	LP	0:00
	IP	0:00
	IQ	0:00
	LQ	0:00
	LR	0:00
	IR	0:00
	IS	0:00
	LS	0:00
	LT	0:00
	IT	0:00
	LU	0:00
	IU	0:00
	LV	0:00

To be continued on next page...

Project:

210331_WPBlauw_Slagschaduw_GekozenTurbine

Licensed user:

Witteveen+ Bos

Van Twickelostraat 2

NL-7411 SC DEVENTER

+31 570 69 76 76

WB / licenses@witteveenbos.com

Calculated:

11/13/2021 12:56 AM/3.5.552

SHADOW - Main Result

Calculation: Slagschaduw_WindplanBlauw_Inrichting6_Buitendijks

...continued from previous page

No.	Name	Shadow, expected values
		Shadow hours per year [h/year]
	IV	0:00
	IW	0:00
	LW	0:00
	IX	0:00
	LX	0:00
	LY	0:00
	IY	0:00
	IZ	0:00
	LZ	0:00
	M	0:00
	MA	0:00
	mA	0:00
	MB	0:00
	mB	0:00
	mC	0:00
	MC	0:00
	MD	0:00
	mD	0:00
	ME	0:00
	mE	0:00
	mF	0:00
	MF	0:00
	mG	0:00
	MG	0:00
	MH	0:00
	mH	0:00
	MI	0:00
	mI	0:00
	MJ	0:00
	mJ	0:00
	MK	0:00
	mK	0:00
	ML	0:00
	mL	0:00
	MM	0:00
	mM	0:00
	mN	0:00
	MN	0:00
	MO	0:00
	mO	0:00
	mP	0:00
	MP	0:00
	mQ	0:00
	MQ	0:00
	mR	0:00
	MR	0:00
	mS	0:00
	MS	0:00
	MT	0:00
	mT	0:00
	MU	0:00
	mU	0:00
	mV	0:00
	MV	0:00
	mW	0:00
	MW	0:00
	mX	0:00
	MX	0:00
	MY	0:00
	mY	0:00
	MZ	0:00
	mZ	0:00
	N	0:00
	nA	0:00

To be continued on next page...

Project:

210331_WPBlauw_Slagschaduw_GekozenTurbine

Licensed user:

Witteveen+ Bos

Van Twickelostraat 2

NL-7411 SC DEVENTER

+31 570 69 76 76

WB / licenses@witteveenbos.com

Calculated:

11/13/2021 12:56 AM/3.5.552

SHADOW - Main Result

Calculation: Slagschaduw_WindplanBlauw_Inrichting6_Buitendijks

...continued from previous page

No.	Name	Shadow, expected values
		Shadow hours per year [h/year]
	NA	0:00
	NB	0:00
	nB	0:00
	NC	0:00
	nC	0:00
	nD	0:00
	ND	0:00
	nE	0:00
	NE	0:00
	nF	0:00
	NF	0:00
	nG	0:00
	NG	0:00
	nH	0:00
	NH	0:00
	nI	0:00
	NI	0:00
	nJ	0:00
	NJ	0:00
	NK	0:00
	nK	0:00
	nL	0:00
	NL	0:00
	NM	0:00
	nM	0:00
	nN	0:00
	NN	0:00
	nO	0:00
	NO	0:00
	NP	0:00
	nP	0:00
	NQ	0:00
	nQ	0:00
	NR	0:00
	nR	0:00
	NS	0:00
	nS	0:00
	NT	0:00
	nT	0:00
	NU	0:00
	nU	0:00
	nV	0:00
	NV	0:00
	NW	0:00
	nW	0:00
	nX	0:00
	NX	0:00
	NY	0:00
	nY	0:00
	nZ	0:00
	NZ	0:00
	O	0:00
	OA	0:00
	oA	0:00
	OB	0:00
	oB	0:00
	oC	0:00
	OC	0:00
	OD	0:00
	oD	0:00
	oE	0:00
	OE	0:00
	OF	0:00
	oF	0:00

To be continued on next page...

Project:

210331_WPBlauw_Slagschaduw_GekozenTurbine

Licensed user:

Witteveen+ Bos

Van Twickelostraat 2

NL-7411 SC DEVENTER

+31 570 69 76 76

WB / licenses@witteveenbos.com

Calculated:

11/13/2021 12:56 AM/3.5.552

SHADOW - Main Result

Calculation: Slagschaduw_WindplanBlauw_Inrichting6_Buitendijks

...continued from previous page

No.	Name	Shadow, expected values
		Shadow hours per year [h/year]
	OG	0:00
	oG	0:00
	oH	0:00
	OH	0:00
	oI	0:00
	OI	0:00
	OJ	0:00
	oJ	0:00
	OK	0:00
	oK	0:00
	OL	0:00
	oL	0:00
	oM	0:00
	OM	0:00
	ON	0:00
	oN	0:00
	oO	0:00
	OO	0:00
	oP	0:00
	OP	0:00
	OQ	0:00
	oQ	0:00
	oR	0:00
	OR	0:00
	oS	0:00
	OS	0:00
	OT	0:00
	oT	0:00
	OU	0:00
	oU	0:00
	OV	0:00
	oV	0:00
	oW	0:00
	OW	0:00
	oX	0:00
	OX	0:00
	OY	0:00
	oY	0:00
	oZ	0:00
	OZ	0:00
	P	0:00
	PA	0:00
	pA	0:00
	PB	0:00
	pB	0:00
	PC	0:00
	pC	0:00
	pD	0:00
	PD	0:00
	PE	0:00
	pE	0:00
	pF	0:00
	PF	0:00
	PG	0:00
	pG	0:00
	pH	0:00
	PH	0:00
	PI	0:00
	pI	0:00
	pJ	0:00
	PJ	0:00
	PK	0:00
	pK	0:00
	pL	0:00

To be continued on next page...

Project:

210331_WPBlauw_Slagschaduw_GekozenTurbine

Licensed user:

Witteveen+ Bos

Van Twickelostraat 2

NL-7411 SC DEVENTER

+31 570 69 76 76

WB / licenses@witteveenbos.com

Calculated:

11/13/2021 12:56 AM/3.5.552

SHADOW - Main Result

Calculation: Slagschaduw_WindplanBlauw_Inrichting6_Buitendijks

...continued from previous page

No.	Name	Shadow, expected values
		Shadow hours per year [h/year]
	PL	0:00
	PM	0:00
	pM	0:00
	pN	0:00
	PN	0:00
	pO	0:00
	PO	0:00
	PP	0:00
	pP	0:00
	PQ	0:00
	pQ	0:00
	PR	0:00
	pR	0:00
	PS	0:00
	pS	0:00
	pT	0:00
	PT	0:00
	pU	0:00
	PU	0:00
	pV	0:00
	PV	0:00
	pW	0:00
	PW	0:00
	PX	0:00
	pX	0:00
	pY	0:00
	PY	0:00
	PZ	0:00
	pZ	0:00
	Q	0:00
	QA	0:00
	qA	0:00
	QB	0:00
	qB	0:00
	QC	0:00
	qC	0:00
	qD	0:00
	QD	0:00
	qE	0:00
	QE	0:00
	qF	0:00
	QF	0:00
	QG	0:00
	qG	0:00
	qH	0:00
	QH	0:00
	qI	0:00
	QI	0:00
	QJ	0:00
	qJ	0:00
	QK	0:00
	qK	0:00
	QL	0:00
	qL	0:00
	qM	0:00
	QM	0:00
	QN	0:00
	qN	0:00
	qO	0:00
	QO	0:00
	qP	0:00
	QP	0:00
	qQ	0:00
	QQ	0:00

To be continued on next page...

Project:

210331_WPBlauw_Slagschaduw_GekozenTurbine

Licensed user:

Witteveen+ Bos

Van Twickelostraat 2

NL-7411 SC DEVENTER

+31 570 69 76 76

WB / licenses@witteveenbos.com

Calculated:

11/13/2021 12:56 AM/3.5.552

SHADOW - Main Result

Calculation: Slagschaduw_WindplanBlauw_Inrichting6_Buitendijks

...continued from previous page

No.	Name	Shadow, expected values
		Shadow hours per year [h/year]
	QR	0:00
	qR	0:00
	QS	0:00
	qS	0:00
	QT	0:00
	qT	0:00
	qU	0:00
	QU	0:00
	qV	0:00
	QV	0:00
	qW	0:00
	QW	0:00
	qX	0:00
	QX	0:00
	QY	0:00
	qY	0:00
	QZ	0:00
	qZ	0:00
	R	0:00
	rA	0:00
	RA	0:00
	RB	0:00
	rB	0:00
	RC	0:00
	rC	0:00
	rD	0:00
	RD	0:00
	RE	0:00
	rE	0:00
	RF	0:00
	rF	0:00
	rG	0:00
	RG	0:00
	rH	0:00
	RH	0:00
	Ri	0:00
	ri	0:00
	RJ	0:00
	rJ	0:00
	rK	0:00
	RK	0:00
	rL	0:00
	RL	0:00
	RM	0:00
	rM	0:00
	RN	0:00
	rN	0:00
	rO	0:00
	RO	0:00
	rP	0:00
	RP	0:00
	rQ	0:00
	RQ	0:00
	rR	0:00
	RR	0:00
	rS	0:00
	RS	0:00
	rT	0:00
	RT	0:00
	RU	0:00
	rU	0:00
	rV	0:00
	RV	0:00
	rW	0:00

To be continued on next page...

Project:

210331_WPBlauw_Slagschaduw_GekozenTurbine

Licensed user:

Witteveen+ Bos

Van Twickelostraat 2

NL-7411 SC DEVENTER

+31 570 69 76 76

WB / licenses@witteveenbos.com

Calculated:

11/13/2021 12:56 AM/3.5.552

SHADOW - Main Result

Calculation: Slagschaduw_WindplanBlauw_Inrichting6_Buitendijks

...continued from previous page

No.	Name	Shadow, expected values
		Shadow hours per year [h/year]
	RW	0:00
	RX	0:00
	rX	0:00
	RY	0:00
	rY	0:00
	RZ	0:00
	rZ	0:00
	S	0:00
	sA	0:00
	SA	0:00
	SB	0:00
	sB	0:00
	sC	0:00
	SC	0:00
	sD	0:00
	SD	0:00
	sE	0:00
	SE	0:00
	SF	0:00
	sF	0:00
	SG	0:00
	sG	0:00
	sH	0:00
	SH	0:00
	SI	0:00
	sl	0:00
	sJ	0:00
	SJ	0:00
	sK	0:00
	SK	0:00
	sL	0:00
	SL	0:00
	sM	0:00
	SM	0:00
	sN	0:00
	SN	0:00
	SO	0:00
	sO	0:00
	SP	0:00
	sP	0:00
	SQ	0:00
	sQ	0:00
	SR	0:00
	sR	0:00
	sS	0:00
	SS	0:00
	sT	0:00
	ST	0:00
	sU	0:00
	SU	0:00
	SV	0:00
	sV	0:00
	SW	0:00
	sW	0:00
	SX	0:00
	sX	0:00
	SY	0:00
	sY	0:00
	sZ	0:00
	SZ	0:00
	T	0:00
	TA	0:00
	tA	0:00
	tB	0:00

To be continued on next page...

Project:

210331_WPBlauw_Slagschaduw_GekozenTurbine

Licensed user:

Witteveen+ Bos

Van Twickelostraat 2

NL-7411 SC DEVENTER

+31 570 69 76 76

WB / licenses@witteveenbos.com

Calculated:

11/13/2021 12:56 AM/3.5.552

SHADOW - Main Result

Calculation: Slagschaduw_WindplanBlauw_Inrichting6_Buitendijks

...continued from previous page

No.	Name	Shadow, expected values
		Shadow hours per year [h/year]
	TB	0:00
	tC	0:00
	TC	0:00
	TD	0:00
	tD	0:00
	TE	0:00
	tE	0:00
	tF	0:00
	TF	0:00
	TG	0:00
	tG	0:00
	tH	0:00
	TH	0:00
	tI	0:00
	TI	0:00
	tJ	0:00
	TJ	0:00
	TK	0:00
	tK	0:00
	TL	0:00
	tL	0:00
	TM	0:00
	tM	0:00
	TN	0:00
	tN	0:00
	tO	0:00
	TO	0:00
	tP	0:00
	TP	0:00
	tQ	0:00
	TQ	0:00
	tR	0:00
	TR	0:00
	TS	0:00
	tS	0:00
	TT	0:00
	tT	0:00
	TU	0:00
	tU	0:00
	TV	0:00
	tV	0:00
	tW	0:00
	TW	0:00
	TX	0:00
	tX	0:00
	TY	0:00
	tY	0:00
	TZ	0:00
	tZ	0:00
	U	0:00
	uA	0:00
	UA	0:00
	uB	0:00
	UB	0:00
	uC	0:00
	UC	0:00
	UD	0:00
	uD	0:00
	uE	0:00
	UE	0:00
	uF	0:00
	UF	0:00
	uG	0:00
	UG	0:00

To be continued on next page...

Project:

210331_WPBlauw_Slagschaduw_GekozenTurbine

Licensed user:

Witteveen+ Bos

Van Twickelostraat 2

NL-7411 SC DEVENTER

+31 570 69 76 76

WB / licenses@witteveenbos.com

Calculated:

11/13/2021 12:56 AM/3.5.552

SHADOW - Main Result

Calculation: Slagschaduw_WindplanBlauw_Inrichting6_Buitendijks

...continued from previous page

No.	Name	Shadow, expected values
		Shadow hours per year [h/year]
	uH	0:00
	UH	0:00
	UI	0:00
	uI	0:00
	UJ	0:00
	uJ	0:00
	UK	0:00
	uK	0:00
	UL	0:00
	uL	0:00
	UM	0:00
	uM	0:00
	UN	0:00
	uN	0:00
	UO	0:00
	uO	0:00
	UP	0:00
	uP	0:00
	UQ	0:00
	uQ	0:00
	uR	0:00
	UR	0:00
	US	0:00
	uS	0:00
	UT	0:00
	uT	0:00
	uU	0:00
	UU	0:00
	uV	0:00
	UV	0:00
	UW	0:00
	uW	0:00
	UX	0:00
	uX	0:00
	UY	0:00
	uY	0:00
	uZ	0:00
	UZ	0:00
	V	0:00
	vA	0:00
	VA	0:00
	VB	0:00
	vB	0:00
	vC	0:00
	VC	0:00
	vD	0:00
	VD	0:00
	vE	0:00
	VE	0:00
	vF	0:00
	VF	0:00
	VG	0:00
	vG	0:00
	vH	0:00
	VH	0:00
	VI	0:00
	vI	0:00
	vJ	0:00
	VJ	0:00
	VK	0:00
	vK	0:00
	VL	0:00
	vL	0:00
	VM	0:00

To be continued on next page...

Project:

210331_WPBlauw_Slagschaduw_GekozenTurbine

Licensed user:

Witteveen+ Bos

Van Twickelostraat 2

NL-7411 SC DEVENTER

+31 570 69 76 76

WB / licenses@witteveenbos.com

Calculated:

11/13/2021 12:56 AM/3.5.552

SHADOW - Main Result

Calculation: Slagschaduw_WindplanBlauw_Inrichting6_Buitendijks

...continued from previous page

No.	Name	Shadow, expected values
		Shadow hours per year [h/year]
	vM	0:00
	vN	0:00
	VN	0:00
	vO	0:00
	VO	0:00
	VP	0:00
	vP	0:00
	VQ	0:00
	vQ	0:00
	vR	0:00
	VR	0:00
	VS	0:00
	vS	0:00
	vT	0:00
	VT	0:00
	vU	0:00
	VU	0:00
	vV	0:00
	VV	0:00
	VW	0:00
	vW	0:00
	vX	0:00
	VX	0:00
	VY	0:00
	vY	0:00
	vZ	0:00
	VZ	0:00
	W	0:00
	WA	0:00
	wA	0:00
	WB	0:00
	wB	0:00
	wC	0:00
	WC	0:00
	wD	0:00
	WD	0:00
	WE	0:00
	wE	0:00
	wF	0:00
	WF	0:00
	WG	0:00
	wG	0:00
	WH	0:00
	wH	0:00
	WI	0:00
	wI	0:00
	wJ	0:00
	WJ	0:00
	WK	0:00
	wK	0:00
	wL	0:00
	WL	0:00
	WM	0:00
	wM	0:00
	WN	0:00
	wN	0:00
	wO	0:00
	WO	0:00
	WP	0:00
	wP	0:00
	WQ	0:00
	wQ	0:00
	wR	0:00
	WR	0:00

To be continued on next page...

Project:

210331_WPBlauw_Slagschaduw_GekozenTurbine

Licensed user:

Witteveen+ Bos

Van Twickelostraat 2

NL-7411 SC DEVENTER

+31 570 69 76 76

WB / licenses@witteveenbos.com

Calculated:

11/13/2021 12:56 AM/3.5.552

SHADOW - Main Result

Calculation: Slagschaduw_WindplanBlauw_Inrichting6_Buitendijks

...continued from previous page

No.	Name	Shadow, expected values
		Shadow hours per year [h/year]
	wS	0:00
	WS	0:00
	WT	0:00
	wT	0:00
	WU	0:00
	wU	0:00
	wV	0:00
	WV	0:00
	wW	0:00
	WW	0:00
	WX	0:00
	wX	0:00
	WY	0:00
	wY	0:00
	wZ	0:00
	WZ	0:00
	X	0:00
	xA	0:00
	XA	0:00
	XB	0:00
	xB	0:00
	xC	0:00
	XC	0:00
	XD	0:00
	xD	0:00
	xE	0:00
	XE	0:00
	XF	0:00
	xF	0:00
	XG	0:00
	xG	0:00
	XH	0:00
	xH	0:00
	XI	0:00
	XI	0:00
	XJ	0:00
	xJ	0:00
	xK	0:00
	XK	0:00
	xL	0:00
	XL	0:00
	xM	0:00
	XM	0:00
	xN	0:00
	XN	0:00
	xO	0:00
	XO	0:00
	xP	0:00
	XP	0:00
	xQ	0:00
	XQ	0:00
	XR	0:00
	xR	0:00
	XS	0:00
	xS	0:00
	XT	0:00
	xT	0:00
	xU	0:00
	XU	0:00
	xV	0:00
	XV	0:00
	XW	0:00
	xW	0:00
	xX	0:00

To be continued on next page...

Project:

210331_WPBlauw_Slagschaduw_GekozenTurbine

Licensed user:

Witteveen+ Bos

Van Twickelostraat 2

NL-7411 SC DEVENTER

+31 570 69 76 76

WB / licenses@witteveenbos.com

Calculated:

11/13/2021 12:56 AM/3.5.552

SHADOW - Main Result

Calculation: Slagschaduw_WindplanBlauw_Inrichting6_Buitendijks

...continued from previous page

No.	Name	Shadow, expected values
		Shadow hours per year [h/year]
	XX	0:00
	XY	0:00
	xY	0:00
	XZ	0:00
	xZ	0:00
	Y	0:00
	YA	0:00
	yA	0:00
	yB	0:00
	YB	0:00
	YC	0:00
	yC	0:00
	yD	0:00
	YD	0:00
	yE	0:00
	YE	0:00
	YF	0:00
	yF	0:00
	YG	0:00
	yG	0:00
	YH	0:00
	yH	0:00
	yI	0:00
	YI	0:00
	YJ	0:00
	yJ	0:00
	YK	0:00
	yK	0:00
	YL	0:00
	yL	0:00
	YM	0:00
	yM	0:00
	YN	0:00
	yN	0:00
	yO	0:00
	YO	0:00
	yP	0:00
	YP	0:00
	yQ	0:00
	YQ	0:00
	YR	0:00
	yR	0:00
	YS	0:00
	yS	0:00
	yT	0:00
	YT	0:00
	YU	0:00
	yU	0:00
	yV	0:00
	YV	0:00
	yW	0:00
	YW	0:00
	yX	0:00
	YX	0:00
	YY	0:00
	yY	0:00
	yZ	0:00
	YZ	0:00
	Z	0:00
	ZA	0:00
	zA	0:00
	zB	0:00
	ZB	0:00
	zC	0:00

To be continued on next page...

Project:

210331_WPBlauw_Slagschaduw_GekozenTurbine

Licensed user:

Witteveen+ Bos

Van Twickelostraat 2

NL-7411 SC DEVENTER

+31 570 69 76 76

WB / licenses@witteveenbos.com

Calculated:

11/13/2021 12:56 AM/3.5.552

SHADOW - Main Result

Calculation: Slagschaduw_WindplanBlauw_Inrichting6_Buitendijks

...continued from previous page

No.	Name	Shadow, expected values
		Shadow hours per year [h/year]
	ZC	0:00
	ZD	0:00
	zD	0:00
	zE	0:00
	ZE	0:00
	ZF	0:00
	zF	0:00
	ZG	0:00
	zG	0:00
	zH	0:00
	ZH	0:00
	zI	0:00
	ZI	0:00
	zJ	0:00
	ZJ	0:00
	zK	0:00
	ZK	0:00
	zL	0:00
	ZL	0:00
	zM	0:00
	ZM	0:00
	zN	0:00
	ZN	0:00
	ZO	0:00
	zO	0:00
	ZP	0:00
	zP	0:00
	ZQ	0:00
	zQ	0:00
	ZR	0:00
	zR	0:00
	zS	0:00
	ZS	0:00
	ZT	0:00
	zT	0:00
	zU	0:00
	ZU	0:00
	zV	0:00
	ZV	0:00
	zW	0:00
	ZW	0:00
	ZX	0:00
	zX	0:00
	zY	0:00
	ZY	0:00
	ZZ	0:00
	zZ	0:00
	[A	0:00
	[B	0:00
	[C	0:00
	[D	0:00
	[E	0:00
	[F	0:00
	[G	0:00
	[H	0:00
	[I	0:00
	[J	0:00
	[K	0:00
	[L	0:00
	[M	0:00
	[N	0:00
	[O	0:00
	[P	0:00
	[Q	0:00

To be continued on next page...

Project:

210331_WPBlauw_Slagschaduw_GekozenTurbine

Licensed user:

Witteveen+ Bos

Van Twickelostraat 2

NL-7411 SC DEVENTER

+31 570 69 76 76

WB / licenses@witteveenbos.com

Calculated:

11/13/2021 12:56 AM/3.5.552

SHADOW - Main Result

Calculation: Slagschaduw_WindplanBlauw_Inrichting6_Buitendijks

...continued from previous page

No.	Name	Shadow, expected values
		Shadow hours per year [h/year]
	[R	0:00
	[S	0:00
	[T	0:00
	[U	0:00
	[V	0:00
	[W	0:00
	[X	0:00
	[Y	0:00
	[Z	0:00
	\A	0:00
	\B	0:00
	\C	0:00
	\D	0:00
	\E	0:00
	\F	0:00
	\G	0:00
	\H	0:00
	\I	0:00
	\J	0:00
	\K	0:00
	\L	0:00
	\M	0:00
	\N	0:00
	\O	0:00
	\P	0:00
	\Q	0:00
	\R	0:00
	\S	0:00
	\T	0:00
	\U	0:00
	\V	0:00
	\W	0:00
	\X	0:00
	\Y	0:00
	\Z	0:00
]A	0:00
]B	0:00
]C	0:00
]D	0:00
]E	0:00
]F	0:00
]G	0:00
]H	0:00
]I	0:00
]J	0:00
]K	0:00
]L	0:00
]M	0:00
]N	0:00
]O	0:00
]P	0:00
]Q	0:00
]R	0:00
]S	0:00
]T	0:00
]U	0:00
]V	0:00
]W	0:00
]X	0:00
]Y	0:00
]Z	0:00
	^ A	0:00
	^ B	0:00
	^ C	0:00

To be continued on next page...

Project:

210331_WPBlauw_Slagschaduw_GekozenTurbine

Licensed user:

Witteveen+ Bos

Van Twickelostraat 2

NL-7411 SC DEVENTER

+31 570 69 76 76

WB / licenses@witteveenbos.com

Calculated:

11/13/2021 12:56 AM/3.5.552

SHADOW - Main Result

Calculation: Slagschaduw_WindplanBlauw_Inrichting6_Buitendijks

...continued from previous page

No.	Name	Shadow, expected values
		Shadow hours per year [h/year]
	^ D	0:00
	^ E	0:00
	^ F	0:00
	^ G	0:00
	^ H	0:00
	^ I	0:00
	^ J	0:00
	^ K	0:00
	^ L	0:00
	^ M	0:00
	^ N	0:00
	^ O	0:00
	^ P	0:00
	^ Q	0:00
	^ R	0:00
	^ S	0:00
	^ T	0:00
	^ U	0:00
	^ V	0:00
	^ W	0:00
	^ X	0:00
	^ Y	0:00
	^ Z	0:00
	_ A	0:00
	_ B	0:00
	_ C	0:00
	_ D	0:00
	_ E	0:00
	_ F	0:00
	_ G	0:00
	_ H	0:00
	_ I	0:00
	_ J	0:00
	_ K	0:00
	_ L	0:00
	_ M	0:00
	_ N	0:00
	_ O	0:00
	_ P	0:00
	_ Q	0:00
	_ R	0:00
	_ S	0:00
	_ T	0:00
	_ U	0:00
	_ V	0:00
	_ W	0:00
	_ X	0:00
	_ Y	0:00
	_ Z	0:00
	` A	0:00
	` B	0:00
	` C	0:00
	` D	0:00
	` E	0:00
	` F	0:00
	` G	0:00
	` H	0:00
	` I	0:00
	` J	0:00
	` K	0:00
	` L	0:00
	` M	0:00
	` N	0:00
	` O	0:00

To be continued on next page...

Project:

210331_WPBlauw_Slagschaduw_GekozenTurbine

Licensed user:

Witteveen+ Bos

Van Twickelostraat 2

NL-7411 SC DEVENTER

+31 570 69 76 76

WB / licenses@witteveenbos.com

Calculated:

11/13/2021 12:56 AM/3.5.552

SHADOW - Main Result

Calculation: Slagschaduw_WindplanBlauw_Inrichting6_Buitendijks

...continued from previous page

No.	Name	Shadow, expected values
		Shadow hours per year [h/year]
	`P	0:00
	`Q	0:00
	`R	0:00
	`S	0:00
	`T	0:00
	`U	0:00
	`V	0:00
	`W	0:00
	`X	0:00
	`Y	0:00
	`Z	0:00
	{A	0:00
	{B	0:00
	{C	0:00
	{D	0:00
	{E	0:00
	{F	0:00
	{G	0:00
	{H	0:00
	{I	0:00
	{J	0:00
	{K	0:00
	{L	0:00
	{M	0:00
	{N	0:00
	{O	0:00
	{P	0:00
	{Q	0:00
	{R	0:00
	{S	0:00
	{T	0:00
	{U	0:00
	{V	0:00
	{W	0:00
	{X	0:00
	{Y	0:00
	{Z	0:00
	A	0:00
	B	0:00
	C	0:00
	D	0:00
	E	0:00
	F	0:00
	G	0:00
	H	0:00
	I	0:00
	J	0:00
	K	0:00
	L	0:00
	M	0:00
	N	0:00
	O	0:00
	P	0:00
	Q	0:00
	R	0:00
	S	0:00
	T	0:00
	U	0:00
	V	0:00
	W	0:00
	X	0:00
	Y	0:00
	Z	0:00
	}A	0:00

To be continued on next page...

Project:

210331_WPBlauw_Slagschaduw_GekozenTurbine

Licensed user:

Witteveen+ Bos

Van Twickelostraat 2

NL-7411 SC DEVENTER

+31 570 69 76 76

WB / licenses@witteveenbos.com

Calculated:

11/13/2021 12:56 AM/3.5.552

SHADOW - Main Result

Calculation: Slagschaduw_WindplanBlauw_Inrichting6_Buitendijks

...continued from previous page

No.	Name	Shadow, expected values
		Shadow hours per year [h/year]
	}B	0:00
	}C	0:00
	}D	0:00
	}E	0:00
	}F	0:00
	}G	0:00
	}H	0:00
	}I	0:00
	}J	0:00
	}K	0:00
	}L	0:00
	}M	0:00
	}N	0:00
	}O	0:00
	}P	0:00
	}Q	0:00
	}R	0:00
	}S	0:00
	}T	0:00
	}U	0:00
	}V	0:00
	}W	0:00
	}X	0:00
	}Y	0:00
	}Z	0:00
	~A	0:00
	~B	0:00
	~C	0:00
	~D	0:00
	~E	0:00
	~F	0:00
	~G	0:00
	~H	0:00
	~I	0:00
	~J	0:00
	~K	0:00
	~L	0:00
	~M	0:00
	~N	0:00
	~O	0:00
	~P	0:00
	~Q	0:00
	~R	0:00
	~S	0:00
	~T	0:00
	~U	0:00
	~V	0:00
	~W	0:00
	~X	0:00
	~Y	0:00
	~Z	0:00
	•A	0:00
	•B	0:00
	•C	0:00
	•D	0:00
	•E	0:00
	•F	0:00
	•G	0:00
	•H	0:00
	•I	0:00
	•J	0:00
	•K	0:00
	•L	0:00
	•M	0:00

To be continued on next page...

Project:

210331_WPBlauw_Slagschaduw_GekozenTurbine

Licensed user:

Witteveen+ Bos

Van Twickelostraat 2

NL-7411 SC DEVENTER

+31 570 69 76 76

WB / licenses@witteveenbos.com

Calculated:

11/13/2021 12:56 AM/3.5.552

SHADOW - Main Result

Calculation: Slagschaduw_WindplanBlauw_Inrichting6_Buitendijks

...continued from previous page

No.	Name	Shadow, expected values Shadow hours per year [h/year]
	•N	0:00
	•O	0:00
	•P	0:00
	•Q	0:00
	•R	0:00
	•S	0:00
	•T	0:00
	•U	0:00
	•V	0:00
	•W	0:00
	•X	0:00
	•Y	0:00
	•Z	0:00
	?A	0:00
	?B	0:00
	?C	0:00
	?D	0:00
	?E	0:00
	?F	0:00
	?G	0:00
	?H	0:00
	?I	0:00
	?J	0:00
	?K	0:00
	?L	0:00
	?M	0:00
	?N	0:00
	?O	0:00
	?P	0:00
	?Q	0:00
	?R	0:00
	?S	0:00
	?T	0:00
	?U	0:00
	?V	0:00
	?W	0:00
	?X	0:00
	?Y	0:00
	?Z	0:00
	• A	0:00
	• B	0:00
	• C	0:00
	• D	0:00
	• E	0:00
	• F	0:00
	• G	0:00
	• H	0:00
	• I	0:00
	• J	0:00
	• K	0:00
	• L	0:00
	• M	0:00
	• N	0:00
	• O	0:00
	• P	0:00
	• Q	0:00
	• R	0:00
	• S	0:00
	• T	0:00
	• U	0:00
	• V	0:00
	• W	0:00
	• X	0:00
	• Y	0:00

To be continued on next page...

Project:

210331_WPBlauw_Slagschaduw_GekozenTurbine

Licensed user:

Witteveen+ Bos

Van Twickelostraat 2

NL-7411 SC DEVENTER

+31 570 69 76 76

WB / licenses@witteveenbos.com

Calculated:

11/13/2021 12:56 AM/3.5.552

SHADOW - Main Result

Calculation: Slagschaduw_WindplanBlauw_Inrichting6_Buitendijks

...continued from previous page

No.	Name	Shadow, expected values
		Shadow hours per year [h/year]
	• Z	0:00
	?A	0:00
	?B	0:00
	?C	0:00
	?D	0:00
	?E	0:00
	?F	0:00
	?G	0:00
	?H	0:00
	?I	0:00
	?J	0:00
	?K	0:00
	?L	0:00
	?M	0:00
	?N	0:00
	?O	0:00
	?P	0:00
	?Q	0:00
	?R	0:00
	?S	0:00
	?T	0:00
	?U	0:00
	?V	0:00
	?W	0:00
	?X	0:00
	?Y	0:00
	?Z	0:00
	?A	0:00
	?B	0:00
	?C	0:00
	?D	0:00
	?E	0:00
	?F	0:00
	?G	0:00
	?H	0:00
	?I	0:00
	?J	0:00
	?K	0:00
	?L	0:00
	?M	0:00
	?N	0:00
	?O	0:00
	?P	0:00
	?Q	0:00
	?R	0:00
	?S	0:00
	?T	0:00
	?U	0:00
	?V	0:00
	?W	0:00
	?X	0:00
	?Y	0:00
	?Z	0:00
	?A	0:00
	?B	0:00
	?C	0:00
	?D	0:00
	?E	0:00
	?F	0:00
	?G	0:00
	?H	0:00
	?I	0:00
	?J	0:00
	?K	0:00

To be continued on next page...

Project:

210331_WPBlauw_Slagschaduw_GekozenTurbine

Licensed user:

Witteveen+ Bos

Van Twickelostraat 2

NL-7411 SC DEVENTER

+31 570 69 76 76

WB / licenses@witteveenbos.com

Calculated:

11/13/2021 12:56 AM/3.5.552

SHADOW - Main Result

Calculation: Slagschaduw_WindplanBlauw_Inrichting6_Buitendijks

...continued from previous page

No.	Name	Shadow, expected values
		Shadow hours per year [h/year]
	?L	0:00
	?M	0:00
	?N	0:00
	?O	0:00
	?P	0:00
	?Q	0:00
	?R	0:00
	?S	0:00
	?T	0:00
	?U	0:00
	?V	0:00
	?W	0:00
	?X	0:00
	?Y	0:00
	?Z	0:00
	?A	0:00
	?B	0:00
	?C	0:00
	?D	0:00
	?E	0:00
	?F	0:00
	?G	0:00
	?H	0:00
	?I	0:00
	?J	0:00
	?K	0:00
	?L	0:00
	?M	0:00
	?N	0:00
	?O	0:00
	?P	0:00
	?Q	0:00
	?R	0:00
	?S	0:00
	?T	0:00
	?U	0:00
	?V	0:00
	?W	0:00
	?X	0:00
	?Y	0:00
	?Z	0:00
	?A	0:00
	?B	0:00
	?C	0:00
	?D	0:00
	?E	0:00
	?F	0:00
	?G	0:00
	?H	0:00
	?I	0:00
	?J	0:00
	?K	0:00
	?L	0:00
	?M	0:00
	?N	0:00
	?O	0:00
	?P	0:00
	?Q	0:00
	?R	0:00
	?S	0:00
	?T	0:00
	?U	0:00
	?V	0:00
	?W	0:00

To be continued on next page...

Project:

210331_WPBlauw_Slagschaduw_GekozenTurbine

Licensed user:

Witteveen+ Bos

Van Twickelostraat 2

NL-7411 SC DEVENTER

+31 570 69 76 76

WB / licenses@witteveenbos.com

Calculated:

11/13/2021 12:56 AM/3.5.552

SHADOW - Main Result

Calculation: Slagschaduw_WindplanBlauw_Inrichting6_Buitendijks

...continued from previous page

No.	Name	Shadow, expected values
		Shadow hours per year [h/year]
	?X	0:00
	?Y	0:00
	?Z	0:00
	?A	0:00
	?B	0:00
	?C	0:00
	?D	0:00
	?E	0:00
	?F	0:00
	?G	0:00
	?H	0:00
	?I	0:00
	?J	0:00
	?K	0:00
	?L	0:00
	?M	0:00
	?N	0:00
	?O	0:00
	?P	0:00
	?Q	0:00
	?R	0:00
	?S	0:00
	?T	0:00
	?U	0:00
	?V	0:00
	?W	0:00
	?X	0:00
	?Y	0:00
	?Z	0:00
	?A	0:00
	?B	0:00
	?C	0:00
	?D	0:00
	?E	0:00
	?F	0:00
	?G	0:00
	?H	0:00
	?I	0:00
	?J	0:00
	?K	0:00
	?L	0:00
	?M	0:00
	?N	0:00
	?O	0:00
	?P	0:00
	?Q	0:00
	?R	0:00
	?S	0:00
	?T	0:00
	?U	0:00
	?V	0:00
	?W	0:00
	?X	0:00
	?Y	0:00
	?Z	0:00
	?A	0:00
	?B	0:00
	?C	0:00
	?D	0:00
	?E	0:00
	?F	0:00
	?G	0:00
	?H	0:00
	?I	0:00

To be continued on next page...

Project:

210331_WPBlauw_Slagschaduw_GekozenTurbine

Licensed user:

Witteveen+ Bos

Van Twickelostraat 2

NL-7411 SC DEVENTER

+31 570 69 76 76

WB / licenses@witteveenbos.com

Calculated:

11/13/2021 12:56 AM/3.5.552

SHADOW - Main Result

Calculation: Slagschaduw_WindplanBlauw_Inrichting6_Buitendijks

...continued from previous page

No.	Name	Shadow, expected values
		Shadow hours per year [h/year]
	?J	0:00
	?K	0:00
	?L	0:00
	?M	0:00
	?N	0:00
	?O	0:00
	?P	0:00
	?Q	0:00
	?R	0:00
	?S	0:00
	?T	0:00
	?U	0:00
	?V	0:00
	?W	0:00
	?X	0:00
	?Y	0:00
	?Z	0:00
	?A	0:00
	?B	0:00
	?C	0:00
	?D	0:00
	?E	0:00
	?F	0:00
	?G	0:00
	?H	0:00
	?I	0:00
	?J	0:00
	?K	0:00
	?L	0:00
	?M	0:00
	?N	0:00
	?O	0:00
	?P	0:00
	?Q	0:00
	?R	0:00
	?S	0:00
	?T	0:00
	?U	0:00
	?V	0:00
	?W	0:00
	?X	0:00
	?Y	0:00
	?Z	0:00
	?A	0:00
	?B	0:00
	?C	0:00
	?D	0:00
	?E	0:00
	?F	0:00
	?G	0:00
	?H	0:00
	?I	0:00
	?J	0:00
	?K	0:00
	?L	0:00
	?M	0:00
	?N	0:00
	?O	0:00
	?P	0:00
	?Q	0:00
	?R	0:00
	?S	0:00
	?T	0:00
	?U	0:00

To be continued on next page...

Project:

210331_WPBlauw_Slagschaduw_GekozenTurbine

Licensed user:

Witteveen+ Bos

Van Twickelostraat 2

NL-7411 SC DEVENTER

+31 570 69 76 76

WB / licenses@witteveenbos.com

Calculated:

11/13/2021 12:56 AM/3.5.552

SHADOW - Main Result

Calculation: Slagschaduw_WindplanBlauw_Inrichting6_Buitendijks

...continued from previous page

No.	Name	Shadow, expected values Shadow hours per year [h/year]
	?V	0:00
	?W	0:00
	?X	0:00
	?Y	0:00
	?Z	0:00
	?A	0:00
	?B	0:00
	?C	0:00
	?D	0:00
	?E	0:00
	?F	0:00
	?G	0:00
	?H	0:00
	?I	0:00
	?J	0:00
	?K	0:00
	?L	0:00
	?M	0:00
	?N	0:00
	?O	0:00
	?P	0:00
	?Q	0:00
	?R	0:00
	?S	0:00
	?T	0:00
	?U	0:00
	?V	0:00
	?W	0:00
	?X	0:00
	?Y	0:00
	?Z	0:00
	• A	0:00
	• B	0:00
	• C	0:00
	• D	0:00
	• E	0:00
	• F	0:00
	• G	0:00
	• H	0:00
	• I	0:00
	• J	0:00
	• K	0:00
	• L	0:00
	• M	0:00
	• N	0:00
	• O	0:00
	• P	0:00
	• Q	0:00
	• R	0:00
	• S	0:00
	• T	0:00
	• U	0:00
	• V	0:00
	• W	0:00
	• X	0:00
	• Y	0:00
	• Z	0:00
	?A	0:00
	?B	0:00
	?C	0:00
	?D	0:00
	?E	0:00
	?F	0:00
	?G	0:00

To be continued on next page...

Project:

210331_WPBlauw_Slagschaduw_GekozenTurbine

Licensed user:

Witteveen+ Bos

Van Twickelostraat 2

NL-7411 SC DEVENTER

+31 570 69 76 76

WB / licenses@witteveenbos.com

Calculated:

11/13/2021 12:56 AM/3.5.552

SHADOW - Main Result

Calculation: Slagschaduw_WindplanBlauw_Inrichting6_Buitendijks

...continued from previous page

No.	Name	Shadow, expected values
		Shadow hours per year [h/year]
	?H	0:00
	?I	0:00
	?J	0:00
	?K	0:00
	?L	0:00
	?M	0:00
	?N	0:00
	?O	0:00
	?P	0:00
	?Q	0:00
	?R	0:00
	?S	0:00
	?T	0:00
	?U	0:00
	?V	0:00
	?W	0:00
	?X	0:00
	?Y	0:00
	?Z	0:00
	• A	0:00
	• B	0:00
	• C	0:00
	• D	0:00
	• E	0:00
	• F	0:00
	• G	0:00
	• H	0:00
	• I	0:00
	• J	0:00
	• K	0:00
	• L	0:00
	• M	0:00
	• N	0:00
	• O	0:00
	• P	0:00
	• Q	0:00
	• R	0:00
	• S	0:00
	• T	0:00
	• U	0:00
	• V	0:00
	• W	0:00
	• X	0:00
	• Y	0:00
	• Z	0:00
	• A	0:00
	• B	0:00
	• C	0:00
	• D	0:00
	• E	0:00
	• F	0:00
	• G	0:00
	• H	0:00
	• I	0:00
	• J	0:00
	• K	0:00
	• L	0:00
	• M	0:00
	• N	0:00
	• O	0:00
	• P	0:00
	• Q	0:00
	• R	0:00
	• S	0:00

To be continued on next page...

Project:

210331_WPBlauw_Slagschaduw_GekozenTurbine

Licensed user:

Witteveen+ Bos

Van Twickelostraat 2

NL-7411 SC DEVENTER

+31 570 69 76 76

WB / licenses@witteveenbos.com

Calculated:

11/13/2021 12:56 AM/3.5.552

SHADOW - Main Result

Calculation: Slagschaduw_WindplanBlauw_Inrichting6_Buitendijks

...continued from previous page

No.	Name	Shadow, expected values
		Shadow hours per year [h/year]
	• T	0:00
	• U	0:00
	• V	0:00
	• W	0:00
	• X	0:00
	• Y	0:00
	• Z	0:00
	?A	0:00
	?B	0:00
	?C	0:00
	?D	0:00
	?E	0:00
	?F	0:00
	?G	0:00
	?H	0:00
	?I	0:00
	?J	0:00
	?K	0:00
	?L	0:00
	?M	0:00
	?N	0:00
	?O	0:00
	?P	0:00
	?Q	0:00
	?R	0:00
	?S	0:00
	?T	0:00
	?U	0:00
	?V	0:00
	?W	0:00
	?X	0:00
	?Y	0:00
	?Z	0:00
	?A	0:00
	?B	0:00
	?C	0:00
	?D	0:00
	?E	0:00
	?F	0:00
	?G	0:00
	?H	0:00
	?I	0:00
	?J	0:00
	?K	0:00
	?L	0:00
	?M	0:00
	?N	0:00
	?O	0:00
	?P	0:00
	?Q	0:00
	?R	0:00
	?S	0:00
	?T	0:00
	?U	0:00
	?V	0:00
	?W	0:00
	?X	0:00
	?Y	0:00
	?Z	0:00
	?A	0:00
	?B	0:00
	?C	0:00
	?D	0:00
	?E	0:00

To be continued on next page...

Project:

210331_WPBlauw_Slagschaduw_GekozenTurbine

Licensed user:

Witteveen+ Bos

Van Twickelostraat 2

NL-7411 SC DEVENTER

+31 570 69 76 76

WB / licenses@witteveenbos.com

Calculated:

11/13/2021 12:56 AM/3.5.552

SHADOW - Main Result

Calculation: Slagschaduw_WindplanBlauw_Inrichting6_Buitendijks

...continued from previous page

No.	Name	Shadow, expected values
		Shadow hours per year [h/year]
	?F	0:00
	?G	0:00
	?H	0:00
	?I	0:00
	?J	0:00
	?K	0:00
	?L	0:00
	?M	0:00
	?N	0:00
	?O	0:00
	?P	0:00
	?Q	0:00
	?R	0:00
	?S	0:00
	?T	0:00
	?U	0:00
	?V	0:00
	?W	0:00
	?X	0:00
	?Y	0:00
	?Z	0:00
	?A	0:00
	?B	0:00
	?C	0:00
	?D	0:00
	?E	0:00
	?F	0:00
	?G	0:00
	?H	0:00
	?I	0:00
	?J	0:00
	?K	0:00
	?L	0:00
	?M	0:00
	?N	0:00
	?O	0:00
	?P	0:00
	?Q	0:00

To be continued on next page...

Project:

210331_WPBlauw_Slagschaduw_GekozenTurbine

Licensed user:

Witteveen+ Bos

Van Twickelostraat 2

NL-7411 SC DEVENTER

+31 570 69 76 76

WB / licenses@witteveenbos.com

Calculated:

11/13/2021 12:56 AM/3.5.552

SHADOW - Main Result

Calculation: Slagschaduw_WindplanBlauw_Inrichting6_Buitendijks

...continued from previous page

No.	Name	Shadow, expected values
		Shadow hours per year [h/year]
	?R	0:00
	?S	0:00
	?T	0:00
	?U	0:00
	?V	0:00
	?W	0:00
	?X	0:00
	?Y	0:00
	?Z	0:00
	?A	0:00
	?B	0:00
	?C	0:00
	?D	0:00
	?E	0:00
	?F	0:00
	?G	0:00
	?H	0:00
	?I	0:00
	?J	0:00
	?K	0:00
	?L	0:00
	?M	0:00
	?N	0:00
	?O	0:00
	?P	0:00
	?Q	0:00
	?R	0:00
	?S	0:00
	?T	0:00
	?U	0:00
	?V	0:00
	?W	0:00
	?X	0:00
	?Y	0:00
	?Z	0:00
	?A	0:00
	?B	0:00
	?C	0:00
	?D	0:00
	?E	0:00
	?F	0:00
	?G	0:00
	?H	0:00
	?I	0:00
	?J	0:00
	?K	0:00
	?L	0:00
	?M	0:00
	?N	0:00
	?O	0:00
	?P	0:00
	?Q	0:00
	?R	0:00
	?S	0:00
	?T	0:00
	?U	0:00
	?V	0:00
	?W	0:00
	?X	0:00
	?Y	0:00
	?Z	0:00
	?A	0:00
	?B	0:00
	?C	0:00

To be continued on next page...

Project:

210331_WPBlauw_Slagschaduw_GekozenTurbine

Licensed user:

Witteveen+ Bos

Van Twickelostraat 2

NL-7411 SC DEVENTER

+31 570 69 76 76

WB / licenses@witteveenbos.com

Calculated:

11/13/2021 12:56 AM/3.5.552

SHADOW - Main Result

Calculation: Slagschaduw_WindplanBlauw_Inrichting6_Buitendijks

...continued from previous page

No.	Name	Shadow, expected values
		Shadow hours per year [h/year]
	?D	0:00
	?E	0:00
	?F	0:00
	?G	0:00
	?H	0:00
	?I	0:00
	?J	0:00
	?K	0:00
	?L	0:00
	?M	0:00
	?N	0:00
	?O	0:00
	?P	0:00
	?Q	0:00
	?R	0:00
	?S	0:00
	?T	0:00
	?U	0:00
	?V	0:00
	?W	0:00
	?X	0:00
	?Y	0:00
	?Z	0:00
	?A	0:00
	?B	0:00
	?C	0:00
	?D	0:00
	?E	0:00
	?F	0:00
	?G	0:00
	?H	0:00
	?I	0:00
	?J	0:00
	?K	0:00
	?L	0:00
	?M	0:00
	?N	0:00
	?O	0:00
	?P	0:00
	?Q	0:00
	?R	0:00
	?S	0:00
	?T	0:00
	?U	0:00
	?V	0:00
	?W	0:00
	?X	0:00
	?Y	0:00
	?Z	0:00
	?A	0:00
	?B	0:00
	?C	0:00
	?D	0:00
	?E	0:00
	?F	0:00
	?G	0:00
	?H	0:00
	?I	0:00
	?J	0:00
	?K	0:00
	?L	0:00
	?M	0:00
	?N	0:00
	?O	0:00

To be continued on next page...

Project:

210331_WPBlauw_Slagschaduw_GekozenTurbine

Licensed user:

Witteveen+ Bos

Van Twickelostraat 2

NL-7411 SC DEVENTER

+31 570 69 76 76

WB / licenses@witteveenbos.com

Calculated:

11/13/2021 12:56 AM/3.5.552

SHADOW - Main Result

Calculation: Slagschaduw_WindplanBlauw_Inrichting6_Buitendijks

...continued from previous page

No.	Name	Shadow, expected values
		Shadow hours per year [h/year]
	?P	0:00
	?Q	0:00
	?R	0:00
	?S	0:00
	?T	0:00
	?U	0:00
	?V	0:00
	?W	0:00
	?X	0:00
	?Y	0:00
	?Z	0:00
	?A	0:00
	?B	0:00
	?C	0:00
	?D	0:00
	?E	0:00
	?F	0:00
	?G	0:00
	?H	0:00
	?I	0:00
	?J	0:00
	?K	0:00
	?L	0:00
	?M	0:00
	?N	0:00
	?O	0:00
	?P	0:00
	?Q	0:00
	?R	0:00
	?S	0:00
	?T	0:00
	?U	0:00
	?V	0:00
	?W	0:00
	?X	0:00
	?Y	0:00
	?Z	0:00
	?A	0:00
	?B	0:00
	?C	0:00
	?D	0:00
	?E	0:00
	?F	0:00
	?G	0:00
	?H	0:00
	?I	0:00
	?J	0:00
	?K	0:00
	?L	0:00
	?M	0:00
	?N	0:00
	?O	0:00
	?P	0:00
	?Q	0:00
	?R	0:00
	?S	0:00
	?T	0:00
	?U	0:00
	?V	0:00
	?W	0:00
	?X	0:00
	?Y	0:00
	?Z	0:00
	• A	0:00

To be continued on next page...

Project:

210331_WPBlauw_Slagschaduw_GekozenTurbine

Licensed user:

Witteveen+ Bos

Van Twickelostraat 2

NL-7411 SC DEVENTER

+31 570 69 76 76

WB / licenses@witteveenbos.com

Calculated:

11/13/2021 12:56 AM/3.5.552

SHADOW - Main Result

Calculation: Slagschaduw_WindplanBlauw_Inrichting6_Buitendijks

...continued from previous page

No.	Name	Shadow, expected values
		Shadow hours per year [h/year]
	• B	0:00
	• C	0:00
	• D	0:00
	• E	0:00
	• F	0:00
	• G	0:00
	• H	0:00
	• I	0:00
	• J	0:00
	• K	0:00
	• L	0:00
	• M	0:00
	• N	0:00
	• O	0:00
	• P	0:00
	• Q	0:00
	• R	0:00
	• S	0:00
	• T	0:00
	• U	0:00
	• V	0:00
	• W	0:00
	• X	0:00
	• Y	0:00
	• Z	0:00
	?A	0:00
	?B	0:00
	?C	0:00
	?D	0:00
	?E	0:00
	?F	0:00
	?G	0:00
	?H	0:00
	?I	0:00
	?J	0:00
	?K	0:00
	?L	0:00
	?M	0:00
	?N	0:00
	?O	0:00
	?P	0:00
	?Q	0:00
	?R	0:00
	?S	0:00
	?T	0:00
	?U	0:00
	?V	0:00
	?W	0:00
	?X	0:00
	?Y	0:00
	?Z	0:00
	?A	0:00
	?B	0:00
	?C	0:00
	?D	0:00
	?E	0:00
	?F	0:00
	?G	0:00
	?H	0:00
	?I	0:00
	?J	0:00
	?K	0:00
	?L	0:00
	?M	0:00

To be continued on next page...

Project:

210331_WPBlauw_Slagschaduw_GekozenTurbine

Licensed user:

Witteveen+ Bos

Van Twickelostraat 2

NL-7411 SC DEVENTER

+31 570 69 76 76

WB / licenses@witteveenbos.com

Calculated:

11/13/2021 12:56 AM/3.5.552

SHADOW - Main Result

Calculation: Slagschaduw_WindplanBlauw_Inrichting6_Buitendijks

...continued from previous page

No.	Name	Shadow, expected values
		Shadow hours per year [h/year]
	?N	0:00
	?O	0:00
	?P	0:00
	?Q	0:00
	?R	0:00
	?S	0:00
	?T	0:00
	?U	0:00
	?V	0:00
	?W	0:00
	?X	0:00
	?Y	0:00
	?Z	0:00
	A	0:00
	B	0:00
	C	0:00
	D	0:00
	E	0:00
	F	0:00
	G	0:00
	H	0:00
	I	0:00
	J	0:00
	K	0:00
	L	0:00
	M	0:00
	N	0:00
	O	0:00
	P	0:00
	Q	0:00
	R	0:00
	S	0:00
	T	0:00
	U	0:00
	V	0:00
	W	0:00
	X	0:00
	Y	0:00
	Z	0:00
	iA	0:00
	iB	0:00
	iC	0:00
	iD	0:00
	iE	0:00
	iF	0:00
	iG	0:00
	iH	0:00
	iI	0:00
	iJ	0:00
	iK	0:00
	iL	0:00
	iM	0:00
	iN	0:00
	iO	0:00
	iP	0:00
	iQ	0:00
	iR	0:00
	iS	0:00
	iT	0:00
	iU	0:00
	iV	0:00
	iW	0:00
	iX	0:00
	iY	0:00

To be continued on next page...

Project:

210331_WPBlauw_Slagschaduw_GekozenTurbine

Licensed user:

Witteveen+ Bos

Van Twickelostraat 2

NL-7411 SC DEVENTER

+31 570 69 76 76

WB / licenses@witteveenbos.com

Calculated:

11/13/2021 12:56 AM/3.5.552

SHADOW - Main Result

Calculation: Slagschaduw_WindplanBlauw_Inrichting6_Buitendijks

...continued from previous page

No.	Name	Shadow, expected values
		Shadow hours per year [h/year]
	iZ	0:00
	eA	0:00
	eB	0:00
	eC	0:00
	eD	0:00
	eE	0:00
	eF	0:00
	eG	0:00
	eH	0:00
	eI	0:00
	eJ	0:00
	eK	0:00
	eL	0:00
	eM	0:00
	eN	0:00
	eO	0:00
	eP	0:00
	eQ	0:00
	eR	0:00
	eS	0:00
	eT	0:00
	eU	0:00
	eV	0:00
	eW	0:00
	eX	0:00
	eY	0:00
	eZ	0:00
	fA	0:00
	fB	0:00
	fC	0:00
	fD	0:00
	fE	0:00
	fF	0:00
	fG	0:00
	fH	0:00
	fI	0:00
	fJ	0:00
	fK	0:00
	fL	0:00
	fM	0:00
	fN	0:00
	fO	0:00
	fP	0:00
	fQ	0:00
	fR	0:00
	fS	0:00
	fT	0:00
	fU	0:00
	fV	0:00
	fW	0:00
	fX	0:00
	fY	0:00
	fZ	0:00
	gA	0:00
	gB	0:00
	gC	0:00
	gD	0:00
	gE	0:00
	gF	0:00
	gG	0:00
	gH	0:00
	gI	0:00
	gJ	0:00
	gK	0:00

To be continued on next page...

Project:

210331_WPBlauw_Slagschaduw_GekozenTurbine

Licensed user:

Witteveen+ Bos

Van Twickelostraat 2

NL-7411 SC DEVENTER

+31 570 69 76 76

WB / licenses@witteveenbos.com

Calculated:

11/13/2021 12:56 AM/3.5.552

SHADOW - Main Result

Calculation: Slagschaduw_WindplanBlauw_Inrichting6_Buitendijks

...continued from previous page

No.	Name	Shadow, expected values
		Shadow hours per year [h/year]
	▣L	0:00
	▣M	0:00
	▣N	0:00
	▣O	0:00
	▣P	0:00
	▣Q	0:00
	▣R	0:00
	▣S	0:00
	▣T	0:00
	▣U	0:00
	▣V	0:00
	▣W	0:00
	▣X	0:00
	▣Y	0:00
	▣Z	0:00
	¥A	0:00
	¥B	0:00
	¥C	0:00
	¥D	0:00
	¥E	0:00
	¥F	0:00
	¥G	0:00
	¥H	0:00
	¥I	0:00
	¥J	0:00
	¥K	0:00
	¥L	0:00
	¥M	0:00
	¥N	0:00
	¥O	0:00
	¥P	0:00
	¥Q	0:00
	¥R	0:00
	¥S	0:00
	¥T	0:00
	¥U	0:00
	¥V	0:00
	¥W	0:00
	¥X	0:00
	¥Y	0:00
	¥Z	0:00
	A	0:00
	B	0:00
	C	0:00
	D	0:00
	E	0:00
	F	0:00
	G	0:00
	H	0:00
	I	0:00
	J	0:00
	K	0:00
	L	0:00
	M	0:00
	N	0:00
	O	0:00
	P	0:00
	Q	0:00
	R	0:00
	S	0:00
	T	0:00
	U	0:00
	V	0:00
	W	0:00

To be continued on next page...

Project:

210331_WPBlauw_Slagschaduw_GekozenTurbine

Licensed user:

Witteveen+ Bos

Van Twickelostraat 2

NL-7411 SC DEVENTER

+31 570 69 76 76

WB / licenses@witteveenbos.com

Calculated:

11/13/2021 12:56 AM/3.5.552

SHADOW - Main Result

Calculation: Slagschaduw_WindplanBlauw_Inrichting6_Buitendijks

...continued from previous page

No.	Name	Shadow, expected values
		Shadow hours per year [h/year]
	X	0:00
	Y	0:00
	Z	0:00
	\$A	0:00
	\$B	0:00
	\$C	0:00
	\$D	0:00
	\$E	0:00
	\$F	0:00
	\$G	0:00
	\$H	0:00
	\$I	0:00
	\$J	0:00
	\$K	0:00
	\$L	0:00
	\$M	0:00
	\$N	0:00
	\$O	0:00
	\$P	0:00
	\$Q	0:00
	\$R	0:00
	\$S	0:00
	\$T	0:00
	\$U	0:00
	\$V	0:00
	\$W	0:00
	\$X	0:00
	\$Y	0:00
	\$Z	0:00
	~A	0:00
	~B	0:00
	~C	0:00
	~D	0:00
	~E	0:00
	~F	0:00
	~G	0:00
	~H	0:00
	~I	0:00
	~J	0:00
	~K	0:00
	~L	0:00
	~M	0:00
	~N	0:00
	~O	0:00
	~P	0:00
	~Q	0:00
	~R	0:00
	~S	0:00
	~T	0:00
	~U	0:00
	~V	0:00
	~W	0:00
	~X	0:00
	~Y	0:00
	~Z	0:00
	©A	0:00
	©B	0:00
	©C	0:00
	©D	0:00
	©E	0:00
	©F	0:00
	©G	0:00
	©H	0:00
	©I	0:00

To be continued on next page...

Project:

210331_WPBlauw_Slagschaduw_GekozenTurbine

Licensed user:

Witteveen+ Bos

Van Twickelostraat 2

NL-7411 SC DEVENTER

+31 570 69 76 76

WB / licenses@witteveenbos.com

Calculated:

11/13/2021 12:56 AM/3.5.552

SHADOW - Main Result

Calculation: Slagschaduw_WindplanBlauw_Inrichting6_Buitendijks

...continued from previous page

No.	Name	Shadow, expected values
		Shadow hours per year [h/year]
	© J	0:00
	© K	0:00
	© L	0:00
	© M	0:00
	© N	0:00
	© O	0:00
	© P	0:00
	© Q	0:00
	© R	0:00
	© S	0:00
	© T	0:00
	© U	0:00
	© V	0:00
	© W	0:00
	© X	0:00
	© Y	0:00
	© Z	0:00
	ª A	0:00
	ª B	0:00
	ª C	0:00
	ª D	0:00
	ª E	0:00
	ª F	0:00
	ª G	0:00
	ª H	0:00
	ª I	0:00
	ª J	0:00
	ª K	0:00
	ª L	0:00
	ª M	0:00
	ª N	0:00
	ª O	0:00
	ª P	0:00
	ª Q	0:00
	ª R	0:00
	ª S	0:00
	ª T	0:00
	ª U	0:00
	ª V	0:00
	ª W	0:00
	ª X	0:00
	ª Y	0:00
	ª Z	0:00
	« A	0:00
	« B	0:00
	« C	0:00
	« D	0:00
	« E	0:00
	« F	0:00
	« G	0:00
	« H	0:00
	« I	0:00
	« J	0:00
	« K	0:00
	« L	0:00
	« M	0:00
	« N	0:00
	« O	0:00
	« P	0:00
	« Q	0:00
	« R	0:00
	« S	0:00
	« T	0:00
	« U	0:00

To be continued on next page...

Project:

210331_WPBlauw_Slagschaduw_GekozenTurbine

Licensed user:

Witteveen+ Bos

Van Twickelostraat 2

NL-7411 SC DEVENTER

+31 570 69 76 76

WB / licenses@witteveenbos.com

Calculated:

11/13/2021 12:56 AM/3.5.552

SHADOW - Main Result

Calculation: Slagschaduw_WindplanBlauw_Inrichting6_Buitendijks

...continued from previous page

No.	Name	Shadow, expected values
		Shadow hours per year [h/year]
	«V	0:00
	«W	0:00
	«X	0:00
	«Y	0:00
	«Z	0:00
	→A	0:00
	→B	0:00
	→C	0:00
	→D	0:00
	→E	0:00
	→F	0:00
	→G	0:00
	→H	0:00
	→I	0:00
	→J	0:00
	→K	0:00
	→L	0:00
	→M	0:00
	→N	0:00
	→O	0:00
	→P	0:00
	→Q	0:00
	→R	0:00
	→S	0:00
	→T	0:00
	→U	0:00
	→V	0:00
	→W	0:00
	→X	0:00
	→Y	0:00
	→Z	0:00
	-A	0:00
	-B	0:00
	-C	0:00
	-D	0:00
	-E	0:00
	-F	0:00
	-G	0:00
	-H	0:00
	-I	0:00
	-J	0:00
	-K	0:00
	-L	0:00
	-M	0:00
	-N	0:00
	-O	0:00
	-P	0:00
	-Q	0:00
	-R	0:00
	-S	0:00
	-T	0:00
	-U	0:00
	-V	0:00
	-W	0:00
	-X	0:00
	-Y	0:00
	-Z	0:00
	ⓂA	0:00
	ⓂB	0:00
	ⓂC	0:00
	ⓂD	0:00
	ⓂE	0:00
	ⓂF	0:00
	ⓂG	0:00

To be continued on next page...

Project:

210331_WPBlauw_Slagschaduw_GekozenTurbine

Licensed user:

Witteveen+ Bos

Van Twickelostraat 2

NL-7411 SC DEVENTER

+31 570 69 76 76

WB / licenses@witteveenbos.com

Calculated:

11/13/2021 12:56 AM/3.5.552

SHADOW - Main Result

Calculation: Slagschaduw_WindplanBlauw_Inrichting6_Buitendijks

...continued from previous page

No.	Name	Shadow, expected values
		Shadow hours per year [h/year]
	@ H	0:00
	@ I	0:00
	@ J	0:00
	@ K	0:00
	@ L	0:00
	@ M	0:00
	@ N	0:00
	@ O	0:00
	@ P	0:00
	@ Q	0:00
	@ R	0:00
	@ S	0:00
	@ T	0:00
	@ U	0:00
	@ V	0:00
	@ W	0:00
	@ X	0:00
	@ Y	0:00
	@ Z	0:00
	- A	0:00
	- B	0:00
	- C	0:00
	- D	0:00
	- E	0:00
	- F	0:00
	- G	0:00
	- H	0:00
	- I	0:00
	- J	0:00
	- K	0:00
	- L	0:00
	- M	0:00
	- N	0:00
	- O	0:00
	- P	0:00
	- Q	0:00
	- R	0:00
	- S	0:00
	- T	0:00
	- U	0:00
	- V	0:00
	- W	0:00
	- X	0:00
	- Y	0:00
	- Z	0:00
	° A	0:00
	° B	0:00
	° C	0:00
	° D	0:00
	° E	0:00
	° F	0:00
	° G	0:00
	° H	0:00
	° I	0:00
	° J	0:00
	° K	0:00
	° L	0:00
	° M	0:00
	° N	0:00
	° O	0:00
	° P	0:00
	° Q	0:00
	° R	0:00
	° S	0:00

To be continued on next page...

Project:

210331_WPBlauw_Slagschaduw_GekozenTurbine

Licensed user:

Witteveen+ Bos

Van Twickelostraat 2

NL-7411 SC DEVENTER

+31 570 69 76 76

WB / licenses@witteveenbos.com

Calculated:

11/13/2021 12:56 AM/3.5.552

SHADOW - Main Result

Calculation: Slagschaduw_WindplanBlauw_Inrichting6_Buitendijks

...continued from previous page

No.	Name	Shadow, expected values
		Shadow hours per year [h/year]
	°T	0:00
	°U	0:00
	°V	0:00
	°W	0:00
	°X	0:00
	°Y	0:00
	°Z	0:00
	±A	0:00
	±B	0:00
	±C	0:00
	±D	0:00
	±E	0:00
	±F	0:00
	±G	0:00
	±H	0:00
	±I	0:00
	±J	0:00
	±K	0:00
	±L	0:00
	±M	0:00
	±N	0:00
	±O	0:00
	±P	0:00
	±Q	0:00
	±R	0:00
	±S	0:00
	±T	0:00
	±U	0:00
	±V	0:00
	±W	0:00
	±X	0:00
	±Y	0:00
	±Z	0:00
	²A	0:00
	²B	0:00
	²C	0:00
	²D	0:00
	²E	0:00
	²F	0:00
	²G	0:00
	²H	0:00
	²I	0:00
	²J	0:00
	²K	0:00
	²L	0:00
	²M	0:00
	²N	0:00
	²O	0:00
	²P	0:00
	²Q	0:00
	²R	0:00
	²S	0:00
	²T	0:00
	²U	0:00
	²V	0:00
	²W	0:00
	²X	0:00
	²Y	0:00
	²Z	0:00
	³A	0:00
	³B	0:00
	³C	0:00
	³D	0:00
	³E	0:00

To be continued on next page...

Project:

210331_WPBlauw_Slagschaduw_GekozenTurbine

Licensed user:

Witteveen+ Bos

Van Twickelostraat 2

NL-7411 SC DEVENTER

+31 570 69 76 76

WB / licenses@witteveenbos.com

Calculated:

11/13/2021 12:56 AM/3.5.552

SHADOW - Main Result

Calculation: Slagschaduw_WindplanBlauw_Inrichting6_Buitendijks

...continued from previous page

No.	Name	Shadow, expected values
		Shadow hours per year [h/year]
	³ F	0:00
	³ G	0:00
	³ H	0:00
	³ I	0:00
	³ J	0:00
	³ K	0:00
	³ L	0:00
	³ M	0:00
	³ N	0:00
	³ O	0:00
	³ P	0:00
	³ Q	0:00
	³ R	0:00
	³ S	0:00
	³ T	0:00
	³ U	0:00
	³ V	0:00
	³ W	0:00
	³ X	0:00
	³ Y	0:00
	³ Z	0:00
	⁴ A	0:00
	⁴ B	0:00
	⁴ C	0:00
	⁴ D	0:00
	⁴ E	0:00
	⁴ F	0:00
	⁴ G	0:00
	⁴ H	0:00
	⁴ I	0:00
	⁴ J	0:00
	⁴ K	0:00
	⁴ L	0:00
	⁴ M	0:00
	⁴ N	0:00
	⁴ O	0:00
	⁴ P	0:00
	⁴ Q	0:00
	⁴ R	0:00
	⁴ S	0:00
	⁴ T	0:00
	⁴ U	0:00
	⁴ V	0:00
	⁴ W	0:00
	⁴ X	0:00
	⁴ Y	0:00
	⁴ Z	0:00
	^μ A	0:00
	^μ B	0:00
	^μ C	0:00
	^μ D	0:00
	^μ E	0:00
	^μ F	0:00
	^μ G	0:00
	^μ H	0:00
	^μ I	0:00
	^μ J	0:00
	^μ K	0:00
	^μ L	0:00
	^μ M	0:00
	^μ N	0:00
	^μ O	0:00
	^μ P	0:00
	^μ Q	0:00

To be continued on next page...

Project:

210331_WPBlauw_Slagschaduw_GekozenTurbine

Licensed user:

Witteveen+ Bos

Van Twickelostraat 2

NL-7411 SC DEVENTER

+31 570 69 76 76

WB / licenses@witteveenbos.com

Calculated:

11/13/2021 12:56 AM/3.5.552

SHADOW - Main Result

Calculation: Slagschaduw_WindplanBlauw_Inrichting6_Buitendijks

...continued from previous page

No.	Name	Shadow, expected values
		Shadow hours per year [h/year]
	μR	0:00
	μS	0:00
	μT	0:00
	μU	0:00
	μV	0:00
	μW	0:00
	μX	0:00
	μY	0:00
	μZ	0:00
	¶A	0:00
	¶B	0:00
	¶C	0:00
	¶D	0:00
	¶E	0:00
	¶F	0:00
	¶G	0:00
	¶H	0:00
	¶I	0:00
	¶J	0:00
	¶K	0:00
	¶L	0:00
	¶M	0:00
	¶N	0:00
	¶O	0:00
	¶P	0:00
	¶Q	0:00
	¶R	0:00
	¶S	0:00
	¶T	0:00
	¶U	0:00
	¶V	0:00
	¶W	0:00
	¶X	0:00
	¶Y	0:00
	¶Z	0:00
	·A	0:00
	·B	0:00
	·C	0:00
	·D	0:00
	·E	0:00
	·F	0:00
	·G	0:00
	·H	0:00
	·I	0:00
	·J	0:00
	·K	0:00
	·L	0:00
	·M	0:00
	·N	0:00
	·O	0:00
	·P	0:00
	·Q	0:00
	·R	0:00
	·S	0:00
	·T	0:00
	·U	0:00
	·V	0:00
	·W	0:00
	·X	0:00
	·Y	0:00
	·Z	0:00
	ˆA	0:00
	ˆB	0:00
	ˆC	0:00

To be continued on next page...

Project:

210331_WPBlauw_Slagschaduw_GekozenTurbine

Licensed user:

Witteveen+ Bos

Van Twickelostraat 2

NL-7411 SC DEVENTER

+31 570 69 76 76

WB / licenses@witteveenbos.com

Calculated:

11/13/2021 12:56 AM/3.5.552

SHADOW - Main Result

Calculation: Slagschaduw_WindplanBlauw_Inrichting6_Buitendijks

...continued from previous page

No.	Name	Shadow, expected values
		Shadow hours per year [h/year]
	↳ D	0:00
	↳ E	0:00
	↳ F	0:00
	↳ G	0:00
	↳ H	0:00
	↳ I	0:00
	↳ J	0:00
	↳ K	0:00
	↳ L	0:00
	↳ M	0:00
	↳ N	0:00
	↳ O	0:00
	↳ P	0:00
	↳ Q	0:00
	↳ R	0:00
	↳ S	0:00
	↳ T	0:00
	↳ U	0:00
	↳ V	0:00
	↳ W	0:00
	↳ X	0:00
	↳ Y	0:00
	↳ Z	0:00
	¹ A	0:00
	¹ B	0:00
	¹ C	0:00
	¹ D	0:00
	¹ E	0:00
	¹ F	0:00
	¹ G	0:00
	¹ H	0:00
	¹ I	0:00
	¹ J	0:00
	¹ K	0:00
	¹ L	0:00
	¹ M	0:00
	¹ N	0:00
	¹ O	0:00
	¹ P	0:00
	¹ Q	0:00
	¹ R	0:00
	¹ S	0:00
	¹ T	0:00
	¹ U	0:00
	¹ V	0:00
	¹ W	0:00
	¹ X	0:00
	¹ Y	0:00
	¹ Z	0:00
	º A	0:00
	º B	0:00
	º C	0:00
	º D	0:00
	º E	0:00
	º F	0:00
	º G	0:00
	º H	0:00
	º I	0:00
	º J	0:00
	º K	0:00
	º L	0:00
	º M	0:00
	º N	0:00
	º O	0:00

To be continued on next page...

Project:

210331_WPBlauw_Slagschaduw_GekozenTurbine

Licensed user:

Witteveen+ Bos

Van Twickelostraat 2

NL-7411 SC DEVENTER

+31 570 69 76 76

WB / licenses@witteveenbos.com

Calculated:

11/13/2021 12:56 AM/3.5.552

SHADOW - Main Result

Calculation: Slagschaduw_WindplanBlauw_Inrichting6_Buitendijks

...continued from previous page

No.	Name	Shadow, expected values
		Shadow hours per year [h/year]
	°P	0:00
	°Q	0:00
	°R	0:00
	°S	0:00
	°T	0:00
	°U	0:00
	°V	0:00
	°W	0:00
	°X	0:00
	°Y	0:00
	°Z	0:00
	»A	0:00
	»B	0:00
	»C	0:00
	»D	0:00
	»E	0:00
	»F	0:00
	»G	0:00
	»H	0:00
	»I	0:00
	»J	0:00
	»K	0:00
	»L	0:00
	»M	0:00
	»N	0:00
	»O	0:00
	»P	0:00
	»Q	0:00
	»R	0:00
	»S	0:00
	»T	0:00
	»U	0:00
	»V	0:00
	»W	0:00
	»X	0:00
	»Y	0:00
	»Z	0:00
	¼A	0:00
	¼B	0:00
	¼C	0:00
	¼D	0:00
	¼E	0:00
	¼F	0:00
	¼G	0:00
	¼H	0:00
	¼I	0:00
	¼J	0:00
	¼K	0:00
	¼L	0:00
	¼M	0:00
	¼N	0:00
	¼O	0:00
	¼P	0:00
	¼Q	0:00
	¼R	0:00
	¼S	0:00
	¼T	0:00
	¼U	0:00
	¼V	0:00
	¼W	0:00
	¼X	0:00
	¼Y	0:00
	¼Z	0:00
	½A	0:00

To be continued on next page...

Project:

210331_WPBlauw_Slagschaduw_GekozenTurbine

Licensed user:

Witteveen+ Bos

Van Twickelostraat 2

NL-7411 SC DEVENTER

+31 570 69 76 76

WB / licenses@witteveenbos.com

Calculated:

11/13/2021 12:56 AM/3.5.552

SHADOW - Main Result

Calculation: Slagschaduw_WindplanBlauw_Inrichting6_Buitendijks

...continued from previous page

No.	Name	Shadow, expected values
		Shadow hours per year [h/year]
	½ B	0:00
	½ C	0:00
	½ D	0:00
	½ E	0:00
	½ F	0:00
	½ G	0:00
	½ H	0:00
	½ I	0:00
	½ J	0:00
	½ K	0:00
	½ L	0:00
	½ M	0:00
	½ N	0:00
	½ O	0:00
	½ P	0:00
	½ Q	0:00
	½ R	0:00
	½ S	0:00
	½ T	0:00
	½ U	0:00
	½ V	0:00
	½ W	0:00
	½ X	0:00
	½ Y	0:00
	½ Z	0:00
	¾ A	0:00
	¾ B	0:00
	¾ C	0:00
	¾ D	0:00
	¾ E	0:00
	¾ F	0:00
	¾ G	0:00
	¾ H	0:00
	¾ I	0:00
	¾ J	0:00
	¾ K	0:00
	¾ L	0:00
	¾ M	0:00
	¾ N	0:00
	¾ O	0:00
	¾ P	0:00
	¾ Q	0:00
	¾ R	0:00
	¾ S	0:00
	¾ T	0:00
	¾ U	0:00
	¾ V	0:00
	¾ W	0:00
	¾ X	0:00
	¾ Y	0:00
	¾ Z	0:00
	¿A	0:00
	¿B	0:00
	¿C	0:00
	¿D	0:00
	¿E	0:00
	¿F	0:00
	¿G	0:00
	¿H	0:00
	¿I	0:00
	¿J	0:00
	¿K	0:00
	¿L	0:00
	¿M	0:00

To be continued on next page...

Project:

210331_WPBlauw_Slagschaduw_GekozenTurbine

Licensed user:

Witteveen+ Bos

Van Twickelostraat 2

NL-7411 SC DEVENTER

+31 570 69 76 76

WB / licenses@witteveenbos.com

Calculated:

11/13/2021 12:56 AM/3.5.552

SHADOW - Main Result

Calculation: Slagschaduw_WindplanBlauw_Inrichting6_Buitendijks

...continued from previous page

No.	Name	Shadow, expected values
		Shadow hours per year [h/year]
	¿N	0:00
	¿O	0:00
	¿P	0:00
	¿Q	0:00
	¿R	0:00
	¿S	0:00
	¿T	0:00
	¿U	0:00
	¿V	0:00
	¿W	0:00
	¿X	0:00
	¿Y	0:00
	¿Z	0:00
	ÀA	0:00
	ÀB	0:00
	ÀC	0:00
	ÀD	0:00
	ÀE	0:00
	ÀF	0:00
	ÀG	0:00
	ÀH	0:00
	ÀI	0:00
	ÀJ	0:00
	ÀK	0:00
	ÀL	0:00
	ÀM	0:00
	ÀN	0:00
	ÀO	0:00
	ÀP	0:00
	ÀQ	0:00
	ÀR	0:00
	ÀS	0:00
	ÀT	0:00
	ÀU	0:00
	ÀV	0:00
	ÀW	0:00
	ÀX	0:00
	ÀY	0:00
	ÀZ	0:00
	ÁA	0:00
	ÁB	0:00
	ÁC	0:00
	ÁD	0:00
	ÁE	0:00
	ÁF	0:00
	ÁG	0:00
	ÁH	0:00
	ÁI	0:00
	ÁJ	0:00
	ÁK	0:00
	ÁL	0:00
	ÁM	0:00
	ÁN	0:00
	ÁO	0:00
	ÁP	0:00
	ÁQ	0:00
	ÁR	0:00
	ÁS	0:00
	ÁT	0:00
	ÁU	0:00
	ÁV	0:00
	ÁW	0:00
	ÁX	0:00
	ÁY	0:00

To be continued on next page...

Project:

210331_WPBlauw_Slagschaduw_GekozenTurbine

Licensed user:

Witteveen+ Bos

Van Twickelostraat 2

NL-7411 SC DEVENTER

+31 570 69 76 76

WB / licenses@witteveenbos.com

Calculated:

11/13/2021 12:56 AM/3.5.552

SHADOW - Main Result

Calculation: Slagschaduw_WindplanBlauw_Inrichting6_Buitendijks

...continued from previous page

No.	Name	Shadow, expected values
		Shadow hours per year [h/year]
	ÂZ	0:00
	ÂA	0:00
	ÂB	0:00
	ÂC	0:00
	ÂD	0:00
	ÂE	0:00
	ÂF	0:00
	ÂG	0:00
	ÂH	0:00
	ÂI	0:00
	ÂJ	0:00
	ÂK	0:00
	ÂL	0:00
	ÂM	0:00
	ÂN	0:00
	ÂO	0:00
	ÂP	0:00
	ÂQ	0:00
	ÂR	0:00
	ÂS	0:00
	ÂT	0:00
	ÂU	0:00
	ÂV	0:00
	ÂW	0:00
	ÂX	0:00
	ÂY	0:00
	ÂZ	0:00
	ÃA	0:00
	ÃB	0:00
	ÃC	0:00
	ÃD	0:00
	ÃE	0:00
	ÃF	0:00
	ÃG	0:00
	ÃH	0:00
	ÃI	0:00
	ÃJ	0:00
	ÃK	0:00
	ÃL	0:00
	ÃM	0:00
	ÃN	0:00
	ÃO	0:00
	ÃP	0:00
	ÃQ	0:00
	ÃR	0:00
	ÃS	0:00
	ÃT	0:00
	ÃU	0:00
	ÃV	0:00
	ÃW	0:00
	ÃX	0:00
	ÃY	0:00
	ÃZ	0:00
	ÃA	0:00
	ÃB	0:00
	ÃC	0:00
	ÃD	0:00
	ÃE	0:00
	ÃF	0:00
	ÃG	0:00
	ÃH	0:00
	ÃI	0:00
	ÃJ	0:00
	ÃK	0:00

To be continued on next page...

Project:

210331_WPBlauw_Slagschaduw_GekozenTurbine

Licensed user:

Witteveen+ Bos

Van Twickelostraat 2

NL-7411 SC DEVENTER

+31 570 69 76 76

WB / licenses@witteveenbos.com

Calculated:

11/13/2021 12:56 AM/3.5.552

SHADOW - Main Result

Calculation: Slagschaduw_WindplanBlauw_Inrichting6_Buitendijks

...continued from previous page

No.	Name	Shadow, expected values
		Shadow hours per year [h/year]
	ÄL	0:00
	ÄM	0:00
	ÄN	0:00
	ÄO	0:00
	ÄP	0:00
	ÄQ	0:00
	ÄR	0:00
	ÄS	0:00
	ÄT	0:00
	ÄU	0:00
	ÄV	0:00
	ÄW	0:00
	ÄX	0:00
	ÄY	0:00
	ÄZ	0:00
	ÄA	0:00
	ÄB	0:00
	ÄC	0:00
	ÄD	0:00
	ÄE	0:00
	ÄF	0:00
	ÄG	0:00
	ÄH	0:00
	ÄI	0:00
	ÄJ	0:00
	ÄK	0:00
	ÄL	0:00
	ÄM	0:00
	ÄN	0:00
	ÄO	0:00
	ÄP	0:00
	ÄQ	0:00
	ÄR	0:00
	ÄS	0:00
	ÄT	0:00
	ÄU	0:00
	ÄV	0:00
	ÄW	0:00
	ÄX	0:00
	ÄY	0:00
	ÄZ	0:00
	ÆA	0:00
	ÆB	0:00
	ÆC	0:00
	ÆD	0:00
	ÆE	0:00
	ÆF	0:00
	ÆG	0:00
	ÆH	0:00
	ÆI	0:00
	ÆJ	0:00
	ÆK	0:00
	ÆL	0:00
	ÆM	0:00
	ÆN	0:00
	ÆO	0:00
	ÆP	0:00
	ÆQ	0:00
	ÆR	0:00
	ÆS	0:00
	ÆT	0:00
	ÆU	0:00
	ÆV	0:00
	ÆW	0:00

To be continued on next page...

Project:

210331_WPBlauw_Slagschaduw_GekozenTurbine

Licensed user:

Witteveen+ Bos

Van Twickelostraat 2

NL-7411 SC DEVENTER

+31 570 69 76 76

WB / licenses@witteveenbos.com

Calculated:

11/13/2021 12:56 AM/3.5.552

SHADOW - Main Result

Calculation: Slagschaduw_WindplanBlauw_Inrichting6_Buitendijks

...continued from previous page

No.	Name	Shadow, expected values
		Shadow hours per year [h/year]
	ÆX	0:00
	ÆY	0:00
	ÆZ	0:00
	ÇA	0:00
	QB	0:00
	QC	0:00
	QD	0:00
	QE	0:00
	QF	0:00
	QG	0:00
	QH	0:00
	QI	0:00
	QJ	0:00
	QK	0:00
	QL	0:00
	QM	0:00
	QN	0:00
	QO	0:00
	QP	0:00
	QQ	0:00
	QR	0:00
	QS	0:00
	QT	0:00
	QU	0:00
	QV	0:00
	QW	0:00
	QX	0:00
	QY	0:00
	QZ	0:00
	ÉA	0:00
	ÉB	0:00
	ÉC	0:00
	ÉD	0:00
	ÉE	0:00
	ÉF	0:00
	ÉG	0:00
	ÉH	0:00
	ÉI	0:00
	ÉJ	0:00
	ÉK	0:00
	ÉL	0:00
	ÉM	0:00
	ÉN	0:00
	ÉO	0:00
	ÉP	0:00
	ÉQ	0:00
	ÉR	0:00
	ÉS	0:00
	ÉT	0:00
	ÉU	0:00
	ÉV	0:00
	ÉW	0:00
	EX	0:00
	EY	0:00
	EZ	0:00
	ÉA	0:00
	ÉB	0:00
	ÉC	0:00
	ÉD	0:00
	ÉE	0:00
	ÉF	0:00
	ÉG	0:00
	ÉH	0:00
	ÉI	0:00

To be continued on next page...

Project:

210331_WPBlauw_Slagschaduw_GekozenTurbine

Licensed user:

Witteveen+ Bos

Van Twickelostraat 2

NL-7411 SC DEVENTER

+31 570 69 76 76

WB / licenses@witteveenbos.com

Calculated:

11/13/2021 12:56 AM/3.5.552

SHADOW - Main Result

Calculation: Slagschaduw_WindplanBlauw_Inrichting6_Buitendijks

...continued from previous page

No.	Name	Shadow, expected values
		Shadow hours per year [h/year]
	ÉJ	0:00
	ÉK	0:00
	ÉL	0:00
	ÉM	0:00
	ÉN	0:00
	ÉO	0:00
	ÉP	0:00
	ÉQ	0:00
	ÉR	0:00
	ÉS	0:00
	ÉT	0:00
	ÉU	0:00
	ÉV	0:00
	ÉW	0:00
	ÉX	0:00
	ÉY	0:00
	ÉZ	0:00
	ÈA	0:00
	ÈB	0:00
	ÈE	0:00
	ÈG	2:27
	ÈH	0:40
	ÈI	1:18
	ÈJ	0:00
	ÈK	0:00
	ÈM	0:00
	ÈN	0:00
	ÈO	0:00
	ÈP	0:00
	ÈQ	1:22
	ÈR	1:51
	ÈT	0:00
	ÈU	0:00
	ÈV	0:00
	ÈW	0:00
	ÈX	0:00
	ÈY	0:00
	ÈZ	4:39
	ÉA	1:00
	ÉB	0:00
	ÉC	0:00
	ÉD	0:00
	ÉE	1:23
	ÉF	0:00
	ÉG	0:00
	ÉI	0:00
	ÉJ	0:00
	ÉK	0:00
	ÉL	0:00
	ÉM	0:00
	ÉN	0:00
	ÉO	5:26
	ÉP	0:00
	ÉQ	0:00
	ÉR	5:00
	ÉS	0:00
	ÉT	0:00
	ÉU	0:00
	ÉV	0:00
	ÉW	0:00
	ÉX	0:00
	ÉY	0:00
	ÉZ	0:00
	ÌA	2:07

To be continued on next page...

Project:

210331_WPBlauw_Slagschaduw_GekozenTurbine

Licensed user:

Witteveen+ Bos

Van Twickelostraat 2

NL-7411 SC DEVENTER

+31 570 69 76 76

WB / licenses@witteveenbos.com

Calculated:

11/13/2021 12:56 AM/3.5.552

SHADOW - Main Result

Calculation: Slagschaduw_WindplanBlauw_Inrichting6_Buitendijks

...continued from previous page

No.	Name	Shadow, expected values
		Shadow hours per year [h/year]
	iB	0:00
	iC	1:46
	iD	0:00
	iE	0:00
	iF	0:00
	iG	2:40

Total amount of flickering on the shadow receptors caused by each WTG

No.	Name	Worst case [h/year]	Expected [h/year]
BU01	GE WIND ENERGY 5.5-158 WP Blauw 5500 158.0 !-! hub: 120.9 m (TOT: 199.9 m) (556)	11:00	2:55
BU02	GE WIND ENERGY 5.5-158 WP Blauw 5500 158.0 !-! hub: 120.9 m (TOT: 199.9 m) (557)	7:53	2:11
BU03	GE WIND ENERGY 5.5-158 WP Blauw 5500 158.0 !-! hub: 120.9 m (TOT: 199.9 m) (558)	29:44	7:47
BU04	GE WIND ENERGY 5.5-158 WP Blauw 5500 158.0 !-! hub: 120.9 m (TOT: 199.9 m) (559)	0:00	0:00
BU05	GE WIND ENERGY 5.5-158 WP Blauw 5500 158.0 !-! hub: 120.9 m (TOT: 199.9 m) (560)	7:12	1:54
BU06	GE WIND ENERGY 5.5-158 WP Blauw 5500 158.0 !-! hub: 120.9 m (TOT: 199.9 m) (561)	9:41	2:27
BU07	GE WIND ENERGY 5.5-158 WP Blauw 5500 158.0 !-! hub: 120.9 m (TOT: 199.9 m) (562)	0:00	0:00
BU08	GE WIND ENERGY 5.5-158 WP Blauw 5500 158.0 !-! hub: 120.9 m (TOT: 199.9 m) (563)	0:00	0:00
BU09	GE WIND ENERGY 5.5-158 WP Blauw 5500 158.0 !-! hub: 120.9 m (TOT: 199.9 m) (564)	0:00	0:00
BU10	GE WIND ENERGY 5.5-158 WP Blauw 5500 158.0 !-! hub: 120.9 m (TOT: 199.9 m) (565)	0:00	0:00

Total times in Receptor wise and WTG wise tables can differ, as a WTG can lead to flicker at 2 or more receptors simultaneously and/or receptors may receive flicker from 2 or more WTGs simultaneously.



BIJLAGE: WINDPRO OUTPUT CUMULATIE

SHADOW - Main Result

Calculation: Slagschaduw_WindplanBlauw_Cumulatie Assumptions for shadow calculations

Maximum distance for influence
 Calculate only when more than 20 % of sun is covered by the blade
 Please look in WTG table

Minimum sun height over horizon for influence 5 °
 Day step for calculation 1 days
 Time step for calculation 1 minutes

Sunshine probability S (Average daily sunshine hours) []
 Jan Feb Mar Apr May Jun Jul Aug Sep Oct Nov Dec
 2.11 3.10 5.00 6.82 7.26 7.17 7.02 6.80 5.35 3.93 2.03 1.78

Operational hours are calculated from WTGs in calculation and wind distribution:
 EmdConwx_N52.580_E005.600 (1)

Operational time
 N NNE ENE E ESE SSE S SSW WSW W WNW NNW Sum
 491 424 549 658 489 442 663 1,155 1,307 974 658 766 8,576
 Idle start wind speed: Cut in wind speed from power curve

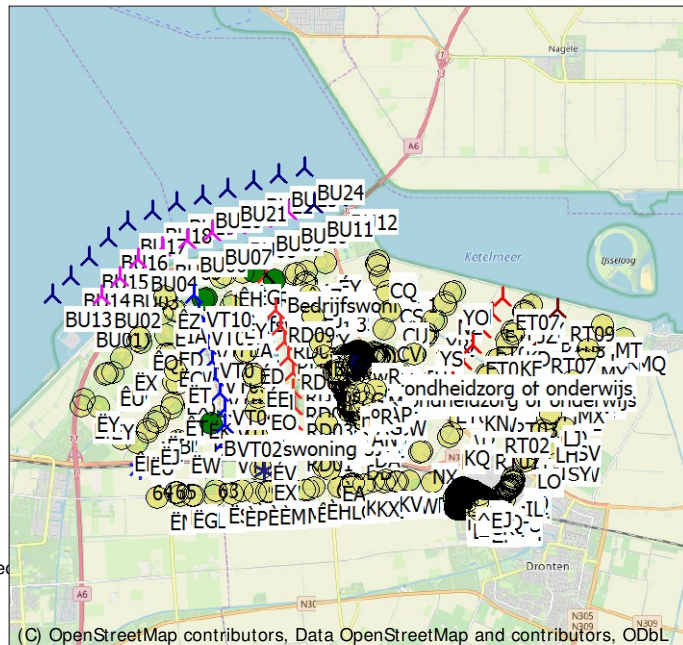
A ZVI (Zones of Visual Influence) calculation is performed before flicker calculation so non visible WTG do not contribute to calculated flicker values. A WTG will be visible if it is visible from any part of the receiver window. The ZVI calculation is based on the following assumptions:
 Height contours used: Project Wizard Elevation Data Grid (SRTM: Shuttle DTM 1 arc-sec)
 Obstacles used in calculation
 Receptor grid resolution: 10.0 m

All coordinates are in
 Dutch Stereo-RD/NAP 2008

WTGs

	X (east)	Y (north)	Z [m]	Row data/Description	WTG type			Shadow data				
					Valid	Manufact.	Type-generator	Power, rated [kW]	Rotor diameter [m]	Hub height [m]	Calculation distance [m]	RPM [RPM]
62	169,745	506,572	-4.7	LAGERWEY 80 18.0 !O! hub: 40.0 ... No	No	LAGERWEY	-80	80	18.0	40.0	216	120.0
63	168,228	506,663	-5.0	LAGERWEY L100-2.5MW 2520 100.... Yes	Yes	LAGERWEY	L100-2.5MW-2,520	2,520	100.0	135.0	1,527	15.2
64	166,479	506,599	-6.0	ENERCON E-115 3000 115.7 !O! hu... No	No	ENERCON	E-115-3,000	3,000	115.7	135.4	2,067	12.4
65	167,079	506,621	-5.7	ENERCON E-115 3000 115.7 !O! hu... No	No	ENERCON	E-115-3,000	3,000	115.7	135.4	2,067	12.4
BU01	164,953	510,670	4.8	GE WIND ENERGY 5.5-158 WP Blauw... Yes	Yes	GE WIND ENERGY	5.5-158 WP Blauw-5,500	5,500	158.0	120.9	1,896	0.0
BU02	165,438	511,168	4.8	GE WIND ENERGY 5.5-158 WP Blauw... Yes	Yes	GE WIND ENERGY	5.5-158 WP Blauw-5,500	5,500	158.0	120.9	1,896	0.0
BU03	165,923	511,666	4.8	GE WIND ENERGY 5.5-158 WP Blauw... Yes	Yes	GE WIND ENERGY	5.5-158 WP Blauw-5,500	5,500	158.0	120.9	1,896	0.0
BU04	166,423	512,149	4.8	GE WIND ENERGY 5.5-158 WP Blauw... Yes	Yes	GE WIND ENERGY	5.5-158 WP Blauw-5,500	5,500	158.0	120.9	1,896	0.0
BU05	167,040	512,464	4.8	GE WIND ENERGY 5.5-158 WP Blauw... Yes	Yes	GE WIND ENERGY	5.5-158 WP Blauw-5,500	5,500	158.0	120.9	1,896	0.0
BU06	167,705	512,666	4.8	GE WIND ENERGY 5.5-158 WP Blauw... Yes	Yes	GE WIND ENERGY	5.5-158 WP Blauw-5,500	5,500	158.0	120.9	1,896	0.0
BU07	168,374	512,852	4.8	GE WIND ENERGY 5.5-158 WP Blauw... Yes	Yes	GE WIND ENERGY	5.5-158 WP Blauw-5,500	5,500	158.0	120.9	1,896	0.0
BU08	169,044	513,039	4.8	GE WIND ENERGY 5.5-158 WP Blauw... Yes	Yes	GE WIND ENERGY	5.5-158 WP Blauw-5,500	5,500	158.0	120.9	1,896	0.0
BU09	169,713	513,225	4.8	GE WIND ENERGY 5.5-158 WP Blauw... Yes	Yes	GE WIND ENERGY	5.5-158 WP Blauw-5,500	5,500	158.0	120.9	1,896	0.0
BU10	170,383	513,412	4.8	GE WIND ENERGY 5.5-158 WP Blauw... Yes	Yes	GE WIND ENERGY	5.5-158 WP Blauw-5,500	5,500	158.0	120.9	1,896	0.0
BU11	171,052	513,598	4.8	GE WIND ENERGY 5.5-158 WP Blauw... Yes	Yes	GE WIND ENERGY	5.5-158 WP Blauw-5,500	5,500	158.0	120.9	1,896	0.0
BU12	171,722	513,785	4.8	GE WIND ENERGY 5.5-158 WP Blauw... Yes	Yes	GE WIND ENERGY	5.5-158 WP Blauw-5,500	5,500	158.0	120.9	1,896	0.0
BU13	164,140	511,193	4.8	GE WIND ENERGY 5.5-158 WP Blauw... Yes	Yes	GE WIND ENERGY	5.5-158 WP Blauw-5,500	5,500	158.0	120.9	1,896	0.0
BU14	164,628	511,692	4.8	GE WIND ENERGY 5.5-158 WP Blauw... Yes	Yes	GE WIND ENERGY	5.5-158 WP Blauw-5,500	5,500	158.0	120.9	1,896	0.0
BU15	165,115	512,192	4.8	GE WIND ENERGY 5.5-158 WP Blauw... Yes	Yes	GE WIND ENERGY	5.5-158 WP Blauw-5,500	5,500	158.0	120.9	1,896	0.0
BU16	165,626	512,715	4.8	GE WIND ENERGY 5.5-158 WP Blauw... Yes	Yes	GE WIND ENERGY	5.5-158 WP Blauw-5,500	5,500	158.0	120.9	1,896	0.0
BU17	166,138	513,145	4.8	GE WIND ENERGY 5.5-158 WP Blauw... Yes	Yes	GE WIND ENERGY	5.5-158 WP Blauw-5,500	5,500	158.0	120.9	1,896	0.0
BU18	166,771	513,431	4.8	GE WIND ENERGY 5.5-158 WP Blauw... Yes	Yes	GE WIND ENERGY	5.5-158 WP Blauw-5,500	5,500	158.0	120.9	1,896	0.0
BU19	167,440	513,630	4.8	GE WIND ENERGY 5.5-158 WP Blauw... Yes	Yes	GE WIND ENERGY	5.5-158 WP Blauw-5,500	5,500	158.0	120.9	1,896	0.0
BU20	168,113	513,817	4.8	GE WIND ENERGY 5.5-158 WP Blauw... Yes	Yes	GE WIND ENERGY	5.5-158 WP Blauw-5,500	5,500	158.0	120.9	1,896	0.0
BU21	168,785	514,004	4.8	GE WIND ENERGY 5.5-158 WP Blauw... Yes	Yes	GE WIND ENERGY	5.5-158 WP Blauw-5,500	5,500	158.0	120.9	1,896	0.0
BU22	169,458	514,190	4.8	GE WIND ENERGY 5.5-158 WP Blauw... Yes	Yes	GE WIND ENERGY	5.5-158 WP Blauw-5,500	5,500	158.0	120.9	1,896	0.0
BU23	170,130	514,377	4.8	GE WIND ENERGY 5.5-158 WP Blauw... Yes	Yes	GE WIND ENERGY	5.5-158 WP Blauw-5,500	5,500	158.0	120.9	1,896	0.0
BU24	170,803	514,564	4.8	GE WIND ENERGY 5.5-158 WP Blauw... Yes	Yes	GE WIND ENERGY	5.5-158 WP Blauw-5,500	5,500	158.0	120.9	1,896	0.0
ET01	174,498	508,663	-5.1	Vestas V162-5.6MW (T05 0081-509... Yes	Yes	VESTAS	2-5,600	5,600	162.0	164.0	1,944	12.0
ET02	174,759	509,078	-6.1	Vestas V162-5.6MW (T05 0081-509... Yes	Yes	VESTAS	2-5,600	5,600	162.0	164.0	1,944	12.0
ET03	175,020	509,492	-5.5	Vestas V162-5.6MW (T05 0081-509... Yes	Yes	VESTAS	2-5,600	5,600	162.0	164.0	1,944	12.0
ET04	175,281	509,906	-5.5	Vestas V162-5.6MW (T05 0081-509... Yes	Yes	VESTAS	2-5,600	5,600	162.0	164.0	1,944	12.0

To be continued on next page...



(C) OpenStreetMap contributors, Data OpenStreetMap and contributors, ODbL
 Scale 1:200,000
 New WTG (red triangle)
 Existing WTG (blue star)
 Shadow receptor (yellow circle)

SHADOW - Main Result

Calculation: Slagschaduw_WindplanBlauw_Cumulatie

...continued from previous page

	X (east)	Y (north)	Z [m]	Row data/Description	WTG type		Type-generator	Power, rated [kW]	Rotor diameter [m]	Hub height [m]	Shadow data	
					Valid	Manufact.					Calculation distance [m]	RPM
ET05	175,542	510,321	-5.0	Vestas V162-5.6MW (T05 0081-509...	Yes	VESTAS	2-5,600	5,600	162.0	164.0	1,944	12.0
ET06	175,803	510,735	-5.0	Vestas V162-5.6MW (T05 0081-509...	Yes	VESTAS	2-5,600	5,600	162.0	164.0	1,944	12.0
ET07	176,064	511,149	-5.0	Vestas V162-5.6MW (T05 0081-509...	Yes	VESTAS	2-5,600	5,600	162.0	164.0	1,944	12.0
RD01	170,571	507,413	-5.8	Vestas V162-5.6MW (T05 0081-509...	Yes	VESTAS	2-5,600	5,600	162.0	132.0	1,944	12.0
RD02	170,556	507,841	-5.3	Vestas V162-5.6MW (T05 0081-509...	Yes	VESTAS	2-5,600	5,600	162.0	132.0	1,944	12.0
RD03	170,542	508,268	-5.5	Vestas V162-5.6MW (T05 0081-509...	Yes	VESTAS	2-5,600	5,600	162.0	132.0	1,944	12.0
RD04	170,527	508,697	-5.0	Vestas V162-5.6MW (T05 0081-509...	Yes	VESTAS	2-5,600	5,600	162.0	132.0	1,944	12.0
RD05	170,511	509,137	-5.6	Vestas V162-5.6MW (T05 0081-509...	Yes	VESTAS	2-5,600	5,600	162.0	132.0	1,944	12.0
RD06	170,399	509,550	-4.0	Vestas V162-5.6MW (T05 0081-509...	Yes	VESTAS	2-5,600	5,600	162.0	132.0	1,944	12.0
RD07	170,287	509,963	-5.4	Vestas V162-5.6MW (T05 0081-509...	Yes	VESTAS	2-5,600	5,600	162.0	132.0	1,944	12.0
RD08	170,175	510,376	-5.0	Vestas V162-5.6MW (T05 0081-509...	Yes	VESTAS	2-5,600	5,600	162.0	132.0	1,944	12.0
RD09	170,059	510,803	-5.0	Vestas V162-5.6MW (T05 0081-509...	Yes	VESTAS	2-5,600	5,600	162.0	132.0	1,944	12.0
RD10	169,941	511,241	-4.1	Vestas V162-5.6MW (T05 0081-509...	Yes	VESTAS	2-5,600	5,600	162.0	132.0	1,944	12.0
RD11	169,806	511,737	-5.2	Vestas V162-5.6MW (T05 0081-509...	Yes	VESTAS	2-5,600	5,600	162.0	132.0	1,944	12.0
RT01	175,554	507,463	-5.4	Vestas V162-5.6MW (T05 0081-509...	Yes	VESTAS	2-5,600	5,600	162.0	164.0	1,944	12.0
RT02	175,800	507,885	-5.5	Vestas V162-5.6MW (T05 0081-509...	Yes	VESTAS	2-5,600	5,600	162.0	164.0	1,944	12.0
RT03	176,048	508,311	-4.8	Vestas V162-5.6MW (T05 0081-509...	Yes	VESTAS	2-5,600	5,600	162.0	164.0	1,944	12.0
RT04	176,296	508,738	-5.0	Vestas V162-5.6MW (T05 0081-509...	Yes	VESTAS	2-5,600	5,600	162.0	164.0	1,944	12.0
RT05	176,544	509,165	-5.0	Vestas V162-5.6MW (T05 0081-509...	Yes	VESTAS	2-5,600	5,600	162.0	164.0	1,944	12.0
RT06	176,793	509,592	-4.6	Vestas V162-5.6MW (T05 0081-509...	Yes	VESTAS	2-5,600	5,600	162.0	164.0	1,944	12.0
RT07	177,041	510,018	-5.0	Vestas V162-5.6MW (T05 0081-509...	Yes	VESTAS	2-5,600	5,600	162.0	164.0	1,944	12.0
RT08	177,279	510,428	-4.5	Vestas V162-5.6MW (T05 0081-509...	Yes	VESTAS	2-5,600	5,600	162.0	164.0	1,944	12.0
RT09	177,529	510,858	-3.4	Vestas V162-5.6MW (T05 0081-509...	Yes	VESTAS	2-5,600	5,600	162.0	164.0	1,944	12.0
VT01	168,732	507,340	-7.0	Vestas V162-5.6MW (T05 0081-509...	Yes	VESTAS	2-5,600	5,600	162.0	132.0	1,944	12.0
VT02	168,716	507,767	-6.0	Vestas V162-5.6MW (T05 0081-509...	Yes	VESTAS	2-5,600	5,600	162.0	132.0	1,944	12.0
VT03	168,700	508,195	-5.2	Vestas V162-5.6MW (T05 0081-509...	Yes	VESTAS	2-5,600	5,600	162.0	132.0	1,944	12.0
VT04	168,588	508,608	-4.8	Vestas V162-5.6MW (T05 0081-509...	Yes	VESTAS	2-5,600	5,600	162.0	132.0	1,944	12.0
VT05	168,476	509,021	-4.0	Vestas V162-5.6MW (T05 0081-509...	Yes	VESTAS	2-5,600	5,600	162.0	132.0	1,944	12.0
VT06	168,364	509,434	-4.0	Vestas V162-5.6MW (T05 0081-509...	Yes	VESTAS	2-5,600	5,600	162.0	132.0	1,944	12.0
VT07	168,252	509,848	-4.0	Vestas V162-5.6MW (T05 0081-509...	Yes	VESTAS	2-5,600	5,600	162.0	132.0	1,944	12.0
VT08	168,136	510,274	-6.0	Vestas V162-5.6MW (T05 0081-509...	Yes	VESTAS	2-5,600	5,600	162.0	132.0	1,944	12.0
VT09	168,014	510,724	-2.4	Vestas V162-5.6MW (T05 0081-509...	Yes	VESTAS	2-5,600	5,600	162.0	132.0	1,944	12.0
VT10	167,886	511,196	-4.8	Vestas V162-5.6MW (T05 0081-509...	Yes	VESTAS	2-5,600	5,600	162.0	132.0	1,944	12.0

Shadow receptor-Input

No.	Name	X (east)	Y (north)	Z	Width	Height	Elevation a.g.l.	Slope of window [°]	Direction mode	Eye height (ZVI) a.g.l. [m]
	A	175,055	505,784	-5.0	5.0	8.0	0.5	90.0	"Green house mode"	8.5
	AA	175,436	505,897	-5.0	5.0	8.0	0.5	90.0	"Green house mode"	8.5
	aA	174,876	505,739	-6.0	5.0	8.0	0.5	90.0	"Green house mode"	8.5
	aB	174,876	505,745	-6.0	5.0	8.0	0.5	90.0	"Green house mode"	8.5
	AB	175,430	505,887	-5.1	5.0	8.0	0.5	90.0	"Green house mode"	8.5
	aC	176,167	505,764	-6.0	5.0	8.0	0.5	90.0	"Green house mode"	8.5
	AC	175,426	505,877	-5.5	5.0	8.0	0.5	90.0	"Green house mode"	8.5
	AD	175,421	505,867	-5.8	5.0	8.0	0.5	90.0	"Green house mode"	8.5
	aD	177,362	508,093	-3.5	5.0	8.0	0.5	90.0	"Green house mode"	8.5
	aE	175,557	505,839	-5.9	5.0	8.0	0.5	90.0	"Green house mode"	8.5
	AE	175,415	505,857	-6.0	5.0	8.0	0.5	90.0	"Green house mode"	8.5
	aF	175,048	505,716	-5.1	5.0	8.0	0.5	90.0	"Green house mode"	8.5
	AF	175,410	505,847	-5.8	5.0	8.0	0.5	90.0	"Green house mode"	8.5
	aG	175,053	505,714	-5.0	5.0	8.0	0.5	90.0	"Green house mode"	8.5
	AG	175,405	505,836	-5.5	5.0	8.0	0.5	90.0	"Green house mode"	8.5
	aH	175,093	505,694	-5.6	5.0	8.0	0.5	90.0	"Green house mode"	8.5
	AH	175,400	505,826	-5.2	5.0	8.0	0.5	90.0	"Green house mode"	8.5
	AI	175,395	505,817	-5.1	5.0	8.0	0.5	90.0	"Green house mode"	8.5
	aI	175,099	505,691	-5.5	5.0	8.0	0.5	90.0	"Green house mode"	8.5
	aJ	174,977	505,572	-5.8	5.0	8.0	0.5	90.0	"Green house mode"	8.5
	AJ	175,369	505,766	-5.6	5.0	8.0	0.5	90.0	"Green house mode"	8.5
	AK	175,364	505,757	-5.8	5.0	8.0	0.5	90.0	"Green house mode"	8.5
	aK	174,971	505,572	-5.8	5.0	8.0	0.5	90.0	"Green house mode"	8.5
	AL	175,359	505,746	-6.0	5.0	8.0	0.5	90.0	"Green house mode"	8.5
	aL	174,966	505,571	-5.8	5.0	8.0	0.5	90.0	"Green house mode"	8.5

To be continued on next page...

SHADOW - Main Result

Calculation: Slagschaduw_WindplanBlauw_Cumulatie

...continued from previous page

No.	Name	X (east)	Y (north)	Z	Width	Height	Elevation	Slope of	Direction mode	Eye height
		[m]	[m]	[m]	[m]	[m]	a.g.l.	window		(ZVI) a.g.l.
							[m]	[°]		[m]
aM		174,961	505,570	-5.8	5.0	8.0	0.5	90.0	"Green house mode"	8.5
AM		175,354	505,736	-6.0	5.0	8.0	0.5	90.0	"Green house mode"	8.5
aN		174,955	505,571	-5.9	5.0	8.0	0.5	90.0	"Green house mode"	8.5
AN		175,349	505,726	-6.0	5.0	8.0	0.5	90.0	"Green house mode"	8.5
AO		175,343	505,716	-6.0	5.0	8.0	0.5	90.0	"Green house mode"	8.5
aO		174,950	505,570	-5.9	5.0	8.0	0.5	90.0	"Green house mode"	8.5
aP		174,944	505,569	-6.0	5.0	8.0	0.5	90.0	"Green house mode"	8.5
AP		175,338	505,706	-6.0	5.0	8.0	0.5	90.0	"Green house mode"	8.5
AQ		175,333	505,695	-6.0	5.0	8.0	0.5	90.0	"Green house mode"	8.5
aQ		174,928	505,568	-6.0	5.0	8.0	0.5	90.0	"Green house mode"	8.5
aR		174,923	505,567	-6.0	5.0	8.0	0.5	90.0	"Green house mode"	8.5
AR		175,328	505,685	-6.0	5.0	8.0	0.5	90.0	"Green house mode"	8.5
AS		175,323	505,675	-6.0	5.0	8.0	0.5	90.0	"Green house mode"	8.5
aS		174,918	505,566	-6.0	5.0	8.0	0.5	90.0	"Green house mode"	8.5
aT		174,912	505,566	-6.0	5.0	8.0	0.5	90.0	"Green house mode"	8.5
AT		174,950	505,838	-4.4	5.0	8.0	0.5	90.0	"Green house mode"	8.5
AU		175,114	505,753	-5.0	5.0	8.0	0.5	90.0	"Green house mode"	8.5
aU		174,907	505,565	-6.0	5.0	8.0	0.5	90.0	"Green house mode"	8.5
AV		175,108	505,756	-5.0	5.0	8.0	0.5	90.0	"Green house mode"	8.5
aV		174,902	505,564	-6.0	5.0	8.0	0.5	90.0	"Green house mode"	8.5
AW		175,045	505,986	-5.8	5.0	8.0	0.5	90.0	"Green house mode"	8.5
aW		174,896	505,564	-6.2	5.0	8.0	0.5	90.0	"Green house mode"	8.5
AX		175,045	505,986	-5.8	5.0	8.0	0.5	90.0	"Green house mode"	8.5
aX		174,891	505,563	-6.3	5.0	8.0	0.5	90.0	"Green house mode"	8.5
aY		175,048	505,537	-5.1	5.0	8.0	0.5	90.0	"Green house mode"	8.5
AY		175,055	506,006	-6.0	5.0	8.0	0.5	90.0	"Green house mode"	8.5
aZ		174,939	505,568	-6.0	5.0	8.0	0.5	90.0	"Green house mode"	8.5
AZ		175,051	505,999	-6.0	5.0	8.0	0.5	90.0	"Green house mode"	8.5
B		175,062	505,782	-5.0	5.0	8.0	0.5	90.0	"Green house mode"	8.5
bA		175,077	505,540	-5.0	5.0	8.0	0.5	90.0	"Green house mode"	8.5
BA		175,076	506,051	-6.3	5.0	8.0	0.5	90.0	"Green house mode"	8.5
bB		175,116	505,580	-5.0	5.0	8.0	0.5	90.0	"Green house mode"	8.5
BB		175,426	508,748	-4.2	5.0	8.0	0.5	90.0	"Green house mode"	8.5
BC		175,067	506,023	-6.2	5.0	8.0	0.5	90.0	"Green house mode"	8.5
bC		175,109	505,582	-5.0	5.0	8.0	0.5	90.0	"Green house mode"	8.5
BD		175,063	506,017	-6.1	5.0	8.0	0.5	90.0	"Green house mode"	8.5
bD		175,102	505,581	-5.0	5.0	8.0	0.5	90.0	"Green house mode"	8.5
BE		172,085	506,187	-3.7	5.0	8.0	0.5	90.0	"Green house mode"	8.5
bE		175,096	505,580	-5.0	5.0	8.0	0.5	90.0	"Green house mode"	8.5
Bedrijfswoning 1	Bedrijfswoning 1	170,045	511,612	-4.2	5.0	8.0	0.5	90.0	"Green house mode"	8.5
Bedrijfswoning 2	Bedrijfswoning 2	168,230	511,118	-1.7	5.0	8.0	0.5	90.0	"Green house mode"	8.5
Bedrijfswoning 3	Bedrijfswoning 3	168,141	511,093	-1.1	5.0	8.0	0.5	90.0	"Green house mode"	8.5
Bedrijfswoning 4	Bedrijfswoning 4	168,398	507,864	-4.0	5.0	8.0	0.5	90.0	"Green house mode"	8.5
Bedrijfswoning 5	Bedrijfswoning 5	168,360	507,795	-5.2	5.0	8.0	0.5	90.0	"Green house mode"	8.5
Bedrijfswoning 6	Bedrijfswoning 6	169,470	511,844	-3.3	5.0	8.0	0.5	90.0	"Green house mode"	8.5
bF		175,089	505,579	-5.1	5.0	8.0	0.5	90.0	"Green house mode"	8.5
BF		174,956	505,842	-4.5	5.0	8.0	0.5	90.0	"Green house mode"	8.5
BG		175,090	505,764	-5.0	5.0	8.0	0.5	90.0	"Green house mode"	8.5
bG		175,083	505,579	-5.2	5.0	8.0	0.5	90.0	"Green house mode"	8.5
BH		175,096	505,761	-5.0	5.0	8.0	0.5	90.0	"Green house mode"	8.5
bH		175,075	505,578	-5.4	5.0	8.0	0.5	90.0	"Green house mode"	8.5
bl		175,069	505,578	-5.5	5.0	8.0	0.5	90.0	"Green house mode"	8.5
BI		175,260	505,879	-5.8	5.0	8.0	0.5	90.0	"Green house mode"	8.5
bJ		175,047	505,576	-5.9	5.0	8.0	0.5	90.0	"Green house mode"	8.5
BJ		175,299	505,857	-5.0	5.0	8.0	0.5	90.0	"Green house mode"	8.5
bK		175,040	505,575	-5.9	5.0	8.0	0.5	90.0	"Green house mode"	8.5
BK		175,025	505,879	-5.2	5.0	8.0	0.5	90.0	"Green house mode"	8.5
BL		175,072	505,773	-5.0	5.0	8.0	0.5	90.0	"Green house mode"	8.5
bL		175,033	505,574	-5.9	5.0	8.0	0.5	90.0	"Green house mode"	8.5
bM		175,027	505,574	-5.9	5.0	8.0	0.5	90.0	"Green house mode"	8.5
BM		175,078	505,770	-5.0	5.0	8.0	0.5	90.0	"Green house mode"	8.5
BN		175,506	505,675	-6.0	5.0	8.0	0.5	90.0	"Green house mode"	8.5
bN		175,020	505,573	-6.0	5.0	8.0	0.5	90.0	"Green house mode"	8.5
BO		175,533	505,663	-5.3	5.0	8.0	0.5	90.0	"Green house mode"	8.5
bO		175,012	505,572	-6.0	5.0	8.0	0.5	90.0	"Green house mode"	8.5

To be continued on next page...

SHADOW - Main Result

Calculation: Slagschaduw_WindplanBlauw_Cumulatie

...continued from previous page

No.	Name	X (east)	Y (north)	Z	Width	Height	Elevation a.g.l.	Slope of window [°]	Direction mode	Eye height (ZVI) a.g.l. [m]
	BP	175,499	505,659	-5.9	5.0	8.0	0.5	90.0	"Green house mode"	8.5
	bP	175,007	505,571	-5.9	5.0	8.0	0.5	90.0	"Green house mode"	8.5
	BQ	175,495	505,646	-5.7	5.0	8.0	0.5	90.0	"Green house mode"	8.5
	bQ	174,999	505,571	-5.9	5.0	8.0	0.5	90.0	"Green house mode"	8.5
	BR	175,493	505,641	-5.7	5.0	8.0	0.5	90.0	"Green house mode"	8.5
	bR	175,062	505,538	-5.0	5.0	8.0	0.5	90.0	"Green house mode"	8.5
	BS	175,491	505,636	-5.7	5.0	8.0	0.5	90.0	"Green house mode"	8.5
	bS	174,950	505,763	-5.7	5.0	8.0	0.5	90.0	"Green house mode"	8.5
	BT	175,488	505,631	-5.7	5.0	8.0	0.5	90.0	"Green house mode"	8.5
	bT	174,954	505,760	-5.7	5.0	8.0	0.5	90.0	"Green house mode"	8.5
	bU	174,981	506,024	-5.5	5.0	8.0	0.5	90.0	"Green house mode"	8.5
	BU	175,486	505,626	-5.8	5.0	8.0	0.5	90.0	"Green house mode"	8.5
	bV	174,985	506,021	-5.4	5.0	8.0	0.5	90.0	"Green house mode"	8.5
	BV	175,483	505,621	-5.8	5.0	8.0	0.5	90.0	"Green house mode"	8.5
	BW	175,481	505,616	-5.9	5.0	8.0	0.5	90.0	"Green house mode"	8.5
	bW	174,990	506,018	-5.5	5.0	8.0	0.5	90.0	"Green house mode"	8.5
	bX	174,995	506,016	-5.6	5.0	8.0	0.5	90.0	"Green house mode"	8.5
	BX	175,479	505,611	-6.0	5.0	8.0	0.5	90.0	"Green house mode"	8.5
	BY	174,975	505,823	-4.0	5.0	8.0	0.5	90.0	"Green house mode"	8.5
	bY	174,999	506,013	-5.6	5.0	8.0	0.5	90.0	"Green house mode"	8.5
	bZ	175,004	506,010	-5.7	5.0	8.0	0.5	90.0	"Green house mode"	8.5
	BZ	174,981	505,820	-4.1	5.0	8.0	0.5	90.0	"Green house mode"	8.5
	C	172,675	506,252	-5.0	5.0	8.0	0.5	90.0	"Green house mode"	8.5
	cA	175,009	506,007	-5.7	5.0	8.0	0.5	90.0	"Green house mode"	8.5
	CA	175,010	505,805	-4.3	5.0	8.0	0.5	90.0	"Green house mode"	8.5
	cB	175,013	506,004	-5.7	5.0	8.0	0.5	90.0	"Green house mode"	8.5
	CB	175,017	505,802	-4.2	5.0	8.0	0.5	90.0	"Green house mode"	8.5
	CC	175,455	505,627	-5.4	5.0	8.0	0.5	90.0	"Green house mode"	8.5
	cC	175,018	506,001	-5.7	5.0	8.0	0.5	90.0	"Green house mode"	8.5
	CD	175,444	505,632	-5.1	5.0	8.0	0.5	90.0	"Green house mode"	8.5
	cD	174,966	505,755	-5.5	5.0	8.0	0.5	90.0	"Green house mode"	8.5
	CE	174,994	505,815	-4.3	5.0	8.0	0.5	90.0	"Green house mode"	8.5
	cE	174,966	505,754	-5.5	5.0	8.0	0.5	90.0	"Green house mode"	8.5
	CF	175,000	505,813	-4.3	5.0	8.0	0.5	90.0	"Green house mode"	8.5
	cF	174,971	505,752	-5.5	5.0	8.0	0.5	90.0	"Green house mode"	8.5
	cG	174,970	505,752	-5.5	5.0	8.0	0.5	90.0	"Green house mode"	8.5
	CG	175,217	505,903	-5.6	5.0	8.0	0.5	90.0	"Green house mode"	8.5
	CH	176,338	506,144	-5.0	5.0	8.0	0.5	90.0	"Green house mode"	8.5
	cH	174,981	505,747	-5.5	5.0	8.0	0.5	90.0	"Green house mode"	8.5
	CI	175,036	505,795	-4.6	5.0	8.0	0.5	90.0	"Green house mode"	8.5
	cl	174,988	505,745	-5.5	5.0	8.0	0.5	90.0	"Green house mode"	8.5
	CJ	175,029	505,798	-4.4	5.0	8.0	0.5	90.0	"Green house mode"	8.5
	cJ	175,091	505,540	-5.0	5.0	8.0	0.5	90.0	"Green house mode"	8.5
	CK	175,450	505,705	-5.0	5.0	8.0	0.5	90.0	"Green house mode"	8.5
	cK	175,037	505,722	-5.2	5.0	8.0	0.5	90.0	"Green house mode"	8.5
	CL	172,657	509,570	-3.2	5.0	8.0	0.5	90.0	"Green house mode"	8.5
	cL	175,031	505,724	-5.2	5.0	8.0	0.5	90.0	"Green house mode"	8.5
	CM	174,987	505,904	-5.0	5.0	8.0	0.5	90.0	"Green house mode"	8.5
	cM	174,978	505,960	-5.0	5.0	8.0	0.5	90.0	"Green house mode"	8.5
	cN	174,976	505,955	-5.0	5.0	8.0	0.5	90.0	"Green house mode"	8.5
	CN	175,701	509,069	-3.5	5.0	8.0	0.5	90.0	"Green house mode"	8.5
	CO	172,741	512,035	-2.9	5.0	8.0	0.5	90.0	"Green house mode"	8.5
	cO	174,973	505,951	-5.0	5.0	8.0	0.5	90.0	"Green house mode"	8.5
	cP	174,971	505,946	-5.0	5.0	8.0	0.5	90.0	"Green house mode"	8.5
	CP	172,784	512,131	-4.9	5.0	8.0	0.5	90.0	"Green house mode"	8.5
	cQ	174,968	505,941	-5.0	5.0	8.0	0.5	90.0	"Green house mode"	8.5
	CQ	172,755	511,986	-3.5	5.0	8.0	0.5	90.0	"Green house mode"	8.5
	cR	174,966	505,936	-5.0	5.0	8.0	0.5	90.0	"Green house mode"	8.5
	CR	172,835	511,695	-3.1	5.0	8.0	0.5	90.0	"Green house mode"	8.5
	CS	173,019	511,284	-4.8	5.0	8.0	0.5	90.0	"Green house mode"	8.5
	cS	174,963	505,931	-5.0	5.0	8.0	0.5	90.0	"Green house mode"	8.5
	cT	174,961	505,926	-5.0	5.0	8.0	0.5	90.0	"Green house mode"	8.5
	CT	172,979	511,166	-4.0	5.0	8.0	0.5	90.0	"Green house mode"	8.5
	CU	173,085	510,780	-3.6	5.0	8.0	0.5	90.0	"Green house mode"	8.5
	cU	174,959	505,922	-5.0	5.0	8.0	0.5	90.0	"Green house mode"	8.5

To be continued on next page...

SHADOW - Main Result

Calculation: Slagschaduw_WindplanBlauw_Cumulatie

...continued from previous page

No.	Name	X (east)	Y (north)	Z	Width	Height	Elevation a.g.l.	Slope of window [°]	Direction mode	Eye height (ZVI) a.g.l. [m]
CV		172,944	510,309	-3.6	5.0	8.0	0.5	90.0	"Green house mode"	8.5
cV		174,956	505,917	-5.0	5.0	8.0	0.5	90.0	"Green house mode"	8.5
cW		174,954	505,911	-5.0	5.0	8.0	0.5	90.0	"Green house mode"	8.5
CW		172,916	508,336	-3.6	5.0	8.0	0.5	90.0	"Green house mode"	8.5
cX		174,933	505,978	-5.0	5.0	8.0	0.5	90.0	"Green house mode"	8.5
CX		172,851	508,241	-2.5	5.0	8.0	0.5	90.0	"Green house mode"	8.5
cY		174,930	505,974	-4.9	5.0	8.0	0.5	90.0	"Green house mode"	8.5
CY		172,570	507,825	-4.4	5.0	8.0	0.5	90.0	"Green house mode"	8.5
cZ		174,927	505,969	-4.9	5.0	8.0	0.5	90.0	"Green house mode"	8.5
CZ		172,527	507,760	-4.8	5.0	8.0	0.5	90.0	"Green house mode"	8.5
D		175,024	505,927	-5.0	5.0	8.0	0.5	90.0	"Green house mode"	8.5
dA		174,924	505,965	-4.8	5.0	8.0	0.5	90.0	"Green house mode"	8.5
DA		172,352	507,500	-5.0	5.0	8.0	0.5	90.0	"Green house mode"	8.5
DB		172,136	507,178	-5.2	5.0	8.0	0.5	90.0	"Green house mode"	8.5
dB		174,921	505,960	-4.7	5.0	8.0	0.5	90.0	"Green house mode"	8.5
DC		175,391	505,733	-6.0	5.0	8.0	0.5	90.0	"Green house mode"	8.5
dC		174,918	505,956	-4.6	5.0	8.0	0.5	90.0	"Green house mode"	8.5
dD		174,915	505,951	-4.4	5.0	8.0	0.5	90.0	"Green house mode"	8.5
DD		175,414	505,722	-5.4	5.0	8.0	0.5	90.0	"Green house mode"	8.5
DE		175,383	505,722	-6.0	5.0	8.0	0.5	90.0	"Green house mode"	8.5
dE		174,912	505,947	-4.4	5.0	8.0	0.5	90.0	"Green house mode"	8.5
dF		174,909	505,942	-4.4	5.0	8.0	0.5	90.0	"Green house mode"	8.5
DF		175,408	505,709	-5.6	5.0	8.0	0.5	90.0	"Green house mode"	8.5
dG		174,906	505,938	-4.5	5.0	8.0	0.5	90.0	"Green house mode"	8.5
DG		175,377	505,706	-6.0	5.0	8.0	0.5	90.0	"Green house mode"	8.5
dH		174,903	505,933	-4.6	5.0	8.0	0.5	90.0	"Green house mode"	8.5
DH		175,370	505,691	-6.0	5.0	8.0	0.5	90.0	"Green house mode"	8.5
DI		175,394	505,681	-6.0	5.0	8.0	0.5	90.0	"Green house mode"	8.5
dI		174,896	505,922	-4.9	5.0	8.0	0.5	90.0	"Green house mode"	8.5
DJ		175,365	505,679	-6.0	5.0	8.0	0.5	90.0	"Green house mode"	8.5
dJ		174,893	505,917	-5.0	5.0	8.0	0.5	90.0	"Green house mode"	8.5
DK		175,388	505,669	-5.8	5.0	8.0	0.5	90.0	"Green house mode"	8.5
dK		174,889	505,913	-5.1	5.0	8.0	0.5	90.0	"Green house mode"	8.5
dL		174,887	505,909	-5.1	5.0	8.0	0.5	90.0	"Green house mode"	8.5
DL		175,360	505,667	-5.8	5.0	8.0	0.5	90.0	"Green house mode"	8.5
DM		175,383	505,657	-5.4	5.0	8.0	0.5	90.0	"Green house mode"	8.5
dM		174,884	505,904	-5.2	5.0	8.0	0.5	90.0	"Green house mode"	8.5
dN		174,881	505,900	-5.3	5.0	8.0	0.5	90.0	"Green house mode"	8.5
DN		175,377	505,647	-5.1	5.0	8.0	0.5	90.0	"Green house mode"	8.5
DO		175,355	505,658	-5.5	5.0	8.0	0.5	90.0	"Green house mode"	8.5
dO		174,878	505,895	-5.5	5.0	8.0	0.5	90.0	"Green house mode"	8.5
DP		175,353	505,652	-5.3	5.0	8.0	0.5	90.0	"Green house mode"	8.5
dP		174,874	505,891	-5.7	5.0	8.0	0.5	90.0	"Green house mode"	8.5
DQ		175,350	505,648	-5.2	5.0	8.0	0.5	90.0	"Green house mode"	8.5
dQ		174,872	505,886	-5.7	5.0	8.0	0.5	90.0	"Green house mode"	8.5
dR		174,868	505,882	-5.7	5.0	8.0	0.5	90.0	"Green house mode"	8.5
DR		175,348	505,643	-5.0	5.0	8.0	0.5	90.0	"Green house mode"	8.5
DS		175,346	505,638	-4.9	5.0	8.0	0.5	90.0	"Green house mode"	8.5
dS		174,865	505,877	-5.6	5.0	8.0	0.5	90.0	"Green house mode"	8.5
DT		175,343	505,633	-4.8	5.0	8.0	0.5	90.0	"Green house mode"	8.5
dT		174,862	505,873	-5.5	5.0	8.0	0.5	90.0	"Green house mode"	8.5
DU		174,974	505,605	-5.9	5.0	8.0	0.5	90.0	"Green house mode"	8.5
dU		174,883	505,868	-5.2	5.0	8.0	0.5	90.0	"Green house mode"	8.5
dV		174,888	505,865	-5.1	5.0	8.0	0.5	90.0	"Green house mode"	8.5
DV		175,003	505,595	-6.0	5.0	8.0	0.5	90.0	"Green house mode"	8.5
dW		174,893	505,863	-5.0	5.0	8.0	0.5	90.0	"Green house mode"	8.5
DW		174,969	505,604	-5.8	5.0	8.0	0.5	90.0	"Green house mode"	8.5
DX		175,003	505,601	-6.0	5.0	8.0	0.5	90.0	"Green house mode"	8.5
dX		174,897	505,861	-5.0	5.0	8.0	0.5	90.0	"Green house mode"	8.5
dY		174,902	505,858	-5.0	5.0	8.0	0.5	90.0	"Green house mode"	8.5
DY		174,963	505,603	-5.7	5.0	8.0	0.5	90.0	"Green house mode"	8.5
dZ		174,907	505,856	-5.0	5.0	8.0	0.5	90.0	"Green house mode"	8.5
DZ		174,958	505,603	-5.6	5.0	8.0	0.5	90.0	"Green house mode"	8.5
E		173,767	509,650	-5.1	5.0	8.0	0.5	90.0	"Green house mode"	8.5
EA		175,002	505,611	-6.0	5.0	8.0	0.5	90.0	"Green house mode"	8.5

To be continued on next page...

SHADOW - Main Result

Calculation: Slagschaduw_WindplanBlauw_Cumulatie

...continued from previous page

No.	Name	X (east)	Y (north)	Z	Width	Height	Elevation a.g.l.	Slope of window [°]	Direction mode	Eye height (ZVI) a.g.l. [m]
eA		174,912	505,853	-5.0	5.0	8.0	0.5	90.0	"Green house mode"	8.5
eB		174,917	505,851	-4.9	5.0	8.0	0.5	90.0	"Green house mode"	8.5
EB		174,953	505,602	-5.5	5.0	8.0	0.5	90.0	"Green house mode"	8.5
EC		175,001	505,617	-5.9	5.0	8.0	0.5	90.0	"Green house mode"	8.5
eC		174,922	505,849	-4.8	5.0	8.0	0.5	90.0	"Green house mode"	8.5
eD		174,926	505,846	-4.8	5.0	8.0	0.5	90.0	"Green house mode"	8.5
ED		174,947	505,602	-5.4	5.0	8.0	0.5	90.0	"Green house mode"	8.5
eE		175,021	505,730	-5.1	5.0	8.0	0.5	90.0	"Green house mode"	8.5
EE		175,001	505,622	-5.9	5.0	8.0	0.5	90.0	"Green house mode"	8.5
EF		174,938	505,600	-5.4	5.0	8.0	0.5	90.0	"Green house mode"	8.5
eF		175,016	505,733	-5.0	5.0	8.0	0.5	90.0	"Green house mode"	8.5
eG		175,438	505,814	-5.6	5.0	8.0	0.5	90.0	"Green house mode"	8.5
EG		175,000	505,628	-5.8	5.0	8.0	0.5	90.0	"Green house mode"	8.5
EH		174,933	505,600	-5.5	5.0	8.0	0.5	90.0	"Green house mode"	8.5
eH		175,441	505,819	-5.8	5.0	8.0	0.5	90.0	"Green house mode"	8.5
eI		174,999	505,741	-5.3	5.0	8.0	0.5	90.0	"Green house mode"	8.5
EI		174,999	505,638	-5.6	5.0	8.0	0.5	90.0	"Green house mode"	8.5
eJ		175,005	505,738	-5.2	5.0	8.0	0.5	90.0	"Green house mode"	8.5
EJ		174,928	505,599	-5.6	5.0	8.0	0.5	90.0	"Green house mode"	8.5
EK		174,998	505,643	-5.5	5.0	8.0	0.5	90.0	"Green house mode"	8.5
eK		175,074	505,704	-5.6	5.0	8.0	0.5	90.0	"Green house mode"	8.5
EL		174,922	505,599	-5.7	5.0	8.0	0.5	90.0	"Green house mode"	8.5
eL		175,079	505,701	-5.7	5.0	8.0	0.5	90.0	"Green house mode"	8.5
eM		175,462	505,862	-5.1	5.0	8.0	0.5	90.0	"Green house mode"	8.5
EM		174,998	505,648	-5.5	5.0	8.0	0.5	90.0	"Green house mode"	8.5
eN		175,465	505,867	-5.0	5.0	8.0	0.5	90.0	"Green house mode"	8.5
EN		174,917	505,599	-5.8	5.0	8.0	0.5	90.0	"Green house mode"	8.5
EO		174,997	505,654	-5.5	5.0	8.0	0.5	90.0	"Green house mode"	8.5
eO		175,470	505,878	-5.1	5.0	8.0	0.5	90.0	"Green house mode"	8.5
eP		175,472	505,883	-5.1	5.0	8.0	0.5	90.0	"Green house mode"	8.5
EP		174,926	505,620	-5.3	5.0	8.0	0.5	90.0	"Green house mode"	8.5
eQ		175,107	505,540	-5.0	5.0	8.0	0.5	90.0	"Green house mode"	8.5
EQ		174,997	505,659	-5.5	5.0	8.0	0.5	90.0	"Green house mode"	8.5
ER		174,926	505,626	-5.2	5.0	8.0	0.5	90.0	"Green house mode"	8.5
eR		174,992	506,066	-6.0	5.0	8.0	0.5	90.0	"Green house mode"	8.5
ES		174,996	505,664	-5.5	5.0	8.0	0.5	90.0	"Green house mode"	8.5
eS		174,989	506,061	-6.0	5.0	8.0	0.5	90.0	"Green house mode"	8.5
ET		174,925	505,631	-5.1	5.0	8.0	0.5	90.0	"Green house mode"	8.5
eT		174,984	506,057	-6.0	5.0	8.0	0.5	90.0	"Green house mode"	8.5
eU		174,986	506,056	-6.0	5.0	8.0	0.5	90.0	"Green house mode"	8.5
EU		174,996	505,670	-5.5	5.0	8.0	0.5	90.0	"Green house mode"	8.5
eV		174,979	506,047	-6.0	5.0	8.0	0.5	90.0	"Green house mode"	8.5
EV		174,925	505,636	-5.1	5.0	8.0	0.5	90.0	"Green house mode"	8.5
EW		174,925	505,642	-5.0	5.0	8.0	0.5	90.0	"Green house mode"	8.5
eW		174,982	506,051	-6.0	5.0	8.0	0.5	90.0	"Green house mode"	8.5
eX		174,987	506,062	-6.0	5.0	8.0	0.5	90.0	"Green house mode"	8.5
EX		175,007	505,693	-5.9	5.0	8.0	0.5	90.0	"Green house mode"	8.5
eY		174,979	506,047	-6.0	5.0	8.0	0.5	90.0	"Green house mode"	8.5
EY		174,924	505,647	-5.0	5.0	8.0	0.5	90.0	"Green house mode"	8.5
EZ		175,002	505,695	-5.9	5.0	8.0	0.5	90.0	"Green house mode"	8.5
eZ		174,976	506,042	-6.0	5.0	8.0	0.5	90.0	"Green house mode"	8.5
F		175,068	506,109	-6.4	5.0	8.0	0.5	90.0	"Green house mode"	8.5
FA		174,923	505,652	-5.0	5.0	8.0	0.5	90.0	"Green house mode"	8.5
fA		174,973	506,037	-5.7	5.0	8.0	0.5	90.0	"Green house mode"	8.5
FB		174,998	505,698	-5.9	5.0	8.0	0.5	90.0	"Green house mode"	8.5
fB		174,970	506,033	-5.6	5.0	8.0	0.5	90.0	"Green house mode"	8.5
fC		174,967	506,028	-5.4	5.0	8.0	0.5	90.0	"Green house mode"	8.5
FC		174,923	505,658	-5.0	5.0	8.0	0.5	90.0	"Green house mode"	8.5
FD		174,922	505,666	-5.0	5.0	8.0	0.5	90.0	"Green house mode"	8.5
fD		175,087	505,962	-5.0	5.0	8.0	0.5	90.0	"Green house mode"	8.5
FE		174,988	505,702	-6.0	5.0	8.0	0.5	90.0	"Green house mode"	8.5
fE		175,160	505,926	-5.1	5.0	8.0	0.5	90.0	"Green house mode"	8.5
FF		175,359	505,917	-5.0	5.0	8.0	0.5	90.0	"Green house mode"	8.5
fF		175,229	505,975	-5.2	5.0	8.0	0.5	90.0	"Green house mode"	8.5
FG		175,362	505,923	-5.0	5.0	8.0	0.5	90.0	"Green house mode"	8.5

To be continued on next page...

SHADOW - Main Result

Calculation: Slagschaduw_WindplanBlauw_Cumulatie

...continued from previous page

No.	Name	X (east)	Y (north)	Z	Width	Height	Elevation a.g.l.	Slope of window [°]	Direction mode	Eye height (ZVI) a.g.l. [m]	
	fG	175,218	505,981	-5.0	5.0	8.0	0.5	90.0	"Green house mode"	8.5	
	fH	175,207	505,987	-5.1	5.0	8.0	0.5	90.0	"Green house mode"	8.5	
	FH	175,364	505,928	-5.1	5.0	8.0	0.5	90.0	"Green house mode"	8.5	
	fl	175,196	505,993	-5.5	5.0	8.0	0.5	90.0	"Green house mode"	8.5	
	FI	175,367	505,933	-5.1	5.0	8.0	0.5	90.0	"Green house mode"	8.5	
	fJ	175,186	505,999	-5.7	5.0	8.0	0.5	90.0	"Green house mode"	8.5	
	FJ	175,370	505,939	-5.3	5.0	8.0	0.5	90.0	"Green house mode"	8.5	
	FK	175,373	505,944	-5.4	5.0	8.0	0.5	90.0	"Green house mode"	8.5	
	fK	175,175	506,005	-5.9	5.0	8.0	0.5	90.0	"Green house mode"	8.5	
	FL	175,375	505,949	-5.5	5.0	8.0	0.5	90.0	"Green house mode"	8.5	
	fL	175,164	506,012	-6.0	5.0	8.0	0.5	90.0	"Green house mode"	8.5	
	fM	174,975	505,823	-4.0	5.0	8.0	0.5	90.0	"Green house mode"	8.5	
	FM	175,378	505,954	-5.6	5.0	8.0	0.5	90.0	"Green house mode"	8.5	
	FN	175,381	505,959	-5.6	5.0	8.0	0.5	90.0	"Green house mode"	8.5	
	fN	174,980	505,820	-4.1	5.0	8.0	0.5	90.0	"Green house mode"	8.5	
	FO	175,363	505,969	-5.5	5.0	8.0	0.5	90.0	"Green house mode"	8.5	
	fO	175,040	505,604	-6.0	5.0	8.0	0.5	90.0	"Green house mode"	8.5	
	fP	175,039	505,610	-6.0	5.0	8.0	0.5	90.0	"Green house mode"	8.5	
	FP	175,357	505,971	-5.6	5.0	8.0	0.5	90.0	"Green house mode"	8.5	
	FQ	175,353	505,973	-5.7	5.0	8.0	0.5	90.0	"Green house mode"	8.5	
	fQ	175,038	505,624	-5.7	5.0	8.0	0.5	90.0	"Green house mode"	8.5	
	fR	175,038	505,630	-5.6	5.0	8.0	0.5	90.0	"Green house mode"	8.5	
	FR	175,348	505,976	-5.8	5.0	8.0	0.5	90.0	"Green house mode"	8.5	
	fS	175,036	505,644	-5.5	5.0	8.0	0.5	90.0	"Green house mode"	8.5	
	FS	175,343	505,978	-5.8	5.0	8.0	0.5	90.0	"Green house mode"	8.5	
	fT	175,035	505,650	-5.6	5.0	8.0	0.5	90.0	"Green house mode"	8.5	
	FT	175,338	505,980	-5.9	5.0	8.0	0.5	90.0	"Green house mode"	8.5	
	FU	175,333	505,983	-6.0	5.0	8.0	0.5	90.0	"Green house mode"	8.5	
	fU	175,033	505,664	-5.9	5.0	8.0	0.5	90.0	"Green house mode"	8.5	
	FV	175,174	505,920	-5.2	5.0	8.0	0.5	90.0	"Green house mode"	8.5	
	fV	175,033	505,670	-6.0	5.0	8.0	0.5	90.0	"Green house mode"	8.5	
	FW	175,191	505,913	-5.5	5.0	8.0	0.5	90.0	"Green house mode"	8.5	
	fW	175,034	505,689	-5.7	5.0	8.0	0.5	90.0	"Green house mode"	8.5	
	FX	175,245	505,892	-6.0	5.0	8.0	0.5	90.0	"Green house mode"	8.5	
	fX	175,033	505,685	-5.8	5.0	8.0	0.5	90.0	"Green house mode"	8.5	
	FY	175,277	505,870	-5.4	5.0	8.0	0.5	90.0	"Green house mode"	8.5	
	fY	172,048	506,201	-5.1	5.0	8.0	0.5	90.0	"Green house mode"	8.5	
	FZ	175,325	505,848	-5.0	5.0	8.0	0.5	90.0	"Green house mode"	8.5	
	fZ	175,112	505,684	-5.2	5.0	8.0	0.5	90.0	"Green house mode"	8.5	
	G	175,064	506,104	-6.7	5.0	8.0	0.5	90.0	"Green house mode"	8.5	
	GA	175,330	505,858	-5.0	5.0	8.0	0.5	90.0	"Green house mode"	8.5	
	gA	175,119	505,681	-5.1	5.0	8.0	0.5	90.0	"Green house mode"	8.5	
	gB	175,253	506,021	-6.0	5.0	8.0	0.5	90.0	"Green house mode"	8.5	
	GB	175,333	505,863	-5.0	5.0	8.0	0.5	90.0	"Green house mode"	8.5	
	GC	175,337	505,873	-5.0	5.0	8.0	0.5	90.0	"Green house mode"	8.5	
	gC	175,249	506,023	-6.0	5.0	8.0	0.5	90.0	"Green house mode"	8.5	
	GD	175,340	505,878	-5.0	5.0	8.0	0.5	90.0	"Green house mode"	8.5	
	gD	175,243	506,025	-6.0	5.0	8.0	0.5	90.0	"Green house mode"	8.5	
	GE	175,345	505,889	-5.0	5.0	8.0	0.5	90.0	"Green house mode"	8.5	
	gE	175,239	506,027	-6.0	5.0	8.0	0.5	90.0	"Green house mode"	8.5	
	Gezondheidszorg of onderwijs	Gezondheidszorg of onderwijs	172,072	508,981	-3.2	5.0	8.0	0.5	90.0	"Green house mode"	8.5
	Gezondheidszorg of onderwijs	Gezondheidszorg of onderwijs	172,370	509,110	-3.0	5.0	8.0	0.5	90.0	"Green house mode"	8.5
	Gezondheidszorg of onderwijs	Gezondheidszorg of onderwijs	172,096	509,001	-3.8	5.0	8.0	0.5	90.0	"Green house mode"	8.5
	Gezondheidszorg of onderwijs	Gezondheidszorg of onderwijs	172,090	508,889	-3.4	5.0	8.0	0.5	90.0	"Green house mode"	8.5
	Gezondheidszorg of onderwijs	Gezondheidszorg of onderwijs	172,278	509,414	-3.0	5.0	8.0	0.5	90.0	"Green house mode"	8.5
	Gezondheidszorg of onderwijs	Gezondheidszorg of onderwijs	171,927	509,194	-3.4	5.0	8.0	0.5	90.0	"Green house mode"	8.5
	GF	175,555	505,738	-4.0	5.0	8.0	0.5	90.0	"Green house mode"	8.5	
	gF	175,234	506,030	-6.0	5.0	8.0	0.5	90.0	"Green house mode"	8.5	
	gG	175,228	506,032	-6.0	5.0	8.0	0.5	90.0	"Green house mode"	8.5	
	GG	175,580	505,722	-3.5	5.0	8.0	0.5	90.0	"Green house mode"	8.5	
	gH	175,224	506,034	-6.0	5.0	8.0	0.5	90.0	"Green house mode"	8.5	
	GH	175,559	505,744	-4.2	5.0	8.0	0.5	90.0	"Green house mode"	8.5	
	GI	175,583	505,730	-3.9	5.0	8.0	0.5	90.0	"Green house mode"	8.5	
	gI	175,216	506,038	-6.0	5.0	8.0	0.5	90.0	"Green house mode"	8.5	
	gJ	175,211	506,040	-6.0	5.0	8.0	0.5	90.0	"Green house mode"	8.5	

To be continued on next page...

SHADOW - Main Result

Calculation: Slagschaduw_WindplanBlauw_Cumulatie

...continued from previous page

No.	Name	X (east)	Y (north)	Z	Width	Height	Elevation a.g.l.	Slope of window [°]	Direction mode	Eye height (ZVI) a.g.l. [m]
	GJ	175,565	505,757	-4.7	5.0	8.0	0.5	90.0	"Green house mode"	8.5
	GK	175,589	505,742	-4.4	5.0	8.0	0.5	90.0	"Green house mode"	8.5
	gK	175,206	506,043	-6.0	5.0	8.0	0.5	90.0	"Green house mode"	8.5
	GL	175,568	505,763	-4.9	5.0	8.0	0.5	90.0	"Green house mode"	8.5
	gL	175,201	506,045	-6.0	5.0	8.0	0.5	90.0	"Green house mode"	8.5
	GM	175,593	505,748	-4.6	5.0	8.0	0.5	90.0	"Green house mode"	8.5
	gM	175,196	506,047	-6.2	5.0	8.0	0.5	90.0	"Green house mode"	8.5
	GN	175,598	505,759	-4.9	5.0	8.0	0.5	90.0	"Green house mode"	8.5
	gN	175,191	506,050	-6.3	5.0	8.0	0.5	90.0	"Green house mode"	8.5
	GO	175,578	505,780	-5.4	5.0	8.0	0.5	90.0	"Green house mode"	8.5
	gO	175,187	506,052	-6.4	5.0	8.0	0.5	90.0	"Green house mode"	8.5
	gP	175,171	506,060	-6.8	5.0	8.0	0.5	90.0	"Green house mode"	8.5
	GP	175,601	505,766	-5.0	5.0	8.0	0.5	90.0	"Green house mode"	8.5
	gQ	175,166	506,061	-7.0	5.0	8.0	0.5	90.0	"Green house mode"	8.5
	GQ	175,583	505,793	-5.8	5.0	8.0	0.5	90.0	"Green house mode"	8.5
	gR	175,161	506,063	-7.0	5.0	8.0	0.5	90.0	"Green house mode"	8.5
	GR	175,608	505,778	-5.3	5.0	8.0	0.5	90.0	"Green house mode"	8.5
	GS	175,587	505,798	-6.0	5.0	8.0	0.5	90.0	"Green house mode"	8.5
	gS	175,156	506,065	-7.0	5.0	8.0	0.5	90.0	"Green house mode"	8.5
	gT	175,151	506,068	-7.0	5.0	8.0	0.5	90.0	"Green house mode"	8.5
	GT	175,611	505,785	-5.6	5.0	8.0	0.5	90.0	"Green house mode"	8.5
	gU	175,147	506,070	-7.0	5.0	8.0	0.5	90.0	"Green house mode"	8.5
	GU	175,592	505,811	-6.0	5.0	8.0	0.5	90.0	"Green house mode"	8.5
	gV	175,142	506,072	-7.0	5.0	8.0	0.5	90.0	"Green house mode"	8.5
	GV	175,617	505,797	-5.9	5.0	8.0	0.5	90.0	"Green house mode"	8.5
	gW	175,137	506,074	-7.0	5.0	8.0	0.5	90.0	"Green house mode"	8.5
	GW	175,596	505,816	-6.0	5.0	8.0	0.5	90.0	"Green house mode"	8.5
	gX	175,130	506,078	-6.9	5.0	8.0	0.5	90.0	"Green house mode"	8.5
	GX	175,622	505,803	-6.0	5.0	8.0	0.5	90.0	"Green house mode"	8.5
	GY	174,921	505,672	-5.0	5.0	8.0	0.5	90.0	"Green house mode"	8.5
	gY	175,124	506,080	-6.8	5.0	8.0	0.5	90.0	"Green house mode"	8.5
	GZ	174,983	505,705	-6.0	5.0	8.0	0.5	90.0	"Green house mode"	8.5
	gZ	175,120	506,082	-6.6	5.0	8.0	0.5	90.0	"Green house mode"	8.5
	H	175,061	506,100	-6.7	5.0	8.0	0.5	90.0	"Green house mode"	8.5
	HA	174,921	505,677	-5.1	5.0	8.0	0.5	90.0	"Green house mode"	8.5
	hA	175,114	506,085	-6.4	5.0	8.0	0.5	90.0	"Green house mode"	8.5
	hB	175,109	506,086	-6.3	5.0	8.0	0.5	90.0	"Green house mode"	8.5
	HB	174,979	505,707	-6.0	5.0	8.0	0.5	90.0	"Green house mode"	8.5
	HC	174,920	505,683	-5.2	5.0	8.0	0.5	90.0	"Green house mode"	8.5
	hC	175,105	506,089	-6.2	5.0	8.0	0.5	90.0	"Green house mode"	8.5
	HD	174,970	505,712	-5.9	5.0	8.0	0.5	90.0	"Green house mode"	8.5
	hD	175,100	506,091	-6.1	5.0	8.0	0.5	90.0	"Green house mode"	8.5
	HE	174,920	505,688	-5.3	5.0	8.0	0.5	90.0	"Green house mode"	8.5
	hE	175,095	506,093	-6.1	5.0	8.0	0.5	90.0	"Green house mode"	8.5
	hF	175,072	505,970	-5.3	5.0	8.0	0.5	90.0	"Green house mode"	8.5
	HF	174,965	505,714	-5.8	5.0	8.0	0.5	90.0	"Green house mode"	8.5
	hG	175,114	505,834	-5.0	5.0	8.0	0.5	90.0	"Green house mode"	8.5
	HG	174,919	505,694	-5.4	5.0	8.0	0.5	90.0	"Green house mode"	8.5
	hH	175,062	505,913	-5.0	5.0	8.0	0.5	90.0	"Green house mode"	8.5
	HH	174,960	505,716	-5.7	5.0	8.0	0.5	90.0	"Green house mode"	8.5
	HI	174,919	505,698	-5.5	5.0	8.0	0.5	90.0	"Green house mode"	8.5
	hI	175,007	505,889	-5.0	5.0	8.0	0.5	90.0	"Green house mode"	8.5
	HJ	174,956	505,719	-5.7	5.0	8.0	0.5	90.0	"Green house mode"	8.5
	hJ	175,110	506,005	-5.7	5.0	8.0	0.5	90.0	"Green house mode"	8.5
	HK	174,918	505,704	-5.6	5.0	8.0	0.5	90.0	"Green house mode"	8.5
	hK	175,104	506,008	-5.8	5.0	8.0	0.5	90.0	"Green house mode"	8.5
	HL	174,951	505,722	-5.7	5.0	8.0	0.5	90.0	"Green house mode"	8.5
	hL	175,085	506,014	-6.0	5.0	8.0	0.5	90.0	"Green house mode"	8.5
	hM	175,091	506,011	-5.9	5.0	8.0	0.5	90.0	"Green house mode"	8.5
	HM	174,917	505,713	-5.7	5.0	8.0	0.5	90.0	"Green house mode"	8.5
	HN	174,947	505,724	-5.7	5.0	8.0	0.5	90.0	"Green house mode"	8.5
	hN	175,007	505,534	-5.4	5.0	8.0	0.5	90.0	"Green house mode"	8.5
	HO	174,917	505,719	-5.8	5.0	8.0	0.5	90.0	"Green house mode"	8.5
	hO	174,995	505,533	-5.2	5.0	8.0	0.5	90.0	"Green house mode"	8.5
	HP	174,916	505,724	-5.9	5.0	8.0	0.5	90.0	"Green house mode"	8.5

To be continued on next page...

SHADOW - Main Result

Calculation: Slagschaduw_WindplanBlauw_Cumulatie

...continued from previous page

No.	Name	X (east)	Y (north)	Z	Width	Height	Elevation a.g.l.	Slope of window [°]	Direction mode	Eye height (ZVI) a.g.l. [m]
	hP	174,983	505,531	-5.1	5.0	8.0	0.5	90.0	"Green house mode"	8.5
	HQ	174,915	505,730	-6.0	5.0	8.0	0.5	90.0	"Green house mode"	8.5
	hQ	174,971	505,530	-5.1	5.0	8.0	0.5	90.0	"Green house mode"	8.5
	HR	174,915	505,735	-6.0	5.0	8.0	0.5	90.0	"Green house mode"	8.5
	hR	174,929	505,527	-5.3	5.0	8.0	0.5	90.0	"Green house mode"	8.5
	hS	174,917	505,525	-5.2	5.0	8.0	0.5	90.0	"Green house mode"	8.5
	HS	174,914	505,740	-6.0	5.0	8.0	0.5	90.0	"Green house mode"	8.5
	HT	174,913	505,745	-6.0	5.0	8.0	0.5	90.0	"Green house mode"	8.5
	hT	174,904	505,524	-5.2	5.0	8.0	0.5	90.0	"Green house mode"	8.5
	HU	174,913	505,751	-6.0	5.0	8.0	0.5	90.0	"Green house mode"	8.5
	hU	174,892	505,523	-5.5	5.0	8.0	0.5	90.0	"Green house mode"	8.5
	HV	175,506	505,675	-6.0	5.0	8.0	0.5	90.0	"Green house mode"	8.5
	hV	175,068	505,605	-5.6	5.0	8.0	0.5	90.0	"Green house mode"	8.5
	HW	175,532	505,664	-5.3	5.0	8.0	0.5	90.0	"Green house mode"	8.5
	hW	175,067	505,614	-5.6	5.0	8.0	0.5	90.0	"Green house mode"	8.5
	hX	175,065	505,627	-5.3	5.0	8.0	0.5	90.0	"Green house mode"	8.5
	HX	175,499	505,659	-5.9	5.0	8.0	0.5	90.0	"Green house mode"	8.5
	hY	175,065	505,636	-5.1	5.0	8.0	0.5	90.0	"Green house mode"	8.5
	HY	175,494	505,646	-5.7	5.0	8.0	0.5	90.0	"Green house mode"	8.5
	hZ	175,064	505,648	-5.1	5.0	8.0	0.5	90.0	"Green house mode"	8.5
	HZ	175,492	505,642	-5.7	5.0	8.0	0.5	90.0	"Green house mode"	8.5
	I	175,058	506,094	-6.8	5.0	8.0	0.5	90.0	"Green house mode"	8.5
	iA	175,063	505,656	-5.3	5.0	8.0	0.5	90.0	"Green house mode"	8.5
	IA	175,489	505,637	-5.7	5.0	8.0	0.5	90.0	"Green house mode"	8.5
	IB	175,487	505,632	-5.7	5.0	8.0	0.5	90.0	"Green house mode"	8.5
	iB	175,061	505,668	-5.7	5.0	8.0	0.5	90.0	"Green house mode"	8.5
	IC	175,484	505,627	-5.7	5.0	8.0	0.5	90.0	"Green house mode"	8.5
	iC	175,059	505,674	-5.8	5.0	8.0	0.5	90.0	"Green house mode"	8.5
	ID	175,064	505,673	-5.7	5.0	8.0	0.5	90.0	"Green house mode"	8.5
	ID	175,482	505,622	-5.8	5.0	8.0	0.5	90.0	"Green house mode"	8.5
	IE	175,480	505,617	-5.9	5.0	8.0	0.5	90.0	"Green house mode"	8.5
	iE	174,923	505,778	-5.8	5.0	8.0	0.5	90.0	"Green house mode"	8.5
	iF	174,929	505,775	-5.8	5.0	8.0	0.5	90.0	"Green house mode"	8.5
	IF	175,448	505,630	-5.2	5.0	8.0	0.5	90.0	"Green house mode"	8.5
	iG	174,839	505,783	-6.2	5.0	8.0	0.5	90.0	"Green house mode"	8.5
	IG	176,415	506,305	-4.8	5.0	8.0	0.5	90.0	"Green house mode"	8.5
	IH	176,405	506,286	-4.9	5.0	8.0	0.5	90.0	"Green house mode"	8.5
	iH	175,320	505,896	-5.0	5.0	8.0	0.5	90.0	"Green house mode"	8.5
	il	174,865	505,551	-7.0	5.0	8.0	0.5	90.0	"Green house mode"	8.5
	II	176,392	506,269	-4.6	5.0	8.0	0.5	90.0	"Green house mode"	8.5
	IJ	176,378	506,251	-4.6	5.0	8.0	0.5	90.0	"Green house mode"	8.5
	iJ	174,864	505,564	-7.0	5.0	8.0	0.5	90.0	"Green house mode"	8.5
	iK	174,863	505,577	-7.0	5.0	8.0	0.5	90.0	"Green house mode"	8.5
	IK	176,367	506,233	-5.0	5.0	8.0	0.5	90.0	"Green house mode"	8.5
	iL	174,862	505,589	-7.0	5.0	8.0	0.5	90.0	"Green house mode"	8.5
	IL	176,389	506,191	-5.0	5.0	8.0	0.5	90.0	"Green house mode"	8.5
	iM	174,861	505,602	-6.9	5.0	8.0	0.5	90.0	"Green house mode"	8.5
	IM	176,328	506,175	-5.0	5.0	8.0	0.5	90.0	"Green house mode"	8.5
	IN	176,347	506,139	-5.0	5.0	8.0	0.5	90.0	"Green house mode"	8.5
	iN	174,903	505,785	-6.0	5.0	8.0	0.5	90.0	"Green house mode"	8.5
	IO	176,302	506,140	-5.0	5.0	8.0	0.5	90.0	"Green house mode"	8.5
	iO	174,911	505,781	-5.9	5.0	8.0	0.5	90.0	"Green house mode"	8.5
	iP	175,040	505,871	-5.2	5.0	8.0	0.5	90.0	"Green house mode"	8.5
	IP	176,290	506,124	-4.9	5.0	8.0	0.5	90.0	"Green house mode"	8.5
	iQ	174,893	505,790	-6.2	5.0	8.0	0.5	90.0	"Green house mode"	8.5
	IQ	176,277	506,106	-4.6	5.0	8.0	0.5	90.0	"Green house mode"	8.5
	iR	174,885	505,794	-6.4	5.0	8.0	0.5	90.0	"Green house mode"	8.5
	IR	176,269	506,086	-4.9	5.0	8.0	0.5	90.0	"Green house mode"	8.5
	IS	176,252	506,067	-4.9	5.0	8.0	0.5	90.0	"Green house mode"	8.5
	iS	172,921	508,331	-3.7	5.0	8.0	0.5	90.0	"Green house mode"	8.5
	IT	174,832	505,831	-6.0	5.0	8.0	0.5	90.0	"Green house mode"	8.5
	IT	176,243	506,050	-5.0	5.0	8.0	0.5	90.0	"Green house mode"	8.5
	IU	176,212	506,012	-3.8	5.0	8.0	0.5	90.0	"Green house mode"	8.5
	iU	174,840	505,831	-5.9	5.0	8.0	0.5	90.0	"Green house mode"	8.5
	iV	174,843	505,759	-5.9	5.0	8.0	0.5	90.0	"Green house mode"	8.5

To be continued on next page...

SHADOW - Main Result

Calculation: Slagschaduw_WindplanBlauw_Cumulatie

...continued from previous page

No.	Name	X (east)	Y (north)	Z	Width	Height	Elevation a.g.l.	Slope of window [°]	Direction mode	Eye height (ZVI) a.g.l. [m]
IV		176,190	505,974	-3.5	5.0	8.0	0.5	90.0	"Green house mode"	8.5
IW		172,802	509,532	-3.3	5.0	8.0	0.5	90.0	"Green house mode"	8.5
iW		174,863	505,654	-6.0	5.0	8.0	0.5	90.0	"Green house mode"	8.5
IX		172,823	509,571	-3.0	5.0	8.0	0.5	90.0	"Green house mode"	8.5
iX		172,031	509,459	-3.0	5.0	8.0	0.5	90.0	"Green house mode"	8.5
IY		173,041	509,581	-3.0	5.0	8.0	0.5	90.0	"Green house mode"	8.5
iY		172,585	507,996	2.6	5.0	8.0	0.5	90.0	"Green house mode"	8.5
IZ		172,959	509,539	-3.4	5.0	8.0	0.5	90.0	"Green house mode"	8.5
iZ		172,467	507,861	-1.7	5.0	8.0	0.5	90.0	"Green house mode"	8.5
J		175,056	506,089	-6.9	5.0	8.0	0.5	90.0	"Green house mode"	8.5
JA		172,969	509,610	-2.3	5.0	8.0	0.5	90.0	"Green house mode"	8.5
jA		172,411	507,895	-2.1	5.0	8.0	0.5	90.0	"Green house mode"	8.5
JB		172,943	509,576	-3.5	5.0	8.0	0.5	90.0	"Green house mode"	8.5
jB		172,383	507,916	-1.9	5.0	8.0	0.5	90.0	"Green house mode"	8.5
JC		172,922	509,540	-4.9	5.0	8.0	0.5	90.0	"Green house mode"	8.5
jC		172,451	507,868	-2.6	5.0	8.0	0.5	90.0	"Green house mode"	8.5
JD		172,666	509,464	-1.0	5.0	8.0	0.5	90.0	"Green house mode"	8.5
jD		172,489	507,871	-0.3	5.0	8.0	0.5	90.0	"Green house mode"	8.5
JE		172,492	507,876	0.0	5.0	8.0	0.5	90.0	"Green house mode"	8.5
JE		173,271	509,019	-4.5	5.0	8.0	0.5	90.0	"Green house mode"	8.5
JF		173,287	509,037	-4.4	5.0	8.0	0.5	90.0	"Green house mode"	8.5
jF		172,498	507,885	0.7	5.0	8.0	0.5	90.0	"Green house mode"	8.5
JG		173,300	509,057	-4.2	5.0	8.0	0.5	90.0	"Green house mode"	8.5
jG		172,502	507,889	1.0	5.0	8.0	0.5	90.0	"Green house mode"	8.5
JH		173,314	509,077	-4.1	5.0	8.0	0.5	90.0	"Green house mode"	8.5
jH		172,508	507,898	1.1	5.0	8.0	0.5	90.0	"Green house mode"	8.5
JI		173,327	509,098	-4.6	5.0	8.0	0.5	90.0	"Green house mode"	8.5
ji		172,512	507,903	1.1	5.0	8.0	0.5	90.0	"Green house mode"	8.5
jJ		172,517	507,912	1.1	5.0	8.0	0.5	90.0	"Green house mode"	8.5
JJ		173,338	509,117	-4.9	5.0	8.0	0.5	90.0	"Green house mode"	8.5
JK		173,347	509,139	-5.3	5.0	8.0	0.5	90.0	"Green house mode"	8.5
jK		172,521	507,918	1.0	5.0	8.0	0.5	90.0	"Green house mode"	8.5
jL		172,527	507,926	0.9	5.0	8.0	0.5	90.0	"Green house mode"	8.5
JL		173,364	509,157	-5.4	5.0	8.0	0.5	90.0	"Green house mode"	8.5
JM		173,373	509,179	-4.6	5.0	8.0	0.5	90.0	"Green house mode"	8.5
jM		172,530	507,931	0.8	5.0	8.0	0.5	90.0	"Green house mode"	8.5
jN		172,367	507,953	-3.3	5.0	8.0	0.5	90.0	"Green house mode"	8.5
JN		173,383	509,196	-4.2	5.0	8.0	0.5	90.0	"Green house mode"	8.5
JO		173,405	509,223	-4.3	5.0	8.0	0.5	90.0	"Green house mode"	8.5
JO		172,390	507,988	-4.6	5.0	8.0	0.5	90.0	"Green house mode"	8.5
JP		173,409	509,240	-3.6	5.0	8.0	0.5	90.0	"Green house mode"	8.5
jP		172,378	507,971	-4.2	5.0	8.0	0.5	90.0	"Green house mode"	8.5
JQ		172,709	509,642	-3.0	5.0	8.0	0.5	90.0	"Green house mode"	8.5
jQ		172,408	508,015	-5.0	5.0	8.0	0.5	90.0	"Green house mode"	8.5
JR		172,402	508,006	-4.8	5.0	8.0	0.5	90.0	"Green house mode"	8.5
JR		172,720	509,665	-3.2	5.0	8.0	0.5	90.0	"Green house mode"	8.5
jS		172,372	507,962	-3.8	5.0	8.0	0.5	90.0	"Green house mode"	8.5
JS		172,678	509,688	-3.2	5.0	8.0	0.5	90.0	"Green house mode"	8.5
JT		172,384	507,980	-4.6	5.0	8.0	0.5	90.0	"Green house mode"	8.5
JT		172,754	509,660	-3.3	5.0	8.0	0.5	90.0	"Green house mode"	8.5
JU		172,786	509,575	-3.4	5.0	8.0	0.5	90.0	"Green house mode"	8.5
JU		172,396	507,997	-4.7	5.0	8.0	0.5	90.0	"Green house mode"	8.5
jV		172,423	507,935	-2.7	5.0	8.0	0.5	90.0	"Green house mode"	8.5
JV		172,757	509,527	-4.0	5.0	8.0	0.5	90.0	"Green house mode"	8.5
jW		172,427	507,932	-2.7	5.0	8.0	0.5	90.0	"Green house mode"	8.5
JW		172,743	509,515	-4.0	5.0	8.0	0.5	90.0	"Green house mode"	8.5
jX		172,432	507,929	-2.8	5.0	8.0	0.5	90.0	"Green house mode"	8.5
JX		174,233	506,230	-4.8	5.0	8.0	0.5	90.0	"Green house mode"	8.5
JY		176,838	510,966	-5.0	5.0	8.0	0.5	90.0	"Green house mode"	8.5
jY		172,437	507,927	-2.9	5.0	8.0	0.5	90.0	"Green house mode"	8.5
JZ		176,669	510,818	-5.4	5.0	8.0	0.5	90.0	"Green house mode"	8.5
jZ		172,441	507,923	-2.9	5.0	8.0	0.5	90.0	"Green house mode"	8.5
K		175,054	506,085	-6.9	5.0	8.0	0.5	90.0	"Green house mode"	8.5
kA		172,445	507,920	-3.0	5.0	8.0	0.5	90.0	"Green house mode"	8.5
KA		176,678	510,712	-3.9	5.0	8.0	0.5	90.0	"Green house mode"	8.5

To be continued on next page...

SHADOW - Main Result

Calculation: Slagschaduw_WindplanBlauw_Cumulatie

...continued from previous page

No.	Name	X (east)	Y (north)	Z	Width	Height	Elevation a.g.l.	Slope of window [°]	Direction mode	Eye height (ZVI) a.g.l. [m]
		[m]	[m]	[m]	[m]	[m]	[m]	[°]		[m]
KB		176,647	510,774	-4.1	5.0	8.0	0.5	90.0	"Green house mode"	8.5
kB		172,449	507,917	-2.7	5.0	8.0	0.5	90.0	"Green house mode"	8.5
KC		176,425	510,280	-5.1	5.0	8.0	0.5	90.0	"Green house mode"	8.5
kC		172,454	507,914	-2.4	5.0	8.0	0.5	90.0	"Green house mode"	8.5
KD		176,375	510,194	-4.1	5.0	8.0	0.5	90.0	"Green house mode"	8.5
kD		172,478	507,949	-2.9	5.0	8.0	0.5	90.0	"Green house mode"	8.5
KE		176,341	510,256	-4.1	5.0	8.0	0.5	90.0	"Green house mode"	8.5
kE		172,473	507,952	-3.1	5.0	8.0	0.5	90.0	"Green house mode"	8.5
KF		176,219	509,938	-3.2	5.0	8.0	0.5	90.0	"Green house mode"	8.5
kF		172,469	507,955	-3.2	5.0	8.0	0.5	90.0	"Green house mode"	8.5
KG		172,464	507,958	-3.3	5.0	8.0	0.5	90.0	"Green house mode"	8.5
KG		175,982	509,531	-2.8	5.0	8.0	0.5	90.0	"Green house mode"	8.5
kH		172,460	507,961	-3.4	5.0	8.0	0.5	90.0	"Green house mode"	8.5
KH		176,187	509,998	-3.5	5.0	8.0	0.5	90.0	"Green house mode"	8.5
kl		172,455	507,964	-3.5	5.0	8.0	0.5	90.0	"Green house mode"	8.5
KI		175,907	509,521	-2.4	5.0	8.0	0.5	90.0	"Green house mode"	8.5
KJ		175,487	508,734	-5.8	5.0	8.0	0.5	90.0	"Green house mode"	8.5
kJ		172,451	507,967	-3.6	5.0	8.0	0.5	90.0	"Green house mode"	8.5
KK		175,656	509,113	-3.9	5.0	8.0	0.5	90.0	"Green house mode"	8.5
kK		172,446	507,970	-3.6	5.0	8.0	0.5	90.0	"Green house mode"	8.5
KL		175,317	508,465	-4.3	5.0	8.0	0.5	90.0	"Green house mode"	8.5
kL		172,572	508,050	1.9	5.0	8.0	0.5	90.0	"Green house mode"	8.5
KM		172,433	507,983	-4.1	5.0	8.0	0.5	90.0	"Green house mode"	8.5
KM		175,429	508,748	-4.3	5.0	8.0	0.5	90.0	"Green house mode"	8.5
KN		172,430	507,978	-3.9	5.0	8.0	0.5	90.0	"Green house mode"	8.5
KN		175,269	508,496	-3.4	5.0	8.0	0.5	90.0	"Green house mode"	8.5
KO		172,427	507,974	-3.8	5.0	8.0	0.5	90.0	"Green house mode"	8.5
KO		175,232	508,437	-3.6	5.0	8.0	0.5	90.0	"Green house mode"	8.5
kP		172,424	507,969	-3.6	5.0	8.0	0.5	90.0	"Green house mode"	8.5
KP		174,947	507,986	-5.0	5.0	8.0	0.5	90.0	"Green house mode"	8.5
KQ		172,421	507,965	-3.5	5.0	8.0	0.5	90.0	"Green house mode"	8.5
KQ		174,732	507,546	-4.0	5.0	8.0	0.5	90.0	"Green house mode"	8.5
kR		172,418	507,960	-3.3	5.0	8.0	0.5	90.0	"Green house mode"	8.5
KR		174,667	507,453	-4.7	5.0	8.0	0.5	90.0	"Green house mode"	8.5
kS		172,415	507,956	-3.2	5.0	8.0	0.5	90.0	"Green house mode"	8.5
KS		173,937	507,072	-4.0	5.0	8.0	0.5	90.0	"Green house mode"	8.5
KT		173,625	506,285	-4.0	5.0	8.0	0.5	90.0	"Green house mode"	8.5
kT		172,412	507,951	-3.0	5.0	8.0	0.5	90.0	"Green house mode"	8.5
KU		172,409	507,946	-2.9	5.0	8.0	0.5	90.0	"Green house mode"	8.5
KU		173,327	506,254	-3.3	5.0	8.0	0.5	90.0	"Green house mode"	8.5
KV		173,024	506,285	-5.2	5.0	8.0	0.5	90.0	"Green house mode"	8.5
kV		172,406	507,942	-2.7	5.0	8.0	0.5	90.0	"Green house mode"	8.5
KW		173,264	506,249	-4.9	5.0	8.0	0.5	90.0	"Green house mode"	8.5
kW		172,468	507,901	-1.4	5.0	8.0	0.5	90.0	"Green house mode"	8.5
kX		172,471	507,905	-1.3	5.0	8.0	0.5	90.0	"Green house mode"	8.5
KX		172,431	506,166	-5.0	5.0	8.0	0.5	90.0	"Green house mode"	8.5
KY		172,138	506,193	-3.1	5.0	8.0	0.5	90.0	"Green house mode"	8.5
kY		172,474	507,910	-1.2	5.0	8.0	0.5	90.0	"Green house mode"	8.5
KZ		172,133	506,133	-4.9	5.0	8.0	0.5	90.0	"Green house mode"	8.5
kZ		172,477	507,914	-1.1	5.0	8.0	0.5	90.0	"Green house mode"	8.5
L		175,051	506,080	-7.0	5.0	8.0	0.5	90.0	"Green house mode"	8.5
IA		172,480	507,918	-1.1	5.0	8.0	0.5	90.0	"Green house mode"	8.5
LA		172,081	506,188	-3.8	5.0	8.0	0.5	90.0	"Green house mode"	8.5
LB		172,072	506,128	-5.9	5.0	8.0	0.5	90.0	"Green house mode"	8.5
IB		172,483	507,922	-1.1	5.0	8.0	0.5	90.0	"Green house mode"	8.5
LC		171,772	506,099	-3.0	5.0	8.0	0.5	90.0	"Green house mode"	8.5
IC		172,487	507,927	-1.2	5.0	8.0	0.5	90.0	"Green house mode"	8.5
ID		172,490	507,931	-1.2	5.0	8.0	0.5	90.0	"Green house mode"	8.5
LD		177,762	508,784	-3.5	5.0	8.0	0.5	90.0	"Green house mode"	8.5
IE		172,492	507,936	-1.4	5.0	8.0	0.5	90.0	"Green house mode"	8.5
LE		177,445	508,116	-3.8	5.0	8.0	0.5	90.0	"Green house mode"	8.5
LF		177,616	508,536	-2.9	5.0	8.0	0.5	90.0	"Green house mode"	8.5
IF		172,495	507,941	-1.5	5.0	8.0	0.5	90.0	"Green house mode"	8.5
LG		177,225	507,728	-4.2	5.0	8.0	0.5	90.0	"Green house mode"	8.5
IG		172,049	508,130	-2.8	5.0	8.0	0.5	90.0	"Green house mode"	8.5

To be continued on next page...

SHADOW - Main Result

Calculation: Slagschaduw_WindplanBlauw_Cumulatie

...continued from previous page

No.	Name	X (east)	Y (north)	Z	Width	Height	Elevation a.g.l.	Slope of window [°]	Direction mode	Eye height (ZVI) a.g.l. [m]
	IH	172,367	507,926	-2.3	5.0	8.0	0.5	90.0	"Green house mode"	8.5
	LH	177,183	507,662	-3.2	5.0	8.0	0.5	90.0	"Green house mode"	8.5
	II	172,123	508,849	-3.5	5.0	8.0	0.5	90.0	"Green house mode"	8.5
	LI	176,908	507,172	-4.8	5.0	8.0	0.5	90.0	"Green house mode"	8.5
	IJ	172,118	508,845	-3.6	5.0	8.0	0.5	90.0	"Green house mode"	8.5
	LJ	177,359	508,089	-3.7	5.0	8.0	0.5	90.0	"Green house mode"	8.5
	LK	176,773	506,935	-3.5	5.0	8.0	0.5	90.0	"Green house mode"	8.5
	IK	172,112	508,842	-3.7	5.0	8.0	0.5	90.0	"Green house mode"	8.5
	IL	172,107	508,839	-3.7	5.0	8.0	0.5	90.0	"Green house mode"	8.5
	LL	177,289	507,972	-3.0	5.0	8.0	0.5	90.0	"Green house mode"	8.5
	IM	172,102	508,834	-3.6	5.0	8.0	0.5	90.0	"Green house mode"	8.5
	LM	176,713	506,836	-4.4	5.0	8.0	0.5	90.0	"Green house mode"	8.5
	LN	176,834	507,183	-4.4	5.0	8.0	0.5	90.0	"Green house mode"	8.5
	IN	172,051	508,800	-3.5	5.0	8.0	0.5	90.0	"Green house mode"	8.5
	LO	176,699	506,928	-3.1	5.0	8.0	0.5	90.0	"Green house mode"	8.5
	IO	172,046	508,797	-3.5	5.0	8.0	0.5	90.0	"Green house mode"	8.5
	LP	176,377	506,403	-3.9	5.0	8.0	0.5	90.0	"Green house mode"	8.5
	IP	172,040	508,793	-3.7	5.0	8.0	0.5	90.0	"Green house mode"	8.5
	IQ	172,035	508,790	-3.8	5.0	8.0	0.5	90.0	"Green house mode"	8.5
	LQ	176,340	506,351	-3.8	5.0	8.0	0.5	90.0	"Green house mode"	8.5
	LR	175,429	505,798	-5.0	5.0	8.0	0.5	90.0	"Green house mode"	8.5
	IR	172,029	508,786	-3.9	5.0	8.0	0.5	90.0	"Green house mode"	8.5
	IS	171,864	509,295	-3.6	5.0	8.0	0.5	90.0	"Green house mode"	8.5
	LS	175,454	505,788	-5.4	5.0	8.0	0.5	90.0	"Green house mode"	8.5
	LT	175,432	505,803	-5.2	5.0	8.0	0.5	90.0	"Green house mode"	8.5
	IT	171,851	509,313	-3.5	5.0	8.0	0.5	90.0	"Green house mode"	8.5
	LU	175,458	505,795	-5.7	5.0	8.0	0.5	90.0	"Green house mode"	8.5
	IU	171,859	509,341	-3.0	5.0	8.0	0.5	90.0	"Green house mode"	8.5
	LV	175,438	505,814	-5.6	5.0	8.0	0.5	90.0	"Green house mode"	8.5
	IV	171,840	509,340	-3.0	5.0	8.0	0.5	90.0	"Green house mode"	8.5
	IW	171,813	509,336	-3.0	5.0	8.0	0.5	90.0	"Green house mode"	8.5
	LW	175,464	505,808	-5.9	5.0	8.0	0.5	90.0	"Green house mode"	8.5
	IX	171,820	509,304	-3.6	5.0	8.0	0.5	90.0	"Green house mode"	8.5
	LX	175,440	505,819	-5.8	5.0	8.0	0.5	90.0	"Green house mode"	8.5
	LY	175,472	505,823	-6.0	5.0	8.0	0.5	90.0	"Green house mode"	8.5
	IY	171,828	509,289	-3.9	5.0	8.0	0.5	90.0	"Green house mode"	8.5
	IZ	171,852	509,268	-3.8	5.0	8.0	0.5	90.0	"Green house mode"	8.5
	LZ	175,446	505,830	-6.0	5.0	8.0	0.5	90.0	"Green house mode"	8.5
	M	175,049	506,075	-6.9	5.0	8.0	0.5	90.0	"Green house mode"	8.5
	MA	175,479	505,838	-5.8	5.0	8.0	0.5	90.0	"Green house mode"	8.5
	mA	172,189	508,918	-3.9	5.0	8.0	0.5	90.0	"Green house mode"	8.5
	MB	175,448	505,835	-5.9	5.0	8.0	0.5	90.0	"Green house mode"	8.5
	mB	172,212	508,901	-4.0	5.0	8.0	0.5	90.0	"Green house mode"	8.5
	mC	172,219	508,906	-3.9	5.0	8.0	0.5	90.0	"Green house mode"	8.5
	MC	175,485	505,853	-5.6	5.0	8.0	0.5	90.0	"Green house mode"	8.5
	MD	175,454	505,847	-5.6	5.0	8.0	0.5	90.0	"Green house mode"	8.5
	mD	172,202	508,926	-3.6	5.0	8.0	0.5	90.0	"Green house mode"	8.5
	ME	175,494	505,868	-5.7	5.0	8.0	0.5	90.0	"Green house mode"	8.5
	mE	172,226	508,910	-3.6	5.0	8.0	0.5	90.0	"Green house mode"	8.5
	mF	172,209	508,930	-3.4	5.0	8.0	0.5	90.0	"Green house mode"	8.5
	MF	175,457	505,851	-5.5	5.0	8.0	0.5	90.0	"Green house mode"	8.5
	mG	172,233	508,915	-3.4	5.0	8.0	0.5	90.0	"Green house mode"	8.5
	MG	175,462	505,862	-5.1	5.0	8.0	0.5	90.0	"Green house mode"	8.5
	MH	175,465	505,867	-5.0	5.0	8.0	0.5	90.0	"Green house mode"	8.5
	mH	172,239	508,919	-3.2	5.0	8.0	0.5	90.0	"Green house mode"	8.5
	MI	175,470	505,878	-5.1	5.0	8.0	0.5	90.0	"Green house mode"	8.5
	mI	172,220	508,938	-3.0	5.0	8.0	0.5	90.0	"Green house mode"	8.5
	MJ	175,576	505,664	-4.4	5.0	8.0	0.5	90.0	"Green house mode"	8.5
	mJ	172,245	508,923	-3.1	5.0	8.0	0.5	90.0	"Green house mode"	8.5
	MK	175,574	505,659	-4.6	5.0	8.0	0.5	90.0	"Green house mode"	8.5
	mK	172,249	508,973	-3.0	5.0	8.0	0.5	90.0	"Green house mode"	8.5
	ML	175,571	505,654	-4.8	5.0	8.0	0.5	90.0	"Green house mode"	8.5
	mL	172,252	508,927	-3.0	5.0	8.0	0.5	90.0	"Green house mode"	8.5
	MM	175,569	505,649	-4.9	5.0	8.0	0.5	90.0	"Green house mode"	8.5
	mM	172,256	508,977	-3.0	5.0	8.0	0.5	90.0	"Green house mode"	8.5

To be continued on next page...

SHADOW - Main Result

Calculation: Slagschaduw_WindplanBlauw_Cumulatie

...continued from previous page

No.	Name	X (east)	Y (north)	Z	Width	Height	Elevation a.g.l.	Slope of window [°]	Direction mode	Eye height (ZVI) a.g.l. [m]
	mN	172,277	508,930	-2.5	5.0	8.0	0.5	90.0	"Green house mode"	8.5
	MN	175,566	505,644	-5.0	5.0	8.0	0.5	90.0	"Green house mode"	8.5
	MO	175,564	505,639	-5.1	5.0	8.0	0.5	90.0	"Green house mode"	8.5
	mO	172,262	508,981	-3.0	5.0	8.0	0.5	90.0	"Green house mode"	8.5
	mP	172,273	508,936	-2.5	5.0	8.0	0.5	90.0	"Green house mode"	8.5
	MP	175,561	505,635	-5.1	5.0	8.0	0.5	90.0	"Green house mode"	8.5
	mQ	172,268	508,985	-3.0	5.0	8.0	0.5	90.0	"Green house mode"	8.5
	MQ	179,319	510,078	-4.0	5.0	8.0	0.5	90.0	"Green house mode"	8.5
	mR	172,267	508,944	-2.7	5.0	8.0	0.5	90.0	"Green house mode"	8.5
	MR	178,622	510,118	-2.5	5.0	8.0	0.5	90.0	"Green house mode"	8.5
	mS	172,274	508,989	-3.0	5.0	8.0	0.5	90.0	"Green house mode"	8.5
	MS	178,564	510,021	-3.2	5.0	8.0	0.5	90.0	"Green house mode"	8.5
	MT	178,722	510,422	-4.0	5.0	8.0	0.5	90.0	"Green house mode"	8.5
	mT	172,264	508,950	-2.8	5.0	8.0	0.5	90.0	"Green house mode"	8.5
	MU	178,242	509,481	-4.4	5.0	8.0	0.5	90.0	"Green house mode"	8.5
	mU	172,280	508,993	-3.0	5.0	8.0	0.5	90.0	"Green house mode"	8.5
	mV	172,350	509,023	-3.0	5.0	8.0	0.5	90.0	"Green house mode"	8.5
	MV	177,934	508,958	-3.3	5.0	8.0	0.5	90.0	"Green house mode"	8.5
	mW	172,308	509,029	-3.0	5.0	8.0	0.5	90.0	"Green house mode"	8.5
	MW	178,391	509,843	-1.6	5.0	8.0	0.5	90.0	"Green house mode"	8.5
	mX	172,355	509,027	-3.0	5.0	8.0	0.5	90.0	"Green house mode"	8.5
	MX	177,765	508,674	-4.0	5.0	8.0	0.5	90.0	"Green house mode"	8.5
	MY	178,360	509,795	-2.4	5.0	8.0	0.5	90.0	"Green house mode"	8.5
	mY	172,316	509,032	-3.0	5.0	8.0	0.5	90.0	"Green house mode"	8.5
	MZ	177,665	508,503	-4.3	5.0	8.0	0.5	90.0	"Green house mode"	8.5
	mZ	172,360	509,030	-3.0	5.0	8.0	0.5	90.0	"Green house mode"	8.5
	N	175,046	506,071	-6.9	5.0	8.0	0.5	90.0	"Green house mode"	8.5
	nA	172,322	509,036	-3.0	5.0	8.0	0.5	90.0	"Green house mode"	8.5
	NA	178,189	509,512	-4.8	5.0	8.0	0.5	90.0	"Green house mode"	8.5
	NB	177,907	509,030	-2.2	5.0	8.0	0.5	90.0	"Green house mode"	8.5
	nB	172,366	509,034	-3.0	5.0	8.0	0.5	90.0	"Green house mode"	8.5
	NC	175,462	505,669	-5.8	5.0	8.0	0.5	90.0	"Green house mode"	8.5
	nC	172,328	509,040	-3.0	5.0	8.0	0.5	90.0	"Green house mode"	8.5
	nD	172,370	509,036	-3.0	5.0	8.0	0.5	90.0	"Green house mode"	8.5
	ND	175,434	505,676	-5.9	5.0	8.0	0.5	90.0	"Green house mode"	8.5
	nE	172,375	509,040	-3.0	5.0	8.0	0.5	90.0	"Green house mode"	8.5
	NE	175,428	505,663	-5.6	5.0	8.0	0.5	90.0	"Green house mode"	8.5
	nF	172,340	509,047	-3.0	5.0	8.0	0.5	90.0	"Green house mode"	8.5
	NF	175,455	505,653	-5.3	5.0	8.0	0.5	90.0	"Green house mode"	8.5
	nG	172,039	508,607	-5.3	5.0	8.0	0.5	90.0	"Green house mode"	8.5
	NG	175,420	505,650	-5.2	5.0	8.0	0.5	90.0	"Green house mode"	8.5
	nH	171,984	508,557	-4.7	5.0	8.0	0.5	90.0	"Green house mode"	8.5
	NH	175,418	505,638	-5.0	5.0	8.0	0.5	90.0	"Green house mode"	8.5
	nI	172,047	508,593	-5.5	5.0	8.0	0.5	90.0	"Green house mode"	8.5
	NI	175,415	505,633	-5.0	5.0	8.0	0.5	90.0	"Green house mode"	8.5
	nJ	171,988	508,560	-4.8	5.0	8.0	0.5	90.0	"Green house mode"	8.5
	NJ	175,413	505,628	-5.0	5.0	8.0	0.5	90.0	"Green house mode"	8.5
	NK	172,932	509,553	-4.8	5.0	8.0	0.5	90.0	"Green house mode"	8.5
	nK	172,055	508,580	-5.7	5.0	8.0	0.5	90.0	"Green house mode"	8.5
	nL	172,063	508,568	-5.9	5.0	8.0	0.5	90.0	"Green house mode"	8.5
	NL	175,410	505,624	-5.0	5.0	8.0	0.5	90.0	"Green house mode"	8.5
	NM	175,408	505,619	-5.0	5.0	8.0	0.5	90.0	"Green house mode"	8.5
	nM	172,003	508,574	-5.0	5.0	8.0	0.5	90.0	"Green house mode"	8.5
	nN	172,014	508,584	-5.0	5.0	8.0	0.5	90.0	"Green house mode"	8.5
	NN	175,405	505,613	-5.0	5.0	8.0	0.5	90.0	"Green house mode"	8.5
	nO	172,082	508,547	-4.8	5.0	8.0	0.5	90.0	"Green house mode"	8.5
	NO	175,403	505,609	-5.0	5.0	8.0	0.5	90.0	"Green house mode"	8.5
	NP	175,400	505,604	-5.1	5.0	8.0	0.5	90.0	"Green house mode"	8.5
	nP	172,020	508,586	-5.0	5.0	8.0	0.5	90.0	"Green house mode"	8.5
	NQ	175,378	505,619	-4.7	5.0	8.0	0.5	90.0	"Green house mode"	8.5
	nQ	172,093	508,537	-4.3	5.0	8.0	0.5	90.0	"Green house mode"	8.5
	NR	175,372	505,621	-4.6	5.0	8.0	0.5	90.0	"Green house mode"	8.5
	nR	172,029	508,566	-5.0	5.0	8.0	0.5	90.0	"Green house mode"	8.5
	NS	175,366	505,624	-4.6	5.0	8.0	0.5	90.0	"Green house mode"	8.5
	nS	172,101	508,516	-4.1	5.0	8.0	0.5	90.0	"Green house mode"	8.5

To be continued on next page...

SHADOW - Main Result

Calculation: Slagschaduw_WindplanBlauw_Cumulatie

...continued from previous page

No.	Name	X (east)	Y (north)	Z	Width	Height	Elevation a.g.l.	Slope of window [°]	Direction mode	Eye height (ZVI) a.g.l. [m]
	NT	175,320	505,648	-5.2	5.0	8.0	0.5	90.0	"Green house mode"	8.5
	nT	172,088	508,500	-4.4	5.0	8.0	0.5	90.0	"Green house mode"	8.5
	NU	175,314	505,651	-5.3	5.0	8.0	0.5	90.0	"Green house mode"	8.5
	nU	172,049	508,540	-4.7	5.0	8.0	0.5	90.0	"Green house mode"	8.5
	nV	172,079	508,487	-4.6	5.0	8.0	0.5	90.0	"Green house mode"	8.5
	NV	175,308	505,654	-5.4	5.0	8.0	0.5	90.0	"Green house mode"	8.5
	NW	175,287	508,415	-3.8	5.0	8.0	0.5	90.0	"Green house mode"	8.5
	nW	172,053	508,536	-4.7	5.0	8.0	0.5	90.0	"Green house mode"	8.5
	nX	172,071	508,475	-4.9	5.0	8.0	0.5	90.0	"Green house mode"	8.5
	NX	173,903	507,041	-3.8	5.0	8.0	0.5	90.0	"Green house mode"	8.5
	NY	175,553	505,620	-5.2	5.0	8.0	0.5	90.0	"Green house mode"	8.5
	nY	172,068	508,521	-4.9	5.0	8.0	0.5	90.0	"Green house mode"	8.5
	nZ	172,063	508,462	-5.0	5.0	8.0	0.5	90.0	"Green house mode"	8.5
	NZ	174,556	511,023	-3.1	5.0	8.0	0.5	90.0	"Green house mode"	8.5
	O	175,044	506,066	-6.8	5.0	8.0	0.5	90.0	"Green house mode"	8.5
	OA	175,680	505,680	-5.0	5.0	8.0	0.5	90.0	"Green house mode"	8.5
	oA	172,065	508,516	-5.0	5.0	8.0	0.5	90.0	"Green house mode"	8.5
	OB	176,039	505,549	-5.3	5.0	8.0	0.5	90.0	"Green house mode"	8.5
	oB	172,052	508,447	-5.0	5.0	8.0	0.5	90.0	"Green house mode"	8.5
	oC	172,058	508,505	-4.8	5.0	8.0	0.5	90.0	"Green house mode"	8.5
	OC	176,001	505,552	-5.0	5.0	8.0	0.5	90.0	"Green house mode"	8.5
	OD	176,044	505,588	-4.7	5.0	8.0	0.5	90.0	"Green house mode"	8.5
	oD	172,054	508,500	-4.7	5.0	8.0	0.5	90.0	"Green house mode"	8.5
	oE	172,047	508,490	-4.5	5.0	8.0	0.5	90.0	"Green house mode"	8.5
	OE	176,003	505,564	-4.7	5.0	8.0	0.5	90.0	"Green house mode"	8.5
	OF	176,064	505,578	-4.5	5.0	8.0	0.5	90.0	"Green house mode"	8.5
	oF	172,044	508,484	-4.4	5.0	8.0	0.5	90.0	"Green house mode"	8.5
	OG	176,004	505,581	-4.3	5.0	8.0	0.5	90.0	"Green house mode"	8.5
	oG	171,930	508,815	-4.5	5.0	8.0	0.5	90.0	"Green house mode"	8.5
	oH	171,942	508,804	-4.7	5.0	8.0	0.5	90.0	"Green house mode"	8.5
	OH	176,083	505,568	-4.7	5.0	8.0	0.5	90.0	"Green house mode"	8.5
	oI	171,946	508,800	-4.8	5.0	8.0	0.5	90.0	"Green house mode"	8.5
	OI	176,005	505,595	-4.5	5.0	8.0	0.5	90.0	"Green house mode"	8.5
	OJ	175,215	505,830	-5.7	5.0	8.0	0.5	90.0	"Green house mode"	8.5
	oJ	171,956	508,789	-4.9	5.0	8.0	0.5	90.0	"Green house mode"	8.5
	OK	175,186	505,845	-5.7	5.0	8.0	0.5	90.0	"Green house mode"	8.5
	oK	171,960	508,783	-4.8	5.0	8.0	0.5	90.0	"Green house mode"	8.5
	OL	175,162	505,859	-5.0	5.0	8.0	0.5	90.0	"Green house mode"	8.5
	oL	171,967	508,770	-5.2	5.0	8.0	0.5	90.0	"Green house mode"	8.5
	oM	171,970	508,766	-5.3	5.0	8.0	0.5	90.0	"Green house mode"	8.5
	OM	175,149	505,867	-5.0	5.0	8.0	0.5	90.0	"Green house mode"	8.5
	ON	175,133	505,872	-5.0	5.0	8.0	0.5	90.0	"Green house mode"	8.5
	oN	171,976	508,751	-6.0	5.0	8.0	0.5	90.0	"Green house mode"	8.5
	oO	171,978	508,745	-6.1	5.0	8.0	0.5	90.0	"Green house mode"	8.5
	OO	174,999	505,939	-5.0	5.0	8.0	0.5	90.0	"Green house mode"	8.5
	oP	171,982	508,731	-6.1	5.0	8.0	0.5	90.0	"Green house mode"	8.5
	OP	174,967	505,872	-5.0	5.0	8.0	0.5	90.0	"Green house mode"	8.5
	OQ	174,964	505,866	-5.0	5.0	8.0	0.5	90.0	"Green house mode"	8.5
	oQ	171,982	508,724	-6.2	5.0	8.0	0.5	90.0	"Green house mode"	8.5
	oR	171,723	509,123	-4.9	5.0	8.0	0.5	90.0	"Green house mode"	8.5
	OR	175,186	505,715	-5.5	5.0	8.0	0.5	90.0	"Green house mode"	8.5
	oS	171,718	509,120	-4.8	5.0	8.0	0.5	90.0	"Green house mode"	8.5
	OS	176,039	505,554	-5.1	5.0	8.0	0.5	90.0	"Green house mode"	8.5
	OT	175,192	505,712	-5.7	5.0	8.0	0.5	90.0	"Green house mode"	8.5
	oT	171,712	509,116	-4.5	5.0	8.0	0.5	90.0	"Green house mode"	8.5
	OU	175,202	505,706	-6.0	5.0	8.0	0.5	90.0	"Green house mode"	8.5
	oU	171,707	509,113	-4.3	5.0	8.0	0.5	90.0	"Green house mode"	8.5
	OV	175,208	505,703	-6.0	5.0	8.0	0.5	90.0	"Green house mode"	8.5
	oV	171,701	509,109	-4.0	5.0	8.0	0.5	90.0	"Green house mode"	8.5
	oW	171,696	509,106	-3.7	5.0	8.0	0.5	90.0	"Green house mode"	8.5
	OW	175,224	505,696	-6.0	5.0	8.0	0.5	90.0	"Green house mode"	8.5
	oX	171,691	509,102	-3.5	5.0	8.0	0.5	90.0	"Green house mode"	8.5
	OX	175,245	505,685	-6.0	5.0	8.0	0.5	90.0	"Green house mode"	8.5
	OY	175,251	505,698	-6.0	5.0	8.0	0.5	90.0	"Green house mode"	8.5
	oY	171,686	509,099	-3.2	5.0	8.0	0.5	90.0	"Green house mode"	8.5

To be continued on next page...

SHADOW - Main Result

Calculation: Slagschaduw_WindplanBlauw_Cumulatie

...continued from previous page

No.	Name	X (east)	Y (north)	Z	Width	Height	Elevation a.g.l.	Slope of window [°]	Direction mode	Eye height (ZVI) a.g.l. [m]
	oZ	171,667	509,107	-2.8	5.0	8.0	0.5	90.0	"Green house mode"	8.5
	OZ	175,253	505,704	-6.0	5.0	8.0	0.5	90.0	"Green house mode"	8.5
	P	175,043	505,919	-5.0	5.0	8.0	0.5	90.0	"Green house mode"	8.5
	PA	175,259	505,716	-5.8	5.0	8.0	0.5	90.0	"Green house mode"	8.5
	pA	171,663	509,112	-2.9	5.0	8.0	0.5	90.0	"Green house mode"	8.5
	PB	175,262	505,722	-5.7	5.0	8.0	0.5	90.0	"Green house mode"	8.5
	pB	171,660	509,117	-3.0	5.0	8.0	0.5	90.0	"Green house mode"	8.5
	PC	175,243	505,733	-5.1	5.0	8.0	0.5	90.0	"Green house mode"	8.5
	pC	171,656	509,123	-3.2	5.0	8.0	0.5	90.0	"Green house mode"	8.5
	pD	171,658	509,129	-3.2	5.0	8.0	0.5	90.0	"Green house mode"	8.5
	PD	175,238	505,737	-5.1	5.0	8.0	0.5	90.0	"Green house mode"	8.5
	PE	175,227	505,743	-5.3	5.0	8.0	0.5	90.0	"Green house mode"	8.5
	pE	171,654	509,134	-3.1	5.0	8.0	0.5	90.0	"Green house mode"	8.5
	pF	171,651	509,140	-3.1	5.0	8.0	0.5	90.0	"Green house mode"	8.5
	PF	175,222	505,746	-5.3	5.0	8.0	0.5	90.0	"Green house mode"	8.5
	PG	175,241	505,771	-5.0	5.0	8.0	0.5	90.0	"Green house mode"	8.5
	pG	171,647	509,145	-2.9	5.0	8.0	0.5	90.0	"Green house mode"	8.5
	pH	171,644	509,150	-2.6	5.0	8.0	0.5	90.0	"Green house mode"	8.5
	PH	175,212	505,752	-5.4	5.0	8.0	0.5	90.0	"Green house mode"	8.5
	PI	175,206	505,755	-5.3	5.0	8.0	0.5	90.0	"Green house mode"	8.5
	pl	171,641	509,156	-2.4	5.0	8.0	0.5	90.0	"Green house mode"	8.5
	pJ	171,638	509,162	-2.2	5.0	8.0	0.5	90.0	"Green house mode"	8.5
	PJ	175,227	505,778	-5.1	5.0	8.0	0.5	90.0	"Green house mode"	8.5
	PK	175,137	505,789	-5.2	5.0	8.0	0.5	90.0	"Green house mode"	8.5
	pK	171,627	509,171	-1.6	5.0	8.0	0.5	90.0	"Green house mode"	8.5
	pL	171,623	509,193	-2.2	5.0	8.0	0.5	90.0	"Green house mode"	8.5
	PL	175,216	505,785	-5.4	5.0	8.0	0.5	90.0	"Green house mode"	8.5
	PM	175,120	505,797	-5.0	5.0	8.0	0.5	90.0	"Green house mode"	8.5
	pM	171,629	509,195	-2.5	5.0	8.0	0.5	90.0	"Green house mode"	8.5
	pN	171,634	509,199	-2.9	5.0	8.0	0.5	90.0	"Green house mode"	8.5
	PN	175,201	505,794	-5.9	5.0	8.0	0.5	90.0	"Green house mode"	8.5
	pO	171,639	509,203	-3.3	5.0	8.0	0.5	90.0	"Green house mode"	8.5
	PO	175,106	505,803	-5.0	5.0	8.0	0.5	90.0	"Green house mode"	8.5
	PP	175,196	505,797	-6.0	5.0	8.0	0.5	90.0	"Green house mode"	8.5
	pP	171,645	509,206	-3.6	5.0	8.0	0.5	90.0	"Green house mode"	8.5
	PQ	175,092	505,809	-5.0	5.0	8.0	0.5	90.0	"Green house mode"	8.5
	pQ	171,650	509,209	-3.8	5.0	8.0	0.5	90.0	"Green house mode"	8.5
	PR	175,175	505,808	-6.0	5.0	8.0	0.5	90.0	"Green house mode"	8.5
	pR	171,677	509,179	-3.1	5.0	8.0	0.5	90.0	"Green house mode"	8.5
	PS	175,078	505,816	-5.0	5.0	8.0	0.5	90.0	"Green house mode"	8.5
	pS	171,681	509,174	-3.3	5.0	8.0	0.5	90.0	"Green house mode"	8.5
	pT	171,684	509,169	-3.4	5.0	8.0	0.5	90.0	"Green house mode"	8.5
	PT	175,169	505,811	-6.0	5.0	8.0	0.5	90.0	"Green house mode"	8.5
	pU	171,688	509,163	-3.7	5.0	8.0	0.5	90.0	"Green house mode"	8.5
	PU	175,072	505,819	-5.0	5.0	8.0	0.5	90.0	"Green house mode"	8.5
	pV	171,695	509,153	-4.0	5.0	8.0	0.5	90.0	"Green house mode"	8.5
	PV	175,154	505,816	-5.7	5.0	8.0	0.5	90.0	"Green house mode"	8.5
	pW	171,698	509,147	-4.1	5.0	8.0	0.5	90.0	"Green house mode"	8.5
	PW	175,051	505,828	-5.0	5.0	8.0	0.5	90.0	"Green house mode"	8.5
	PX	175,140	505,822	-5.3	5.0	8.0	0.5	90.0	"Green house mode"	8.5
	pX	171,702	509,142	-4.1	5.0	8.0	0.5	90.0	"Green house mode"	8.5
	pY	171,705	509,137	-4.3	5.0	8.0	0.5	90.0	"Green house mode"	8.5
	PY	175,046	505,831	-5.0	5.0	8.0	0.5	90.0	"Green house mode"	8.5
	PZ	175,124	505,829	-5.0	5.0	8.0	0.5	90.0	"Green house mode"	8.5
	pZ	171,758	509,171	-3.9	5.0	8.0	0.5	90.0	"Green house mode"	8.5
	Q	175,030	506,124	-6.1	5.0	8.0	0.5	90.0	"Green house mode"	8.5
	QA	175,028	505,842	-5.3	5.0	8.0	0.5	90.0	"Green house mode"	8.5
	qA	171,754	509,176	-3.8	5.0	8.0	0.5	90.0	"Green house mode"	8.5
	QB	175,011	505,851	-5.7	5.0	8.0	0.5	90.0	"Green house mode"	8.5
	qB	171,748	509,187	-3.6	5.0	8.0	0.5	90.0	"Green house mode"	8.5
	QC	174,993	505,861	-5.4	5.0	8.0	0.5	90.0	"Green house mode"	8.5
	qC	171,745	509,192	-3.4	5.0	8.0	0.5	90.0	"Green house mode"	8.5
	qD	171,868	508,835	-1.9	5.0	8.0	0.5	90.0	"Green house mode"	8.5
	QD	175,490	505,770	-5.0	5.0	8.0	0.5	90.0	"Green house mode"	8.5
	qE	171,903	508,807	-3.3	5.0	8.0	0.5	90.0	"Green house mode"	8.5

To be continued on next page...

SHADOW - Main Result

Calculation: Slagschaduw_WindplanBlauw_Cumulatie

...continued from previous page

No.	Name	X (east)	Y (north)	Z	Width	Height	Elevation a.g.l.	Slope of window [°]	Direction mode	Eye height (ZVI) a.g.l. [m]
QE		175,517	505,756	-4.9	5.0	8.0	0.5	90.0	"Green house mode"	8.5
qF		171,849	508,824	-1.5	5.0	8.0	0.5	90.0	"Green house mode"	8.5
qF		175,495	505,775	-5.1	5.0	8.0	0.5	90.0	"Green house mode"	8.5
QG		175,521	505,763	-4.9	5.0	8.0	0.5	90.0	"Green house mode"	8.5
qG		171,897	508,804	-2.9	5.0	8.0	0.5	90.0	"Green house mode"	8.5
qH		171,845	508,820	-1.4	5.0	8.0	0.5	90.0	"Green house mode"	8.5
QH		175,502	505,788	-5.0	5.0	8.0	0.5	90.0	"Green house mode"	8.5
qI		171,892	508,801	-2.7	5.0	8.0	0.5	90.0	"Green house mode"	8.5
QI		175,527	505,776	-5.0	5.0	8.0	0.5	90.0	"Green house mode"	8.5
QJ		175,508	505,800	-5.1	5.0	8.0	0.5	90.0	"Green house mode"	8.5
qJ		171,840	508,817	-1.2	5.0	8.0	0.5	90.0	"Green house mode"	8.5
QK		175,529	505,782	-5.0	5.0	8.0	0.5	90.0	"Green house mode"	8.5
qK		171,873	508,787	-1.9	5.0	8.0	0.5	90.0	"Green house mode"	8.5
QL		175,514	505,812	-5.4	5.0	8.0	0.5	90.0	"Green house mode"	8.5
qL		171,834	508,813	-1.1	5.0	8.0	0.5	90.0	"Green house mode"	8.5
qM		171,867	508,784	-1.8	5.0	8.0	0.5	90.0	"Green house mode"	8.5
QM		175,534	505,792	-5.0	5.0	8.0	0.5	90.0	"Green house mode"	8.5
QN		175,520	505,825	-5.9	5.0	8.0	0.5	90.0	"Green house mode"	8.5
qN		171,829	508,809	-1.2	5.0	8.0	0.5	90.0	"Green house mode"	8.5
qO		171,848	508,767	-1.3	5.0	8.0	0.5	90.0	"Green house mode"	8.5
QO		175,537	505,799	-5.0	5.0	8.0	0.5	90.0	"Green house mode"	8.5
qP		172,455	508,090	0.7	5.0	8.0	0.5	90.0	"Green house mode"	8.5
QP		175,542	505,809	-5.3	5.0	8.0	0.5	90.0	"Green house mode"	8.5
qQ		172,419	508,040	-4.4	5.0	8.0	0.5	90.0	"Green house mode"	8.5
QQ		175,532	505,849	-6.0	5.0	8.0	0.5	90.0	"Green house mode"	8.5
QR		175,546	505,814	-5.6	5.0	8.0	0.5	90.0	"Green house mode"	8.5
qR		172,554	507,961	2.2	5.0	8.0	0.5	90.0	"Green house mode"	8.5
QS		175,551	505,825	-5.9	5.0	8.0	0.5	90.0	"Green house mode"	8.5
qS		172,569	507,973	2.3	5.0	8.0	0.5	90.0	"Green house mode"	8.5
QT		175,554	505,831	-6.0	5.0	8.0	0.5	90.0	"Green house mode"	8.5
qT		171,924	508,818	-4.3	5.0	8.0	0.5	90.0	"Green house mode"	8.5
qU		172,383	508,754	-3.0	5.0	8.0	0.5	90.0	"Green house mode"	8.5
QU		175,558	505,838	-5.9	5.0	8.0	0.5	90.0	"Green house mode"	8.5
qV		172,446	508,845	-2.0	5.0	8.0	0.5	90.0	"Green house mode"	8.5
QV		172,670	509,582	-3.0	5.0	8.0	0.5	90.0	"Green house mode"	8.5
qW		172,406	508,747	-3.2	5.0	8.0	0.5	90.0	"Green house mode"	8.5
QW		175,688	505,691	-5.0	5.0	8.0	0.5	90.0	"Green house mode"	8.5
qX		172,411	508,744	-3.3	5.0	8.0	0.5	90.0	"Green house mode"	8.5
QX		175,690	505,698	-5.0	5.0	8.0	0.5	90.0	"Green house mode"	8.5
QY		175,697	505,708	-5.1	5.0	8.0	0.5	90.0	"Green house mode"	8.5
qY		172,420	508,813	-3.0	5.0	8.0	0.5	90.0	"Green house mode"	8.5
QZ		175,699	505,717	-5.1	5.0	8.0	0.5	90.0	"Green house mode"	8.5
qZ		172,416	508,741	-3.4	5.0	8.0	0.5	90.0	"Green house mode"	8.5
R		175,027	506,119	-6.4	5.0	8.0	0.5	90.0	"Green house mode"	8.5
rA		172,414	508,809	-3.0	5.0	8.0	0.5	90.0	"Green house mode"	8.5
RA		175,705	505,726	-5.1	5.0	8.0	0.5	90.0	"Green house mode"	8.5
RB		175,708	505,735	-5.0	5.0	8.0	0.5	90.0	"Green house mode"	8.5
rB		172,421	508,737	-3.5	5.0	8.0	0.5	90.0	"Green house mode"	8.5
RC		175,712	505,745	-5.1	5.0	8.0	0.5	90.0	"Green house mode"	8.5
rC		172,410	508,803	-3.0	5.0	8.0	0.5	90.0	"Green house mode"	8.5
rD		172,438	508,732	-3.7	5.0	8.0	0.5	90.0	"Green house mode"	8.5
RD		175,718	505,753	-5.3	5.0	8.0	0.5	90.0	"Green house mode"	8.5
RE		175,730	505,774	-6.2	5.0	8.0	0.5	90.0	"Green house mode"	8.5
rE		172,407	508,798	-3.0	5.0	8.0	0.5	90.0	"Green house mode"	8.5
RF		175,725	505,778	-6.2	5.0	8.0	0.5	90.0	"Green house mode"	8.5
rF		172,443	508,728	-3.8	5.0	8.0	0.5	90.0	"Green house mode"	8.5
rG		171,874	508,838	-2.0	5.0	8.0	0.5	90.0	"Green house mode"	8.5
RG		175,714	505,783	-6.0	5.0	8.0	0.5	90.0	"Green house mode"	8.5
rH		172,011	508,860	-4.0	5.0	8.0	0.5	90.0	"Green house mode"	8.5
RH		175,708	505,785	-5.9	5.0	8.0	0.5	90.0	"Green house mode"	8.5
RI		175,698	505,791	-5.9	5.0	8.0	0.5	90.0	"Green house mode"	8.5
rI		171,741	509,198	-3.2	5.0	8.0	0.5	90.0	"Green house mode"	8.5
RJ		175,692	505,793	-5.8	5.0	8.0	0.5	90.0	"Green house mode"	8.5
rJ		171,738	509,203	-3.1	5.0	8.0	0.5	90.0	"Green house mode"	8.5
rK		171,735	509,208	-3.1	5.0	8.0	0.5	90.0	"Green house mode"	8.5

To be continued on next page...

SHADOW - Main Result

Calculation: Slagschaduw_WindplanBlauw_Cumulatie

...continued from previous page

No.	Name	X (east)	Y (north)	Z	Width	Height	Elevation a.g.l.	Slope of window [°]	Direction mode	Eye height (ZVI) a.g.l. [m]
RK		175,662	505,807	-6.0	5.0	8.0	0.5	90.0	"Green house mode"	8.5
rL		171,731	509,214	-3.0	5.0	8.0	0.5	90.0	"Green house mode"	8.5
RL		175,658	505,810	-6.0	5.0	8.0	0.5	90.0	"Green house mode"	8.5
RM		175,653	505,813	-6.0	5.0	8.0	0.5	90.0	"Green house mode"	8.5
rM		171,674	509,218	-3.4	5.0	8.0	0.5	90.0	"Green house mode"	8.5
RN		175,649	505,815	-6.0	5.0	8.0	0.5	90.0	"Green house mode"	8.5
rN		171,680	509,221	-3.2	5.0	8.0	0.5	90.0	"Green house mode"	8.5
rO		171,685	509,225	-3.0	5.0	8.0	0.5	90.0	"Green house mode"	8.5
RO		175,644	505,818	-6.0	5.0	8.0	0.5	90.0	"Green house mode"	8.5
rP		171,690	509,228	-3.0	5.0	8.0	0.5	90.0	"Green house mode"	8.5
RP		175,639	505,819	-6.0	5.0	8.0	0.5	90.0	"Green house mode"	8.5
rQ		171,695	509,232	-2.9	5.0	8.0	0.5	90.0	"Green house mode"	8.5
RQ		175,634	505,822	-6.0	5.0	8.0	0.5	90.0	"Green house mode"	8.5
rR		172,072	508,813	-3.0	5.0	8.0	0.5	90.0	"Green house mode"	8.5
RR		175,630	505,825	-6.0	5.0	8.0	0.5	90.0	"Green house mode"	8.5
rS		172,115	508,816	-3.0	5.0	8.0	0.5	90.0	"Green house mode"	8.5
RS		175,606	505,839	-5.9	5.0	8.0	0.5	90.0	"Green house mode"	8.5
rT		172,075	508,808	-3.2	5.0	8.0	0.5	90.0	"Green house mode"	8.5
RT		175,600	505,840	-5.8	5.0	8.0	0.5	90.0	"Green house mode"	8.5
RU		175,592	505,845	-5.7	5.0	8.0	0.5	90.0	"Green house mode"	8.5
rU		172,119	508,809	-3.2	5.0	8.0	0.5	90.0	"Green house mode"	8.5
rV		172,079	508,802	-3.4	5.0	8.0	0.5	90.0	"Green house mode"	8.5
RV		175,587	505,848	-5.5	5.0	8.0	0.5	90.0	"Green house mode"	8.5
rW		172,122	508,804	-3.3	5.0	8.0	0.5	90.0	"Green house mode"	8.5
RW		175,583	505,851	-5.4	5.0	8.0	0.5	90.0	"Green house mode"	8.5
RX		175,577	505,854	-5.3	5.0	8.0	0.5	90.0	"Green house mode"	8.5
rX		172,082	508,797	-3.6	5.0	8.0	0.5	90.0	"Green house mode"	8.5
RY		175,573	505,856	-5.3	5.0	8.0	0.5	90.0	"Green house mode"	8.5
rY		172,125	508,798	-3.5	5.0	8.0	0.5	90.0	"Green house mode"	8.5
RZ		175,568	505,858	-5.4	5.0	8.0	0.5	90.0	"Green house mode"	8.5
rZ		172,085	508,792	-3.7	5.0	8.0	0.5	90.0	"Green house mode"	8.5
S		175,024	506,114	-6.6	5.0	8.0	0.5	90.0	"Green house mode"	8.5
sA		172,129	508,793	-3.7	5.0	8.0	0.5	90.0	"Green house mode"	8.5
SA		175,546	505,872	-5.6	5.0	8.0	0.5	90.0	"Green house mode"	8.5
SB		175,541	505,875	-5.5	5.0	8.0	0.5	90.0	"Green house mode"	8.5
sB		172,088	508,787	-3.9	5.0	8.0	0.5	90.0	"Green house mode"	8.5
sC		172,092	508,781	-4.1	5.0	8.0	0.5	90.0	"Green house mode"	8.5
SC		175,536	505,878	-5.5	5.0	8.0	0.5	90.0	"Green house mode"	8.5
sD		171,701	509,235	-2.7	5.0	8.0	0.5	90.0	"Green house mode"	8.5
SD		175,531	505,880	-5.5	5.0	8.0	0.5	90.0	"Green house mode"	8.5
sE		171,706	509,239	-2.6	5.0	8.0	0.5	90.0	"Green house mode"	8.5
SE		175,527	505,883	-5.6	5.0	8.0	0.5	90.0	"Green house mode"	8.5
SF		175,522	505,885	-5.6	5.0	8.0	0.5	90.0	"Green house mode"	8.5
sF		171,711	509,242	-2.4	5.0	8.0	0.5	90.0	"Green house mode"	8.5
SG		175,517	505,887	-5.7	5.0	8.0	0.5	90.0	"Green house mode"	8.5
sG		171,729	509,261	-2.1	5.0	8.0	0.5	90.0	"Green house mode"	8.5
sH		171,734	509,265	-2.3	5.0	8.0	0.5	90.0	"Green house mode"	8.5
SH		175,512	505,890	-5.8	5.0	8.0	0.5	90.0	"Green house mode"	8.5
SI		175,508	505,892	-5.9	5.0	8.0	0.5	90.0	"Green house mode"	8.5
sl		171,740	509,268	-2.4	5.0	8.0	0.5	90.0	"Green house mode"	8.5
sJ		171,745	509,271	-2.6	5.0	8.0	0.5	90.0	"Green house mode"	8.5
SJ		175,483	505,905	-5.4	5.0	8.0	0.5	90.0	"Green house mode"	8.5
sK		171,750	509,275	-2.7	5.0	8.0	0.5	90.0	"Green house mode"	8.5
SK		175,479	505,908	-5.3	5.0	8.0	0.5	90.0	"Green house mode"	8.5
sL		171,757	509,277	-2.9	5.0	8.0	0.5	90.0	"Green house mode"	8.5
SL		175,474	505,910	-5.2	5.0	8.0	0.5	90.0	"Green house mode"	8.5
sM		171,762	509,258	-3.0	5.0	8.0	0.5	90.0	"Green house mode"	8.5
SM		175,469	505,913	-5.1	5.0	8.0	0.5	90.0	"Green house mode"	8.5
sN		171,766	509,252	-3.0	5.0	8.0	0.5	90.0	"Green house mode"	8.5
SN		175,465	505,916	-5.0	5.0	8.0	0.5	90.0	"Green house mode"	8.5
SO		175,459	505,918	-5.0	5.0	8.0	0.5	90.0	"Green house mode"	8.5
sO		171,772	509,247	-3.0	5.0	8.0	0.5	90.0	"Green house mode"	8.5
SP		175,455	505,920	-5.0	5.0	8.0	0.5	90.0	"Green house mode"	8.5
sP		171,775	509,241	-3.1	5.0	8.0	0.5	90.0	"Green house mode"	8.5
SQ		175,450	505,923	-5.0	5.0	8.0	0.5	90.0	"Green house mode"	8.5

To be continued on next page...

SHADOW - Main Result

Calculation: Slagschaduw_WindplanBlauw_Cumulatie

...continued from previous page

No.	Name	X (east)	Y (north)	Z	Width	Height	Elevation a.g.l.	Slope of window [°]	Direction mode	Eye height (ZVI) a.g.l. [m]
sQ		171,779	509,236	-3.1	5.0	8.0	0.5	90.0	"Green house mode"	8.5
SR		175,625	505,490	-5.8	5.0	8.0	0.5	90.0	"Green house mode"	8.5
sR		171,782	509,230	-3.3	5.0	8.0	0.5	90.0	"Green house mode"	8.5
sS		171,802	509,214	-4.0	5.0	8.0	0.5	90.0	"Green house mode"	8.5
SS		175,614	505,496	-6.0	5.0	8.0	0.5	90.0	"Green house mode"	8.5
sT		171,805	509,208	-4.0	5.0	8.0	0.5	90.0	"Green house mode"	8.5
ST		175,606	505,499	-5.9	5.0	8.0	0.5	90.0	"Green house mode"	8.5
sU		171,809	509,203	-4.0	5.0	8.0	0.5	90.0	"Green house mode"	8.5
SU		177,721	507,733	-3.0	5.0	8.0	0.5	90.0	"Green house mode"	8.5
SV		177,750	507,715	-3.9	5.0	8.0	0.5	90.0	"Green house mode"	8.5
sV		171,812	509,198	-4.0	5.0	8.0	0.5	90.0	"Green house mode"	8.5
SW		177,558	507,114	-5.0	5.0	8.0	0.5	90.0	"Green house mode"	8.5
sW		171,816	509,192	-4.0	5.0	8.0	0.5	90.0	"Green house mode"	8.5
SX		177,373	507,288	-6.0	5.0	8.0	0.5	90.0	"Green house mode"	8.5
sX		171,819	509,187	-4.0	5.0	8.0	0.5	90.0	"Green house mode"	8.5
SY		177,498	507,147	-5.0	5.0	8.0	0.5	90.0	"Green house mode"	8.5
sY		171,796	509,169	-4.0	5.0	8.0	0.5	90.0	"Green house mode"	8.5
sZ		171,791	509,166	-4.0	5.0	8.0	0.5	90.0	"Green house mode"	8.5
SZ		175,482	505,709	-5.3	5.0	8.0	0.5	90.0	"Green house mode"	8.5
T		175,020	506,110	-6.8	5.0	8.0	0.5	90.0	"Green house mode"	8.5
TA		175,447	505,706	-5.0	5.0	8.0	0.5	90.0	"Green house mode"	8.5
tA		171,786	509,163	-4.0	5.0	8.0	0.5	90.0	"Green house mode"	8.5
tB		171,780	509,160	-4.0	5.0	8.0	0.5	90.0	"Green house mode"	8.5
TB		175,473	505,689	-5.6	5.0	8.0	0.5	90.0	"Green house mode"	8.5
tC		171,775	509,156	-4.0	5.0	8.0	0.5	90.0	"Green house mode"	8.5
TC		174,995	505,675	-5.5	5.0	8.0	0.5	90.0	"Green house mode"	8.5
TD		174,993	505,700	-5.9	5.0	8.0	0.5	90.0	"Green house mode"	8.5
tD		171,765	509,148	-3.8	5.0	8.0	0.5	90.0	"Green house mode"	8.5
TE		175,477	505,612	-6.0	5.0	8.0	0.5	90.0	"Green house mode"	8.5
tE		171,886	509,269	-3.8	5.0	8.0	0.5	90.0	"Green house mode"	8.5
tF		171,875	509,256	-4.0	5.0	8.0	0.5	90.0	"Green house mode"	8.5
TF		176,232	506,028	-4.3	5.0	8.0	0.5	90.0	"Green house mode"	8.5
TG		175,676	505,673	-5.0	5.0	8.0	0.5	90.0	"Green house mode"	8.5
tG		171,867	509,238	-3.9	5.0	8.0	0.5	90.0	"Green house mode"	8.5
tH		171,853	509,230	-3.7	5.0	8.0	0.5	90.0	"Green house mode"	8.5
TH		175,442	505,692	-5.4	5.0	8.0	0.5	90.0	"Green house mode"	8.5
tI		171,835	509,218	-3.9	5.0	8.0	0.5	90.0	"Green house mode"	8.5
TI		175,542	505,680	-5.0	5.0	8.0	0.5	90.0	"Green house mode"	8.5
tJ		171,828	509,230	-3.5	5.0	8.0	0.5	90.0	"Green house mode"	8.5
TJ		175,809	505,505	-4.5	5.0	8.0	0.5	90.0	"Green house mode"	8.5
TK		175,814	505,505	-4.5	5.0	8.0	0.5	90.0	"Green house mode"	8.5
tK		171,835	509,260	-3.5	5.0	8.0	0.5	90.0	"Green house mode"	8.5
TL		175,260	505,924	-6.0	5.0	8.0	0.5	90.0	"Green house mode"	8.5
tL		171,809	509,246	-3.0	5.0	8.0	0.5	90.0	"Green house mode"	8.5
TM		175,239	505,935	-6.0	5.0	8.0	0.5	90.0	"Green house mode"	8.5
tM		171,802	509,257	-3.4	5.0	8.0	0.5	90.0	"Green house mode"	8.5
TN		175,313	505,931	-5.1	5.0	8.0	0.5	90.0	"Green house mode"	8.5
tN		171,799	509,264	-3.6	5.0	8.0	0.5	90.0	"Green house mode"	8.5
tO		171,792	509,273	-3.7	5.0	8.0	0.5	90.0	"Green house mode"	8.5
TO		175,234	505,937	-5.9	5.0	8.0	0.5	90.0	"Green house mode"	8.5
tP		171,788	509,279	-3.7	5.0	8.0	0.5	90.0	"Green house mode"	8.5
TP		175,308	505,933	-5.2	5.0	8.0	0.5	90.0	"Green house mode"	8.5
tQ		171,785	509,291	-3.3	5.0	8.0	0.5	90.0	"Green house mode"	8.5
TQ		175,221	505,945	-5.6	5.0	8.0	0.5	90.0	"Green house mode"	8.5
tR		171,780	509,297	-3.2	5.0	8.0	0.5	90.0	"Green house mode"	8.5
TR		175,207	505,954	-5.1	5.0	8.0	0.5	90.0	"Green house mode"	8.5
TS		175,191	505,963	-5.1	5.0	8.0	0.5	90.0	"Green house mode"	8.5
tS		171,778	509,309	-3.0	5.0	8.0	0.5	90.0	"Green house mode"	8.5
TT		175,181	505,969	-5.3	5.0	8.0	0.5	90.0	"Green house mode"	8.5
tT		171,773	509,314	-3.0	5.0	8.0	0.5	90.0	"Green house mode"	8.5
TU		175,144	505,670	-5.0	5.0	8.0	0.5	90.0	"Green house mode"	8.5
tU		172,325	508,706	-3.5	5.0	8.0	0.5	90.0	"Green house mode"	8.5
TV		175,168	505,653	-4.4	5.0	8.0	0.5	90.0	"Green house mode"	8.5
tV		172,361	508,685	-4.0	5.0	8.0	0.5	90.0	"Green house mode"	8.5
tW		172,309	508,717	-3.1	5.0	8.0	0.5	90.0	"Green house mode"	8.5

To be continued on next page...

SHADOW - Main Result**Calculation: Slagschaduw_WindplanBlaauw_Cumulatie**

...continued from previous page

No.	Name	X (east)	Y (north)	Z	Width	Height	Elevation a.g.l.	Slope of window [°]	Direction mode	Eye height (ZVI) a.g.l. [m]
		[m]	[m]	[m]	[m]	[m]	[m]			
TW		175,173	505,651	-4.5	5.0	8.0	0.5	90.0	"Green house mode"	8.5
TX		175,178	505,649	-4.5	5.0	8.0	0.5	90.0	"Green house mode"	8.5
iX		172,367	508,692	-4.0	5.0	8.0	0.5	90.0	"Green house mode"	8.5
TY		175,183	505,646	-4.6	5.0	8.0	0.5	90.0	"Green house mode"	8.5
tY		172,316	508,734	-3.0	5.0	8.0	0.5	90.0	"Green house mode"	8.5
TZ		175,192	505,641	-4.7	5.0	8.0	0.5	90.0	"Green house mode"	8.5
tZ		172,368	508,696	-4.0	5.0	8.0	0.5	90.0	"Green house mode"	8.5
U		175,017	506,105	-7.0	5.0	8.0	0.5	90.0	"Green house mode"	8.5
uA		172,332	508,726	-3.1	5.0	8.0	0.5	90.0	"Green house mode"	8.5
UA		175,197	505,639	-4.9	5.0	8.0	0.5	90.0	"Green house mode"	8.5
uB		172,368	508,698	-4.0	5.0	8.0	0.5	90.0	"Green house mode"	8.5
UB		175,202	505,636	-5.2	5.0	8.0	0.5	90.0	"Green house mode"	8.5
uC		172,339	508,743	-3.1	5.0	8.0	0.5	90.0	"Green house mode"	8.5
UC		175,207	505,635	-5.2	5.0	8.0	0.5	90.0	"Green house mode"	8.5
UD		175,212	505,632	-5.3	5.0	8.0	0.5	90.0	"Green house mode"	8.5
uD		172,367	508,702	-4.0	5.0	8.0	0.5	90.0	"Green house mode"	8.5
uE		172,346	508,753	-3.0	5.0	8.0	0.5	90.0	"Green house mode"	8.5
UE		175,139	505,660	-4.9	5.0	8.0	0.5	90.0	"Green house mode"	8.5
uF		172,366	508,710	-4.0	5.0	8.0	0.5	90.0	"Green house mode"	8.5
UF		175,136	505,650	-4.8	5.0	8.0	0.5	90.0	"Green house mode"	8.5
uG		172,350	508,757	-3.0	5.0	8.0	0.5	90.0	"Green house mode"	8.5
UG		175,136	505,645	-4.8	5.0	8.0	0.5	90.0	"Green house mode"	8.5
uH		172,367	508,719	-4.0	5.0	8.0	0.5	90.0	"Green house mode"	8.5
UH		175,137	505,639	-4.8	5.0	8.0	0.5	90.0	"Green house mode"	8.5
UI		175,137	505,634	-4.9	5.0	8.0	0.5	90.0	"Green house mode"	8.5
uI		172,354	508,764	-3.0	5.0	8.0	0.5	90.0	"Green house mode"	8.5
UJ		175,138	505,629	-5.0	5.0	8.0	0.5	90.0	"Green house mode"	8.5
uJ		172,366	508,727	-3.8	5.0	8.0	0.5	90.0	"Green house mode"	8.5
UK		175,138	505,623	-5.1	5.0	8.0	0.5	90.0	"Green house mode"	8.5
uK		172,358	508,770	-3.0	5.0	8.0	0.5	90.0	"Green house mode"	8.5
UL		175,138	505,618	-5.1	5.0	8.0	0.5	90.0	"Green house mode"	8.5
uL		172,365	508,731	-3.7	5.0	8.0	0.5	90.0	"Green house mode"	8.5
UM		175,139	505,612	-5.3	5.0	8.0	0.5	90.0	"Green house mode"	8.5
uM		172,360	508,800	-2.6	5.0	8.0	0.5	90.0	"Green house mode"	8.5
UN		175,140	505,607	-5.3	5.0	8.0	0.5	90.0	"Green house mode"	8.5
uN		172,366	508,736	-3.6	5.0	8.0	0.5	90.0	"Green house mode"	8.5
UO		175,140	505,601	-5.3	5.0	8.0	0.5	90.0	"Green house mode"	8.5
uO		172,382	508,787	-2.9	5.0	8.0	0.5	90.0	"Green house mode"	8.5
UP		175,141	505,597	-5.3	5.0	8.0	0.5	90.0	"Green house mode"	8.5
uP		172,369	508,740	-3.4	5.0	8.0	0.5	90.0	"Green house mode"	8.5
UQ		175,559	505,630	-5.2	5.0	8.0	0.5	90.0	"Green house mode"	8.5
uQ		172,384	508,810	-2.6	5.0	8.0	0.5	90.0	"Green house mode"	8.5
uR		172,372	508,746	-3.2	5.0	8.0	0.5	90.0	"Green house mode"	8.5
UR		175,556	505,625	-5.2	5.0	8.0	0.5	90.0	"Green house mode"	8.5
US		175,530	505,633	-5.3	5.0	8.0	0.5	90.0	"Green house mode"	8.5
uS		172,392	508,825	-2.6	5.0	8.0	0.5	90.0	"Green house mode"	8.5
UT		175,616	505,703	-3.9	5.0	8.0	0.5	90.0	"Green house mode"	8.5
uT		172,379	508,747	-3.2	5.0	8.0	0.5	90.0	"Green house mode"	8.5
uU		172,032	508,874	-3.9	5.0	8.0	0.5	90.0	"Green house mode"	8.5
UU		175,641	505,690	-4.6	5.0	8.0	0.5	90.0	"Green house mode"	8.5
uV		171,891	508,849	-2.7	5.0	8.0	0.5	90.0	"Green house mode"	8.5
UV		175,620	505,712	-4.2	5.0	8.0	0.5	90.0	"Green house mode"	8.5
UW		175,618	505,708	-4.1	5.0	8.0	0.5	90.0	"Green house mode"	8.5
uW		172,026	508,870	-4.0	5.0	8.0	0.5	90.0	"Green house mode"	8.5
UX		175,643	505,696	-4.7	5.0	8.0	0.5	90.0	"Green house mode"	8.5
uX		171,886	508,846	-2.5	5.0	8.0	0.5	90.0	"Green house mode"	8.5
UY		175,625	505,722	-4.6	5.0	8.0	0.5	90.0	"Green house mode"	8.5
uY		172,022	508,866	-4.0	5.0	8.0	0.5	90.0	"Green house mode"	8.5
uZ		171,880	508,843	-2.2	5.0	8.0	0.5	90.0	"Green house mode"	8.5
UZ		175,623	505,719	-4.5	5.0	8.0	0.5	90.0	"Green house mode"	8.5
V		175,013	506,101	-6.9	5.0	8.0	0.5	90.0	"Green house mode"	8.5
vA		172,016	508,863	-4.0	5.0	8.0	0.5	90.0	"Green house mode"	8.5
VA		175,650	505,711	-4.9	5.0	8.0	0.5	90.0	"Green house mode"	8.5
VB		175,648	505,706	-4.8	5.0	8.0	0.5	90.0	"Green house mode"	8.5
vB		172,407	508,794	-3.0	5.0	8.0	0.5	90.0	"Green house mode"	8.5

To be continued on next page...

SHADOW - Main Result

Calculation: Slagschaduw_WindplanBlauw_Cumulatie

...continued from previous page

No.	Name	X (east)	Y (north)	Z	Width	Height	Elevation a.g.l.	Slope of window [°]	Direction mode	Eye height (ZVI) a.g.l. [m]
vC		172,408	508,789	-3.0	5.0	8.0	0.5	90.0	"Green house mode"	8.5
VC		175,629	505,729	-4.8	5.0	8.0	0.5	90.0	"Green house mode"	8.5
vD		172,409	508,782	-3.0	5.0	8.0	0.5	90.0	"Green house mode"	8.5
VD		175,626	505,725	-4.7	5.0	8.0	0.5	90.0	"Green house mode"	8.5
vE		172,423	508,773	-3.0	5.0	8.0	0.5	90.0	"Green house mode"	8.5
VE		175,652	505,716	-4.9	5.0	8.0	0.5	90.0	"Green house mode"	8.5
vF		172,428	508,769	-3.0	5.0	8.0	0.5	90.0	"Green house mode"	8.5
VF		175,651	505,711	-4.9	5.0	8.0	0.5	90.0	"Green house mode"	8.5
VG		175,634	505,740	-5.0	5.0	8.0	0.5	90.0	"Green house mode"	8.5
vG		172,435	508,770	-3.0	5.0	8.0	0.5	90.0	"Green house mode"	8.5
vH		172,440	508,767	-3.0	5.0	8.0	0.5	90.0	"Green house mode"	8.5
VH		175,631	505,734	-4.9	5.0	8.0	0.5	90.0	"Green house mode"	8.5
VI		175,658	505,728	-5.0	5.0	8.0	0.5	90.0	"Green house mode"	8.5
vi		172,445	508,763	-3.0	5.0	8.0	0.5	90.0	"Green house mode"	8.5
vJ		172,450	508,760	-3.0	5.0	8.0	0.5	90.0	"Green house mode"	8.5
VJ		175,656	505,721	-5.0	5.0	8.0	0.5	90.0	"Green house mode"	8.5
VK		175,639	505,746	-5.0	5.0	8.0	0.5	90.0	"Green house mode"	8.5
vK		172,081	509,176	-1.0	5.0	8.0	0.5	90.0	"Green house mode"	8.5
VL		175,632	505,739	-5.0	5.0	8.0	0.5	90.0	"Green house mode"	8.5
vL		172,086	509,181	-1.0	5.0	8.0	0.5	90.0	"Green house mode"	8.5
VM		175,661	505,735	-5.0	5.0	8.0	0.5	90.0	"Green house mode"	8.5
vM		172,091	509,188	-1.1	5.0	8.0	0.5	90.0	"Green house mode"	8.5
vN		172,095	509,194	-1.3	5.0	8.0	0.5	90.0	"Green house mode"	8.5
VN		175,658	505,726	-5.0	5.0	8.0	0.5	90.0	"Green house mode"	8.5
vO		172,100	509,201	-1.5	5.0	8.0	0.5	90.0	"Green house mode"	8.5
VO		175,644	505,758	-5.0	5.0	8.0	0.5	90.0	"Green house mode"	8.5
VP		175,638	505,750	-5.0	5.0	8.0	0.5	90.0	"Green house mode"	8.5
vP		172,322	509,603	-1.4	5.0	8.0	0.5	90.0	"Green house mode"	8.5
VQ		175,668	505,746	-5.0	5.0	8.0	0.5	90.0	"Green house mode"	8.5
vQ		172,289	509,556	-2.0	5.0	8.0	0.5	90.0	"Green house mode"	8.5
vR		172,320	509,609	-1.2	5.0	8.0	0.5	90.0	"Green house mode"	8.5
VR		175,663	505,735	-5.0	5.0	8.0	0.5	90.0	"Green house mode"	8.5
VS		175,647	505,765	-5.0	5.0	8.0	0.5	90.0	"Green house mode"	8.5
vS		172,300	509,566	-1.8	5.0	8.0	0.5	90.0	"Green house mode"	8.5
vT		172,316	509,622	-0.8	5.0	8.0	0.5	90.0	"Green house mode"	8.5
VT		175,640	505,754	-5.0	5.0	8.0	0.5	90.0	"Green house mode"	8.5
vU		172,305	509,570	-1.8	5.0	8.0	0.5	90.0	"Green house mode"	8.5
VU		175,671	505,753	-5.0	5.0	8.0	0.5	90.0	"Green house mode"	8.5
vV		172,315	509,627	-0.7	5.0	8.0	0.5	90.0	"Green house mode"	8.5
VV		175,666	505,740	-5.0	5.0	8.0	0.5	90.0	"Green house mode"	8.5
VW		175,652	505,776	-5.3	5.0	8.0	0.5	90.0	"Green house mode"	8.5
vW		172,317	509,577	-1.9	5.0	8.0	0.5	90.0	"Green house mode"	8.5
vX		172,314	509,641	-0.7	5.0	8.0	0.5	90.0	"Green house mode"	8.5
VX		175,645	505,765	-5.0	5.0	8.0	0.5	90.0	"Green house mode"	8.5
VY		175,677	505,765	-5.0	5.0	8.0	0.5	90.0	"Green house mode"	8.5
vY		172,322	509,580	-1.9	5.0	8.0	0.5	90.0	"Green house mode"	8.5
vZ		172,312	509,646	-0.7	5.0	8.0	0.5	90.0	"Green house mode"	8.5
VZ		175,671	505,751	-5.0	5.0	8.0	0.5	90.0	"Green house mode"	8.5
W		175,011	506,096	-6.7	5.0	8.0	0.5	90.0	"Green house mode"	8.5
WA		175,655	505,782	-5.5	5.0	8.0	0.5	90.0	"Green house mode"	8.5
wA		172,333	509,588	-2.0	5.0	8.0	0.5	90.0	"Green house mode"	8.5
WB		175,649	505,770	-5.1	5.0	8.0	0.5	90.0	"Green house mode"	8.5
wB		172,304	509,656	-0.4	5.0	8.0	0.5	90.0	"Green house mode"	8.5
wC		172,302	509,662	-0.4	5.0	8.0	0.5	90.0	"Green house mode"	8.5
WC		175,679	505,771	-5.1	5.0	8.0	0.5	90.0	"Green house mode"	8.5
wD		172,345	509,611	-1.2	5.0	8.0	0.5	90.0	"Green house mode"	8.5
WD		175,673	505,755	-5.0	5.0	8.0	0.5	90.0	"Green house mode"	8.5
WE		175,653	505,779	-5.4	5.0	8.0	0.5	90.0	"Green house mode"	8.5
wE		172,300	509,669	-0.3	5.0	8.0	0.5	90.0	"Green house mode"	8.5
wF		172,343	509,616	-1.1	5.0	8.0	0.5	90.0	"Green house mode"	8.5
WF		175,678	505,766	-5.0	5.0	8.0	0.5	90.0	"Green house mode"	8.5
WG		175,656	505,785	-5.6	5.0	8.0	0.5	90.0	"Green house mode"	8.5
wG		172,298	509,674	-0.3	5.0	8.0	0.5	90.0	"Green house mode"	8.5
WH		175,681	505,770	-5.1	5.0	8.0	0.5	90.0	"Green house mode"	8.5
wH		172,339	509,628	-1.0	5.0	8.0	0.5	90.0	"Green house mode"	8.5

To be continued on next page...

SHADOW - Main Result

Calculation: Slagschaduw_WindplanBlauw_Cumulatie

...continued from previous page

No.	Name	X (east)	Y (north)	Z	Width	Height	Elevation a.g.l.	Slope of window [°]	Direction mode	Eye height (ZVI) a.g.l. [m]
WI		175,273	505,751	-5.4	5.0	8.0	0.5	90.0	"Green house mode"	8.5
wI		172,299	509,682	-0.4	5.0	8.0	0.5	90.0	"Green house mode"	8.5
wJ		172,337	509,634	-1.0	5.0	8.0	0.5	90.0	"Green house mode"	8.5
WJ		175,278	505,760	-5.2	5.0	8.0	0.5	90.0	"Green house mode"	8.5
WK		175,281	505,766	-5.1	5.0	8.0	0.5	90.0	"Green house mode"	8.5
wK		172,345	509,649	-1.0	5.0	8.0	0.5	90.0	"Green house mode"	8.5
wL		172,343	509,657	-1.0	5.0	8.0	0.5	90.0	"Green house mode"	8.5
WL		175,286	505,776	-5.1	5.0	8.0	0.5	90.0	"Green house mode"	8.5
WM		175,289	505,781	-5.1	5.0	8.0	0.5	90.0	"Green house mode"	8.5
wM		172,339	509,669	-1.0	5.0	8.0	0.5	90.0	"Green house mode"	8.5
WN		175,294	505,791	-5.1	5.0	8.0	0.5	90.0	"Green house mode"	8.5
wN		172,337	509,676	-1.0	5.0	8.0	0.5	90.0	"Green house mode"	8.5
wO		172,321	509,684	-1.0	5.0	8.0	0.5	90.0	"Green house mode"	8.5
WO		175,297	505,796	-5.0	5.0	8.0	0.5	90.0	"Green house mode"	8.5
WP		175,274	505,806	-5.0	5.0	8.0	0.5	90.0	"Green house mode"	8.5
wP		172,319	509,690	-1.2	5.0	8.0	0.5	90.0	"Green house mode"	8.5
WQ		175,253	505,814	-5.0	5.0	8.0	0.5	90.0	"Green house mode"	8.5
wQ		172,315	509,702	-1.6	5.0	8.0	0.5	90.0	"Green house mode"	8.5
wR		172,314	509,708	-1.9	5.0	8.0	0.5	90.0	"Green house mode"	8.5
WR		175,235	505,822	-5.2	5.0	8.0	0.5	90.0	"Green house mode"	8.5
wS		172,105	509,207	-1.7	5.0	8.0	0.5	90.0	"Green house mode"	8.5
WS		175,142	505,665	-4.9	5.0	8.0	0.5	90.0	"Green house mode"	8.5
WT		175,669	505,646	-5.0	5.0	8.0	0.5	90.0	"Green house mode"	8.5
wT		172,110	509,213	-1.9	5.0	8.0	0.5	90.0	"Green house mode"	8.5
WU		175,514	505,695	-5.8	5.0	8.0	0.5	90.0	"Green house mode"	8.5
wU		172,141	509,234	-2.1	5.0	8.0	0.5	90.0	"Green house mode"	8.5
wV		172,146	509,240	-2.2	5.0	8.0	0.5	90.0	"Green house mode"	8.5
WV		175,664	505,649	-5.0	5.0	8.0	0.5	90.0	"Green house mode"	8.5
wW		172,151	509,246	-2.3	5.0	8.0	0.5	90.0	"Green house mode"	8.5
WW		175,658	505,652	-5.0	5.0	8.0	0.5	90.0	"Green house mode"	8.5
WX		175,457	505,724	-5.0	5.0	8.0	0.5	90.0	"Green house mode"	8.5
wX		172,116	509,110	-3.3	5.0	8.0	0.5	90.0	"Green house mode"	8.5
WY		175,422	505,738	-5.2	5.0	8.0	0.5	90.0	"Green house mode"	8.5
wY		172,155	509,253	-2.4	5.0	8.0	0.5	90.0	"Green house mode"	8.5
wZ		172,160	509,259	-2.4	5.0	8.0	0.5	90.0	"Green house mode"	8.5
WZ		175,648	505,657	-5.0	5.0	8.0	0.5	90.0	"Green house mode"	8.5
X		175,007	506,091	-6.4	5.0	8.0	0.5	90.0	"Green house mode"	8.5
xA		172,131	509,113	-3.1	5.0	8.0	0.5	90.0	"Green house mode"	8.5
XA		175,399	505,751	-5.4	5.0	8.0	0.5	90.0	"Green house mode"	8.5
XB		175,643	505,659	-5.0	5.0	8.0	0.5	90.0	"Green house mode"	8.5
xB		172,165	509,265	-2.3	5.0	8.0	0.5	90.0	"Green house mode"	8.5
xC		172,138	509,114	-3.0	5.0	8.0	0.5	90.0	"Green house mode"	8.5
XC		175,638	505,662	-4.9	5.0	8.0	0.5	90.0	"Green house mode"	8.5
XD		175,633	505,665	-4.8	5.0	8.0	0.5	90.0	"Green house mode"	8.5
xD		172,198	509,288	-2.0	5.0	8.0	0.5	90.0	"Green house mode"	8.5
xE		172,145	509,116	-3.0	5.0	8.0	0.5	90.0	"Green house mode"	8.5
XE		175,627	505,668	-4.6	5.0	8.0	0.5	90.0	"Green house mode"	8.5
XF		175,607	505,678	-4.0	5.0	8.0	0.5	90.0	"Green house mode"	8.5
xF		172,152	509,117	-3.0	5.0	8.0	0.5	90.0	"Green house mode"	8.5
XG		175,601	505,680	-3.9	5.0	8.0	0.5	90.0	"Green house mode"	8.5
xG		172,212	509,307	-2.0	5.0	8.0	0.5	90.0	"Green house mode"	8.5
XH		175,596	505,683	-3.8	5.0	8.0	0.5	90.0	"Green house mode"	8.5
xH		172,178	509,161	-3.1	5.0	8.0	0.5	90.0	"Green house mode"	8.5
XI		172,185	509,163	-3.2	5.0	8.0	0.5	90.0	"Green house mode"	8.5
XI		175,591	505,685	-3.8	5.0	8.0	0.5	90.0	"Green house mode"	8.5
XJ		175,581	505,691	-3.5	5.0	8.0	0.5	90.0	"Green house mode"	8.5
xJ		172,222	509,319	-2.5	5.0	8.0	0.5	90.0	"Green house mode"	8.5
xK		172,193	509,164	-3.5	5.0	8.0	0.5	90.0	"Green house mode"	8.5
XK		175,575	505,694	-3.6	5.0	8.0	0.5	90.0	"Green house mode"	8.5
xL		172,200	509,166	-3.6	5.0	8.0	0.5	90.0	"Green house mode"	8.5
XL		175,565	505,700	-3.9	5.0	8.0	0.5	90.0	"Green house mode"	8.5
xM		172,207	509,167	-3.8	5.0	8.0	0.5	90.0	"Green house mode"	8.5
XM		175,545	505,709	-4.8	5.0	8.0	0.5	90.0	"Green house mode"	8.5
xN		172,214	509,168	-4.0	5.0	8.0	0.5	90.0	"Green house mode"	8.5
XN		175,540	505,712	-4.9	5.0	8.0	0.5	90.0	"Green house mode"	8.5

To be continued on next page...

SHADOW - Main Result

Calculation: Slagschaduw_WindplanBlauw_Cumulatie

...continued from previous page

No.	Name	X (east)	Y (north)	Z	Width	Height	Elevation a.g.l.	Slope of window [°]	Direction mode	Eye height (ZVI) a.g.l. [m]
xO		172,240	509,213	-3.4	5.0	8.0	0.5	90.0	"Green house mode"	8.5
XO		175,534	505,715	-4.9	5.0	8.0	0.5	90.0	"Green house mode"	8.5
xP		172,247	509,214	-3.2	5.0	8.0	0.5	90.0	"Green house mode"	8.5
XP		175,524	505,720	-5.0	5.0	8.0	0.5	90.0	"Green house mode"	8.5
xQ		172,255	509,216	-2.8	5.0	8.0	0.5	90.0	"Green house mode"	8.5
XQ		175,519	505,723	-5.1	5.0	8.0	0.5	90.0	"Green house mode"	8.5
XR		175,513	505,726	-5.1	5.0	8.0	0.5	90.0	"Green house mode"	8.5
xR		172,262	509,217	-2.4	5.0	8.0	0.5	90.0	"Green house mode"	8.5
XS		175,508	505,730	-5.1	5.0	8.0	0.5	90.0	"Green house mode"	8.5
xS		172,269	509,217	-2.1	5.0	8.0	0.5	90.0	"Green house mode"	8.5
XT		175,502	505,732	-5.1	5.0	8.0	0.5	90.0	"Green house mode"	8.5
xT		172,277	509,220	-1.7	5.0	8.0	0.5	90.0	"Green house mode"	8.5
xU		172,302	509,264	-2.3	5.0	8.0	0.5	90.0	"Green house mode"	8.5
XU		175,483	505,741	-5.0	5.0	8.0	0.5	90.0	"Green house mode"	8.5
xV		172,311	509,266	-2.2	5.0	8.0	0.5	90.0	"Green house mode"	8.5
XV		175,477	505,743	-5.0	5.0	8.0	0.5	90.0	"Green house mode"	8.5
XW		175,467	505,749	-5.0	5.0	8.0	0.5	90.0	"Green house mode"	8.5
xW		172,320	509,269	-2.1	5.0	8.0	0.5	90.0	"Green house mode"	8.5
xX		172,326	509,269	-2.0	5.0	8.0	0.5	90.0	"Green house mode"	8.5
XX		175,462	505,752	-5.0	5.0	8.0	0.5	90.0	"Green house mode"	8.5
XY		175,456	505,755	-5.0	5.0	8.0	0.5	90.0	"Green house mode"	8.5
xY		172,337	509,272	-2.2	5.0	8.0	0.5	90.0	"Green house mode"	8.5
XZ		175,450	505,758	-5.0	5.0	8.0	0.5	90.0	"Green house mode"	8.5
xZ		172,346	509,274	-2.4	5.0	8.0	0.5	90.0	"Green house mode"	8.5
Y		175,004	506,086	-6.3	5.0	8.0	0.5	90.0	"Green house mode"	8.5
YA		175,445	505,761	-5.0	5.0	8.0	0.5	90.0	"Green house mode"	8.5
yA		172,643	508,867	-3.8	5.0	8.0	0.5	90.0	"Green house mode"	8.5
yB		172,648	508,864	-3.8	5.0	8.0	0.5	90.0	"Green house mode"	8.5
YB		175,440	505,763	-5.0	5.0	8.0	0.5	90.0	"Green house mode"	8.5
YC		175,420	505,773	-5.0	5.0	8.0	0.5	90.0	"Green house mode"	8.5
yC		172,653	508,860	-3.8	5.0	8.0	0.5	90.0	"Green house mode"	8.5
yD		172,658	508,856	-3.8	5.0	8.0	0.5	90.0	"Green house mode"	8.5
YD		175,414	505,775	-5.0	5.0	8.0	0.5	90.0	"Green house mode"	8.5
yE		172,671	508,846	-3.9	5.0	8.0	0.5	90.0	"Green house mode"	8.5
YE		175,409	505,778	-5.0	5.0	8.0	0.5	90.0	"Green house mode"	8.5
yF		175,404	505,781	-5.0	5.0	8.0	0.5	90.0	"Green house mode"	8.5
yF		172,676	508,842	-3.8	5.0	8.0	0.5	90.0	"Green house mode"	8.5
YG		175,399	505,784	-5.0	5.0	8.0	0.5	90.0	"Green house mode"	8.5
yG		172,681	508,837	-3.7	5.0	8.0	0.5	90.0	"Green house mode"	8.5
YH		175,394	505,786	-5.0	5.0	8.0	0.5	90.0	"Green house mode"	8.5
yH		172,689	508,828	-3.8	5.0	8.0	0.5	90.0	"Green house mode"	8.5
yl		172,698	508,825	-3.8	5.0	8.0	0.5	90.0	"Green house mode"	8.5
YI		175,388	505,789	-5.0	5.0	8.0	0.5	90.0	"Green house mode"	8.5
YJ		175,384	505,791	-5.0	5.0	8.0	0.5	90.0	"Green house mode"	8.5
yJ		172,704	508,820	-3.9	5.0	8.0	0.5	90.0	"Green house mode"	8.5
YK		175,379	505,794	-5.0	5.0	8.0	0.5	90.0	"Green house mode"	8.5
yK		172,709	508,815	-3.9	5.0	8.0	0.5	90.0	"Green house mode"	8.5
YL		175,525	505,637	-5.5	5.0	8.0	0.5	90.0	"Green house mode"	8.5
yL		172,555	508,729	-3.0	5.0	8.0	0.5	90.0	"Green house mode"	8.5
YM		175,519	505,640	-5.6	5.0	8.0	0.5	90.0	"Green house mode"	8.5
yM		172,552	508,724	-2.9	5.0	8.0	0.5	90.0	"Green house mode"	8.5
YN		174,804	511,303	-5.2	5.0	8.0	0.5	90.0	"Green house mode"	8.5
yN		172,548	508,719	-2.9	5.0	8.0	0.5	90.0	"Green house mode"	8.5
yO		172,545	508,714	-2.8	5.0	8.0	0.5	90.0	"Green house mode"	8.5
YO		174,705	511,262	-3.4	5.0	8.0	0.5	90.0	"Green house mode"	8.5
yP		172,542	508,709	-2.8	5.0	8.0	0.5	90.0	"Green house mode"	8.5
YP		174,577	510,948	-5.3	5.0	8.0	0.5	90.0	"Green house mode"	8.5
yQ		172,538	508,704	-2.8	5.0	8.0	0.5	90.0	"Green house mode"	8.5
YQ		174,323	510,546	-4.1	5.0	8.0	0.5	90.0	"Green house mode"	8.5
YR		174,260	510,559	-4.5	5.0	8.0	0.5	90.0	"Green house mode"	8.5
yR		172,533	508,689	-3.0	5.0	8.0	0.5	90.0	"Green house mode"	8.5
YS		174,095	510,182	-3.1	5.0	8.0	0.5	90.0	"Green house mode"	8.5
yS		172,538	508,686	-3.0	5.0	8.0	0.5	90.0	"Green house mode"	8.5
yT		172,543	508,682	-3.0	5.0	8.0	0.5	90.0	"Green house mode"	8.5
YT		174,043	510,212	-2.3	5.0	8.0	0.5	90.0	"Green house mode"	8.5

To be continued on next page...

SHADOW - Main Result

Calculation: Slagschaduw_WindplanBlauw_Cumulatie

...continued from previous page

No.	Name	X (east)	Y (north)	Z	Width	Height	Elevation a.g.l.	Slope of window [°]	Direction mode	Eye height (ZVI) a.g.l. [m]
	YU	174,052	510,116	-3.2	5.0	8.0	0.5	90.0	"Green house mode"	8.5
	yU	172,548	508,679	-3.0	5.0	8.0	0.5	90.0	"Green house mode"	8.5
	yV	172,553	508,676	-3.0	5.0	8.0	0.5	90.0	"Green house mode"	8.5
	YV	174,015	510,165	-3.5	5.0	8.0	0.5	90.0	"Green house mode"	8.5
	yW	172,558	508,672	-3.0	5.0	8.0	0.5	90.0	"Green house mode"	8.5
	YW	173,674	509,630	-4.2	5.0	8.0	0.5	90.0	"Green house mode"	8.5
	yX	172,563	508,669	-3.1	5.0	8.0	0.5	90.0	"Green house mode"	8.5
	YX	173,432	509,123	-4.3	5.0	8.0	0.5	90.0	"Green house mode"	8.5
	YY	173,367	509,025	-4.1	5.0	8.0	0.5	90.0	"Green house mode"	8.5
	yY	172,568	508,665	-3.0	5.0	8.0	0.5	90.0	"Green house mode"	8.5
	yZ	172,534	509,225	-2.6	5.0	8.0	0.5	90.0	"Green house mode"	8.5
	YZ	175,557	505,505	-5.5	5.0	8.0	0.5	90.0	"Green house mode"	8.5
	Z	175,001	506,081	-6.1	5.0	8.0	0.5	90.0	"Green house mode"	8.5
	ZA	175,545	505,503	-5.6	5.0	8.0	0.5	90.0	"Green house mode"	8.5
	zA	172,563	509,221	-1.8	5.0	8.0	0.5	90.0	"Green house mode"	8.5
	zB	172,534	509,217	-2.5	5.0	8.0	0.5	90.0	"Green house mode"	8.5
	ZB	175,534	505,502	-5.6	5.0	8.0	0.5	90.0	"Green house mode"	8.5
	zC	172,562	509,213	-1.7	5.0	8.0	0.5	90.0	"Green house mode"	8.5
	ZC	175,522	505,500	-5.6	5.0	8.0	0.5	90.0	"Green house mode"	8.5
	ZD	175,514	505,501	-5.6	5.0	8.0	0.5	90.0	"Green house mode"	8.5
	zD	172,533	509,208	-2.4	5.0	8.0	0.5	90.0	"Green house mode"	8.5
	zE	172,563	509,206	-1.7	5.0	8.0	0.5	90.0	"Green house mode"	8.5
	ZE	175,502	505,498	-5.6	5.0	8.0	0.5	90.0	"Green house mode"	8.5
	ZF	175,488	505,498	-5.4	5.0	8.0	0.5	90.0	"Green house mode"	8.5
	zF	172,532	509,200	-2.2	5.0	8.0	0.5	90.0	"Green house mode"	8.5
	ZG	175,476	505,497	-5.2	5.0	8.0	0.5	90.0	"Green house mode"	8.5
	zG	172,562	509,197	-1.8	5.0	8.0	0.5	90.0	"Green house mode"	8.5
	zH	172,532	509,191	-2.1	5.0	8.0	0.5	90.0	"Green house mode"	8.5
	ZH	175,465	505,496	-5.1	5.0	8.0	0.5	90.0	"Green house mode"	8.5
	zI	172,561	509,189	-1.8	5.0	8.0	0.5	90.0	"Green house mode"	8.5
	ZI	175,455	505,493	-5.3	5.0	8.0	0.5	90.0	"Green house mode"	8.5
	zJ	172,530	509,183	-2.1	5.0	8.0	0.5	90.0	"Green house mode"	8.5
	ZJ	175,444	505,493	-5.6	5.0	8.0	0.5	90.0	"Green house mode"	8.5
	zK	172,560	509,179	-1.9	5.0	8.0	0.5	90.0	"Green house mode"	8.5
	ZK	175,339	505,921	-5.0	5.0	8.0	0.5	90.0	"Green house mode"	8.5
	zL	172,530	509,172	-2.3	5.0	8.0	0.5	90.0	"Green house mode"	8.5
	ZL	175,304	505,906	-5.3	5.0	8.0	0.5	90.0	"Green house mode"	8.5
	zM	172,559	509,173	-2.0	5.0	8.0	0.5	90.0	"Green house mode"	8.5
	ZM	175,333	505,923	-5.0	5.0	8.0	0.5	90.0	"Green house mode"	8.5
	zN	172,406	509,183	-3.9	5.0	8.0	0.5	90.0	"Green house mode"	8.5
	ZN	175,283	505,914	-5.9	5.0	8.0	0.5	90.0	"Green house mode"	8.5
	ZO	175,329	505,925	-5.0	5.0	8.0	0.5	90.0	"Green house mode"	8.5
	zO	172,411	509,179	-3.8	5.0	8.0	0.5	90.0	"Green house mode"	8.5
	ZP	175,266	505,921	-6.0	5.0	8.0	0.5	90.0	"Green house mode"	8.5
	zP	172,415	509,175	-3.7	5.0	8.0	0.5	90.0	"Green house mode"	8.5
	ZQ	175,324	505,928	-5.0	5.0	8.0	0.5	90.0	"Green house mode"	8.5
	zQ	172,422	509,173	-3.5	5.0	8.0	0.5	90.0	"Green house mode"	8.5
	ZR	175,218	505,699	-6.0	5.0	8.0	0.5	90.0	"Green house mode"	8.5
	zR	172,426	509,168	-3.4	5.0	8.0	0.5	90.0	"Green house mode"	8.5
	zS	172,431	509,164	-3.2	5.0	8.0	0.5	90.0	"Green house mode"	8.5
	ZS	175,597	505,844	-5.7	5.0	8.0	0.5	90.0	"Green house mode"	8.5
	ZT	175,457	505,658	-5.5	5.0	8.0	0.5	90.0	"Green house mode"	8.5
	zT	172,435	509,160	-3.1	5.0	8.0	0.5	90.0	"Green house mode"	8.5
	zU	172,436	509,153	-3.1	5.0	8.0	0.5	90.0	"Green house mode"	8.5
	ZU	175,526	505,837	-6.0	5.0	8.0	0.5	90.0	"Green house mode"	8.5
	zV	172,469	509,127	-3.0	5.0	8.0	0.5	90.0	"Green house mode"	8.5
	ZV	175,205	505,583	-6.0	5.0	8.0	0.5	90.0	"Green house mode"	8.5
	zW	172,481	509,116	-3.0	5.0	8.0	0.5	90.0	"Green house mode"	8.5
	ZW	175,183	505,581	-6.0	5.0	8.0	0.5	90.0	"Green house mode"	8.5
	ZX	175,356	505,912	-5.0	5.0	8.0	0.5	90.0	"Green house mode"	8.5
	zX	172,493	509,100	-2.7	5.0	8.0	0.5	90.0	"Green house mode"	8.5
	zY	172,512	509,089	-2.1	5.0	8.0	0.5	90.0	"Green house mode"	8.5
	ZY	175,401	505,695	-5.8	5.0	8.0	0.5	90.0	"Green house mode"	8.5
	ZZ	175,002	505,606	-6.0	5.0	8.0	0.5	90.0	"Green house mode"	8.5
	zZ	172,635	508,924	-4.0	5.0	8.0	0.5	90.0	"Green house mode"	8.5

To be continued on next page...

SHADOW - Main Result

Calculation: Slagschaduw_WindplanBlauw_Cumulatie

...continued from previous page

No.	Name	X (east)	Y (north)	Z	Width	Height	Elevation a.g.l.	Slope of window [°]	Direction mode	Eye height (ZVI) a.g.l. [m]
[A		175,574	505,775	-5.2	5.0	8.0	0.5	90.0	"Green house mode"	8.5
[B		176,343	506,195	-5.0	5.0	8.0	0.5	90.0	"Green house mode"	8.5
[C		175,706	509,083	-3.3	5.0	8.0	0.5	90.0	"Green house mode"	8.5
[D		172,966	506,218	-4.1	5.0	8.0	0.5	90.0	"Green house mode"	8.5
[E		175,137	505,656	-4.9	5.0	8.0	0.5	90.0	"Green house mode"	8.5
[F		175,187	505,643	-4.6	5.0	8.0	0.5	90.0	"Green house mode"	8.5
[G		175,570	505,697	-3.8	5.0	8.0	0.5	90.0	"Green house mode"	8.5
[H		173,753	509,639	-4.5	5.0	8.0	0.5	90.0	"Green house mode"	8.5
[I		175,255	505,763	-5.0	5.0	8.0	0.5	90.0	"Green house mode"	8.5
[J		176,017	505,873	-2.7	5.0	8.0	0.5	90.0	"Green house mode"	8.5
[K		175,667	505,804	-5.9	5.0	8.0	0.5	90.0	"Green house mode"	8.5
[L		175,445	505,926	-5.0	5.0	8.0	0.5	90.0	"Green house mode"	8.5
[M		175,473	505,884	-5.2	5.0	8.0	0.5	90.0	"Green house mode"	8.5
[N		175,189	505,581	-6.0	5.0	8.0	0.5	90.0	"Green house mode"	8.5
[O		175,322	505,843	-5.0	5.0	8.0	0.5	90.0	"Green house mode"	8.5
[P		175,358	505,663	-5.6	5.0	8.0	0.5	90.0	"Green house mode"	8.5
[Q		175,244	505,628	-5.0	5.0	8.0	0.5	90.0	"Green house mode"	8.5
[R		175,241	505,624	-5.0	5.0	8.0	0.5	90.0	"Green house mode"	8.5
[S		175,239	505,618	-5.1	5.0	8.0	0.5	90.0	"Green house mode"	8.5
[T		175,237	505,614	-5.1	5.0	8.0	0.5	90.0	"Green house mode"	8.5
[U		175,234	505,609	-5.2	5.0	8.0	0.5	90.0	"Green house mode"	8.5
[V		175,231	505,604	-5.3	5.0	8.0	0.5	90.0	"Green house mode"	8.5
[W		175,229	505,599	-5.3	5.0	8.0	0.5	90.0	"Green house mode"	8.5
[X		175,226	505,594	-5.4	5.0	8.0	0.5	90.0	"Green house mode"	8.5
[Y		175,222	505,589	-5.5	5.0	8.0	0.5	90.0	"Green house mode"	8.5
[Z		175,217	505,585	-5.7	5.0	8.0	0.5	90.0	"Green house mode"	8.5
\A		175,210	505,582	-5.8	5.0	8.0	0.5	90.0	"Green house mode"	8.5
\B		175,199	505,582	-6.0	5.0	8.0	0.5	90.0	"Green house mode"	8.5
\C		175,194	505,582	-6.0	5.0	8.0	0.5	90.0	"Green house mode"	8.5
\D		175,178	505,581	-6.0	5.0	8.0	0.5	90.0	"Green house mode"	8.5
\E		175,173	505,579	-6.0	5.0	8.0	0.5	90.0	"Green house mode"	8.5
\F		175,168	505,579	-6.0	5.0	8.0	0.5	90.0	"Green house mode"	8.5
\G		175,162	505,579	-5.9	5.0	8.0	0.5	90.0	"Green house mode"	8.5
\H		175,156	505,578	-5.7	5.0	8.0	0.5	90.0	"Green house mode"	8.5
\I		175,151	505,577	-5.6	5.0	8.0	0.5	90.0	"Green house mode"	8.5
\J		175,146	505,577	-5.5	5.0	8.0	0.5	90.0	"Green house mode"	8.5
\K		175,140	505,576	-5.3	5.0	8.0	0.5	90.0	"Green house mode"	8.5
\L		175,001	507,955	-4.3	5.0	8.0	0.5	90.0	"Green house mode"	8.5
\M		175,653	505,654	-5.0	5.0	8.0	0.5	90.0	"Green house mode"	8.5
\N		175,319	505,929	-5.0	5.0	8.0	0.5	90.0	"Green house mode"	8.5
\O		175,277	505,949	-6.0	5.0	8.0	0.5	90.0	"Green house mode"	8.5
\P		175,278	505,953	-6.0	5.0	8.0	0.5	90.0	"Green house mode"	8.5
\Q		175,281	505,958	-5.9	5.0	8.0	0.5	90.0	"Green house mode"	8.5
\R		175,283	505,963	-5.9	5.0	8.0	0.5	90.0	"Green house mode"	8.5
\S		175,287	505,967	-5.9	5.0	8.0	0.5	90.0	"Green house mode"	8.5
\T		175,289	505,971	-5.9	5.0	8.0	0.5	90.0	"Green house mode"	8.5
\U		175,291	505,975	-5.9	5.0	8.0	0.5	90.0	"Green house mode"	8.5
\V		175,292	505,981	-6.0	5.0	8.0	0.5	90.0	"Green house mode"	8.5
\W		175,294	505,985	-6.0	5.0	8.0	0.5	90.0	"Green house mode"	8.5
\X		175,297	505,990	-6.0	5.0	8.0	0.5	90.0	"Green house mode"	8.5
\Y		175,299	505,994	-6.0	5.0	8.0	0.5	90.0	"Green house mode"	8.5
\Z		175,301	505,999	-6.0	5.0	8.0	0.5	90.0	"Green house mode"	8.5
]A		175,249	505,963	-5.7	5.0	8.0	0.5	90.0	"Green house mode"	8.5
]B		175,250	505,968	-5.6	5.0	8.0	0.5	90.0	"Green house mode"	8.5
]C		175,252	505,972	-5.5	5.0	8.0	0.5	90.0	"Green house mode"	8.5
]D		175,254	505,977	-5.5	5.0	8.0	0.5	90.0	"Green house mode"	8.5
]E		175,256	505,982	-5.4	5.0	8.0	0.5	90.0	"Green house mode"	8.5
]F		175,258	505,987	-5.6	5.0	8.0	0.5	90.0	"Green house mode"	8.5
]G		175,260	505,991	-5.7	5.0	8.0	0.5	90.0	"Green house mode"	8.5
]H		175,263	505,995	-5.8	5.0	8.0	0.5	90.0	"Green house mode"	8.5
]I		175,265	506,001	-5.9	5.0	8.0	0.5	90.0	"Green house mode"	8.5
]J		175,268	506,005	-5.9	5.0	8.0	0.5	90.0	"Green house mode"	8.5
]K		175,270	506,009	-6.0	5.0	8.0	0.5	90.0	"Green house mode"	8.5
]L		175,272	506,014	-6.0	5.0	8.0	0.5	90.0	"Green house mode"	8.5
]M		175,090	505,840	-5.0	5.0	8.0	0.5	90.0	"Green house mode"	8.5

To be continued on next page...

SHADOW - Main Result

Calculation: Slagschaduw_WindplanBlauw_Cumulatie

...continued from previous page

No.	Name	X (east)	Y (north)	Z	Width	Height	Elevation a.g.l.	Slope of window	Direction mode	Eye height (ZVI) a.g.l.
				[m]	[m]	[m]	[m]	[°]		[m]
	JN	175,092	505,844	-5.0	5.0	8.0	0.5	90.0	"Green house mode"	8.5
	JO	175,094	505,848	-5.0	5.0	8.0	0.5	90.0	"Green house mode"	8.5
	JP	175,096	505,853	-5.0	5.0	8.0	0.5	90.0	"Green house mode"	8.5
	JQ	175,098	505,857	-5.0	5.0	8.0	0.5	90.0	"Green house mode"	8.5
	JR	175,102	505,861	-5.0	5.0	8.0	0.5	90.0	"Green house mode"	8.5
	JS	175,104	505,865	-5.0	5.0	8.0	0.5	90.0	"Green house mode"	8.5
	JT	175,106	505,869	-5.0	5.0	8.0	0.5	90.0	"Green house mode"	8.5
	JU	175,107	505,874	-5.0	5.0	8.0	0.5	90.0	"Green house mode"	8.5
	JV	175,109	505,879	-5.0	5.0	8.0	0.5	90.0	"Green house mode"	8.5
	JW	175,111	505,883	-5.0	5.0	8.0	0.5	90.0	"Green house mode"	8.5
	JX	175,113	505,888	-5.0	5.0	8.0	0.5	90.0	"Green house mode"	8.5
	JY	175,114	505,892	-5.1	5.0	8.0	0.5	90.0	"Green house mode"	8.5
	JZ	175,060	505,855	-5.0	5.0	8.0	0.5	90.0	"Green house mode"	8.5
	^A	175,061	505,860	-5.0	5.0	8.0	0.5	90.0	"Green house mode"	8.5
	^B	175,063	505,864	-5.0	5.0	8.0	0.5	90.0	"Green house mode"	8.5
	^C	175,066	505,869	-5.0	5.0	8.0	0.5	90.0	"Green house mode"	8.5
	^D	175,067	505,872	-5.0	5.0	8.0	0.5	90.0	"Green house mode"	8.5
	^E	175,068	505,878	-5.0	5.0	8.0	0.5	90.0	"Green house mode"	8.5
	^F	175,069	505,883	-5.0	5.0	8.0	0.5	90.0	"Green house mode"	8.5
	^G	175,072	505,887	-5.0	5.0	8.0	0.5	90.0	"Green house mode"	8.5
	^H	175,075	505,890	-5.0	5.0	8.0	0.5	90.0	"Green house mode"	8.5
	^I	175,078	505,895	-5.0	5.0	8.0	0.5	90.0	"Green house mode"	8.5
	^J	175,079	505,899	-5.0	5.0	8.0	0.5	90.0	"Green house mode"	8.5
	^K	175,082	505,903	-5.0	5.0	8.0	0.5	90.0	"Green house mode"	8.5
	^L	175,084	505,907	-5.0	5.0	8.0	0.5	90.0	"Green house mode"	8.5
	^M	175,134	505,933	-5.5	5.0	8.0	0.5	90.0	"Green house mode"	8.5
	^N	175,137	505,938	-5.3	5.0	8.0	0.5	90.0	"Green house mode"	8.5
	^O	175,138	505,942	-5.2	5.0	8.0	0.5	90.0	"Green house mode"	8.5
	^P	175,140	505,947	-5.1	5.0	8.0	0.5	90.0	"Green house mode"	8.5
	^Q	175,143	505,951	-5.0	5.0	8.0	0.5	90.0	"Green house mode"	8.5
	^R	175,146	505,955	-5.1	5.0	8.0	0.5	90.0	"Green house mode"	8.5
	^S	175,148	505,959	-5.1	5.0	8.0	0.5	90.0	"Green house mode"	8.5
	^T	175,150	505,963	-5.2	5.0	8.0	0.5	90.0	"Green house mode"	8.5
	^U	175,151	505,968	-5.3	5.0	8.0	0.5	90.0	"Green house mode"	8.5
	^V	175,153	505,973	-5.5	5.0	8.0	0.5	90.0	"Green house mode"	8.5
	^W	175,155	505,977	-5.6	5.0	8.0	0.5	90.0	"Green house mode"	8.5
	^X	175,157	505,981	-5.8	5.0	8.0	0.5	90.0	"Green house mode"	8.5
	^Y	175,160	505,985	-5.9	5.0	8.0	0.5	90.0	"Green house mode"	8.5
	^Z	175,106	505,947	-5.1	5.0	8.0	0.5	90.0	"Green house mode"	8.5
	_A	175,109	505,952	-5.0	5.0	8.0	0.5	90.0	"Green house mode"	8.5
	_B	175,111	505,956	-5.0	5.0	8.0	0.5	90.0	"Green house mode"	8.5
	_C	175,112	505,961	-5.0	5.0	8.0	0.5	90.0	"Green house mode"	8.5
	_D	175,115	505,965	-5.0	5.0	8.0	0.5	90.0	"Green house mode"	8.5
	_E	175,115	505,970	-5.0	5.0	8.0	0.5	90.0	"Green house mode"	8.5
	_F	175,117	505,975	-5.0	5.0	8.0	0.5	90.0	"Green house mode"	8.5
	_G	175,120	505,979	-5.0	5.0	8.0	0.5	90.0	"Green house mode"	8.5
	_H	175,124	505,982	-5.0	5.0	8.0	0.5	90.0	"Green house mode"	8.5
	_I	175,125	505,987	-5.2	5.0	8.0	0.5	90.0	"Green house mode"	8.5
	_J	175,128	505,991	-5.3	5.0	8.0	0.5	90.0	"Green house mode"	8.5
	_K	175,130	505,995	-5.5	5.0	8.0	0.5	90.0	"Green house mode"	8.5
	_L	175,132	506,000	-5.6	5.0	8.0	0.5	90.0	"Green house mode"	8.5
	_M	175,164	505,724	-5.0	5.0	8.0	0.5	90.0	"Green house mode"	8.5
	_N	175,166	505,729	-5.0	5.0	8.0	0.5	90.0	"Green house mode"	8.5
	_O	175,169	505,733	-5.1	5.0	8.0	0.5	90.0	"Green house mode"	8.5
	_P	175,171	505,738	-5.1	5.0	8.0	0.5	90.0	"Green house mode"	8.5
	_Q	175,174	505,742	-5.2	5.0	8.0	0.5	90.0	"Green house mode"	8.5
	_R	175,176	505,746	-5.2	5.0	8.0	0.5	90.0	"Green house mode"	8.5
	_S	175,178	505,751	-5.2	5.0	8.0	0.5	90.0	"Green house mode"	8.5
	_T	175,179	505,756	-5.1	5.0	8.0	0.5	90.0	"Green house mode"	8.5
	_U	175,182	505,761	-5.1	5.0	8.0	0.5	90.0	"Green house mode"	8.5
	_V	175,184	505,765	-5.0	5.0	8.0	0.5	90.0	"Green house mode"	8.5
	_W	175,186	505,770	-5.1	5.0	8.0	0.5	90.0	"Green house mode"	8.5
	_X	175,135	505,739	-5.0	5.0	8.0	0.5	90.0	"Green house mode"	8.5
	_Y	175,137	505,743	-5.0	5.0	8.0	0.5	90.0	"Green house mode"	8.5
	_Z	175,139	505,748	-5.0	5.0	8.0	0.5	90.0	"Green house mode"	8.5

To be continued on next page...

SHADOW - Main Result

Calculation: Slagschaduw_WindplanBlauw_Cumulatie

...continued from previous page

No.	Name	X (east)	Y (north)	Z	Width	Height	Elevation a.g.l.	Slope of window [°]	Direction mode	Eye height (ZVI) a.g.l. [m]
`A		175,141	505,753	-5.0	5.0	8.0	0.5	90.0	"Green house mode"	8.5
`B		175,142	505,759	-5.0	5.0	8.0	0.5	90.0	"Green house mode"	8.5
`C		175,144	505,763	-5.0	5.0	8.0	0.5	90.0	"Green house mode"	8.5
`D		175,146	505,767	-5.0	5.0	8.0	0.5	90.0	"Green house mode"	8.5
`E		175,151	505,770	-5.1	5.0	8.0	0.5	90.0	"Green house mode"	8.5
`F		175,153	505,775	-5.2	5.0	8.0	0.5	90.0	"Green house mode"	8.5
`G		175,155	505,780	-5.3	5.0	8.0	0.5	90.0	"Green house mode"	8.5
`H		175,157	505,784	-5.5	5.0	8.0	0.5	90.0	"Green house mode"	8.5
`I		175,304	505,857	-5.0	5.0	8.0	0.5	90.0	"Green house mode"	8.5
`J		175,295	505,861	-5.0	5.0	8.0	0.5	90.0	"Green house mode"	8.5
`K		174,892	505,586	-6.3	5.0	8.0	0.5	90.0	"Green house mode"	8.5
`L		174,891	505,592	-6.3	5.0	8.0	0.5	90.0	"Green house mode"	8.5
`M		174,890	505,606	-6.3	5.0	8.0	0.5	90.0	"Green house mode"	8.5
`N		174,889	505,611	-6.3	5.0	8.0	0.5	90.0	"Green house mode"	8.5
`O		174,888	505,624	-5.9	5.0	8.0	0.5	90.0	"Green house mode"	8.5
`P		174,887	505,630	-5.8	5.0	8.0	0.5	90.0	"Green house mode"	8.5
`Q		174,885	505,644	-5.5	5.0	8.0	0.5	90.0	"Green house mode"	8.5
`R		174,885	505,649	-5.5	5.0	8.0	0.5	90.0	"Green house mode"	8.5
`S		174,884	505,663	-5.5	5.0	8.0	0.5	90.0	"Green house mode"	8.5
`T		174,883	505,668	-5.5	5.0	8.0	0.5	90.0	"Green house mode"	8.5
`U		174,882	505,682	-5.5	5.0	8.0	0.5	90.0	"Green house mode"	8.5
`V		174,881	505,687	-5.5	5.0	8.0	0.5	90.0	"Green house mode"	8.5
`W		174,880	505,701	-5.4	5.0	8.0	0.5	90.0	"Green house mode"	8.5
`X		174,879	505,707	-5.5	5.0	8.0	0.5	90.0	"Green house mode"	8.5
`Y		174,878	505,720	-5.7	5.0	8.0	0.5	90.0	"Green house mode"	8.5
`Z		174,877	505,726	-5.8	5.0	8.0	0.5	90.0	"Green house mode"	8.5
{A		172,581	508,862	-3.3	5.0	8.0	0.5	90.0	"Green house mode"	8.5
{B		172,632	508,919	-4.0	5.0	8.0	0.5	90.0	"Green house mode"	8.5
{C		172,587	508,858	-3.1	5.0	8.0	0.5	90.0	"Green house mode"	8.5
{D		172,629	508,914	-4.0	5.0	8.0	0.5	90.0	"Green house mode"	8.5
{E		172,592	508,854	-3.0	5.0	8.0	0.5	90.0	"Green house mode"	8.5
{F		172,625	508,909	-3.9	5.0	8.0	0.5	90.0	"Green house mode"	8.5
{G		172,597	508,851	-3.0	5.0	8.0	0.5	90.0	"Green house mode"	8.5
{H		172,622	508,904	-3.8	5.0	8.0	0.5	90.0	"Green house mode"	8.5
{I		172,603	508,847	-3.0	5.0	8.0	0.5	90.0	"Green house mode"	8.5
{J		172,619	508,899	-3.7	5.0	8.0	0.5	90.0	"Green house mode"	8.5
{K		172,633	508,824	-3.1	5.0	8.0	0.5	90.0	"Green house mode"	8.5
{L		172,616	508,895	-3.7	5.0	8.0	0.5	90.0	"Green house mode"	8.5
{M		172,629	508,819	-3.0	5.0	8.0	0.5	90.0	"Green house mode"	8.5
{N		172,612	508,889	-3.5	5.0	8.0	0.5	90.0	"Green house mode"	8.5
{O		172,626	508,814	-3.0	5.0	8.0	0.5	90.0	"Green house mode"	8.5
{P		172,623	508,808	-3.0	5.0	8.0	0.5	90.0	"Green house mode"	8.5
{Q		172,619	508,803	-3.0	5.0	8.0	0.5	90.0	"Green house mode"	8.5
{R		172,616	508,798	-3.0	5.0	8.0	0.5	90.0	"Green house mode"	8.5
{S		172,612	508,793	-3.0	5.0	8.0	0.5	90.0	"Green house mode"	8.5
{T		172,603	508,784	-3.0	5.0	8.0	0.5	90.0	"Green house mode"	8.5
{U		172,600	508,778	-3.2	5.0	8.0	0.5	90.0	"Green house mode"	8.5
{V		172,596	508,773	-3.3	5.0	8.0	0.5	90.0	"Green house mode"	8.5
{W		172,592	508,768	-3.5	5.0	8.0	0.5	90.0	"Green house mode"	8.5
{X		172,623	508,726	-3.9	5.0	8.0	0.5	90.0	"Green house mode"	8.5
{Y		172,629	508,723	-4.0	5.0	8.0	0.5	90.0	"Green house mode"	8.5
{Z		172,634	508,719	-3.9	5.0	8.0	0.5	90.0	"Green house mode"	8.5
A		172,639	508,715	-3.8	5.0	8.0	0.5	90.0	"Green house mode"	8.5
B		172,646	508,711	-3.6	5.0	8.0	0.5	90.0	"Green house mode"	8.5
C		172,658	508,706	-3.2	5.0	8.0	0.5	90.0	"Green house mode"	8.5
D		172,663	508,702	-3.1	5.0	8.0	0.5	90.0	"Green house mode"	8.5
E		172,669	508,698	-3.0	5.0	8.0	0.5	90.0	"Green house mode"	8.5
F		172,674	508,694	-3.0	5.0	8.0	0.5	90.0	"Green house mode"	8.5
G		172,680	508,690	-3.0	5.0	8.0	0.5	90.0	"Green house mode"	8.5
H		172,708	508,679	-3.0	5.0	8.0	0.5	90.0	"Green house mode"	8.5
I		172,713	508,675	-3.1	5.0	8.0	0.5	90.0	"Green house mode"	8.5
J		172,723	508,669	-3.1	5.0	8.0	0.5	90.0	"Green house mode"	8.5
K		172,728	508,665	-3.1	5.0	8.0	0.5	90.0	"Green house mode"	8.5
L		172,595	509,004	-4.8	5.0	8.0	0.5	90.0	"Green house mode"	8.5
M		172,616	508,976	-3.9	5.0	8.0	0.5	90.0	"Green house mode"	8.5

To be continued on next page...

SHADOW - Main Result

Calculation: Slagschaduw_WindplanBlauw_Cumulatie

...continued from previous page

No.	Name	X (east)	Y (north)	Z	Width	Height	Elevation a.g.l.	Slope of window [°]	Direction mode	Eye height (ZVI) a.g.l. [m]
	N	172,603	509,027	-4.4	5.0	8.0	0.5	90.0	"Green house mode"	8.5
	O	172,620	508,980	-3.8	5.0	8.0	0.5	90.0	"Green house mode"	8.5
	P	172,585	509,049	-4.5	5.0	8.0	0.5	90.0	"Green house mode"	8.5
	Q	172,623	508,984	-3.7	5.0	8.0	0.5	90.0	"Green house mode"	8.5
	R	172,582	509,069	-3.8	5.0	8.0	0.5	90.0	"Green house mode"	8.5
	S	172,596	509,079	-3.4	5.0	8.0	0.5	90.0	"Green house mode"	8.5
	T	172,629	508,992	-3.3	5.0	8.0	0.5	90.0	"Green house mode"	8.5
	U	172,611	509,094	-3.0	5.0	8.0	0.5	90.0	"Green house mode"	8.5
	V	172,633	508,997	-3.0	5.0	8.0	0.5	90.0	"Green house mode"	8.5
	W	172,625	509,106	-2.7	5.0	8.0	0.5	90.0	"Green house mode"	8.5
	X	172,635	509,011	-2.9	5.0	8.0	0.5	90.0	"Green house mode"	8.5
	Y	172,653	509,116	-1.6	5.0	8.0	0.5	90.0	"Green house mode"	8.5
	Z	172,657	509,108	-1.8	5.0	8.0	0.5	90.0	"Green house mode"	8.5
	}A	172,634	509,033	-3.0	5.0	8.0	0.5	90.0	"Green house mode"	8.5
	}B	172,670	509,098	-1.7	5.0	8.0	0.5	90.0	"Green house mode"	8.5
	}C	172,629	509,047	-3.0	5.0	8.0	0.5	90.0	"Green house mode"	8.5
	}D	172,676	509,094	-1.5	5.0	8.0	0.5	90.0	"Green house mode"	8.5
	}E	172,624	509,052	-3.2	5.0	8.0	0.5	90.0	"Green house mode"	8.5
	}F	172,614	509,064	-3.4	5.0	8.0	0.5	90.0	"Green house mode"	8.5
	}G	172,694	509,082	-1.2	5.0	8.0	0.5	90.0	"Green house mode"	8.5
	}H	172,642	509,082	-2.8	5.0	8.0	0.5	90.0	"Green house mode"	8.5
	}I	172,698	509,078	-1.3	5.0	8.0	0.5	90.0	"Green house mode"	8.5
	}J	172,648	509,078	-2.8	5.0	8.0	0.5	90.0	"Green house mode"	8.5
	}K	172,702	509,074	-1.4	5.0	8.0	0.5	90.0	"Green house mode"	8.5
	}L	172,706	509,071	-1.4	5.0	8.0	0.5	90.0	"Green house mode"	8.5
	}M	172,655	509,071	-2.8	5.0	8.0	0.5	90.0	"Green house mode"	8.5
	}N	172,709	509,064	-1.7	5.0	8.0	0.5	90.0	"Green house mode"	8.5
	}O	172,658	509,068	-2.9	5.0	8.0	0.5	90.0	"Green house mode"	8.5
	}P	172,713	509,056	-1.8	5.0	8.0	0.5	90.0	"Green house mode"	8.5
	}Q	172,737	508,789	-3.9	5.0	8.0	0.5	90.0	"Green house mode"	8.5
	}R	172,740	508,794	-3.7	5.0	8.0	0.5	90.0	"Green house mode"	8.5
	}S	172,746	508,798	-3.5	5.0	8.0	0.5	90.0	"Green house mode"	8.5
	}T	172,749	508,804	-3.2	5.0	8.0	0.5	90.0	"Green house mode"	8.5
	}U	172,769	508,800	-2.8	5.0	8.0	0.5	90.0	"Green house mode"	8.5
	}V	172,774	508,797	-2.8	5.0	8.0	0.5	90.0	"Green house mode"	8.5
	}W	172,779	508,794	-2.8	5.0	8.0	0.5	90.0	"Green house mode"	8.5
	}X	172,784	508,790	-2.8	5.0	8.0	0.5	90.0	"Green house mode"	8.5
	}Y	172,789	508,787	-2.7	5.0	8.0	0.5	90.0	"Green house mode"	8.5
	}Z	172,784	508,765	-3.6	5.0	8.0	0.5	90.0	"Green house mode"	8.5
	~A	172,781	508,760	-3.8	5.0	8.0	0.5	90.0	"Green house mode"	8.5
	~B	172,777	508,755	-4.0	5.0	8.0	0.5	90.0	"Green house mode"	8.5
	~C	172,773	508,750	-4.0	5.0	8.0	0.5	90.0	"Green house mode"	8.5
	~D	172,769	508,744	-4.0	5.0	8.0	0.5	90.0	"Green house mode"	8.5
	~E	172,766	508,740	-4.0	5.0	8.0	0.5	90.0	"Green house mode"	8.5
	~F	172,742	508,751	-4.0	5.0	8.0	0.5	90.0	"Green house mode"	8.5
	~G	172,736	508,755	-4.0	5.0	8.0	0.5	90.0	"Green house mode"	8.5
	~H	172,731	508,759	-4.0	5.0	8.0	0.5	90.0	"Green house mode"	8.5
	~I	172,726	508,762	-4.0	5.0	8.0	0.5	90.0	"Green house mode"	8.5
	~J	172,721	508,766	-4.0	5.0	8.0	0.5	90.0	"Green house mode"	8.5
	~K	172,716	508,769	-4.0	5.0	8.0	0.5	90.0	"Green house mode"	8.5
	~L	172,699	508,778	-4.0	5.0	8.0	0.5	90.0	"Green house mode"	8.5
	~M	172,694	508,781	-4.0	5.0	8.0	0.5	90.0	"Green house mode"	8.5
	~N	172,688	508,785	-4.0	5.0	8.0	0.5	90.0	"Green house mode"	8.5
	~O	172,683	508,789	-4.0	5.0	8.0	0.5	90.0	"Green house mode"	8.5
	~P	172,678	508,792	-4.0	5.0	8.0	0.5	90.0	"Green house mode"	8.5
	~Q	172,672	508,796	-4.0	5.0	8.0	0.5	90.0	"Green house mode"	8.5
	~R	172,668	508,799	-4.0	5.0	8.0	0.5	90.0	"Green house mode"	8.5
	~S	172,663	508,802	-3.9	5.0	8.0	0.5	90.0	"Green house mode"	8.5
	~T	172,657	508,806	-3.7	5.0	8.0	0.5	90.0	"Green house mode"	8.5
	~U	171,987	509,235	-2.0	5.0	8.0	0.5	90.0	"Green house mode"	8.5
	~V	171,993	509,231	-1.9	5.0	8.0	0.5	90.0	"Green house mode"	8.5
	~W	171,999	509,227	-1.8	5.0	8.0	0.5	90.0	"Green house mode"	8.5
	~X	172,004	509,223	-1.7	5.0	8.0	0.5	90.0	"Green house mode"	8.5
	~Y	172,022	509,212	-1.2	5.0	8.0	0.5	90.0	"Green house mode"	8.5
	~Z	172,296	508,669	-3.8	5.0	8.0	0.5	90.0	"Green house mode"	8.5

To be continued on next page...

SHADOW - Main Result

Calculation: Slagschaduw_WindplanBlauw_Cumulatie

...continued from previous page

No.	Name	X (east)	Y (north)	Z	Width	Height	Elevation a.g.l.	Slope of window [°]	Direction mode	Eye height (ZVI) a.g.l. [m]
	•A	172,028	509,208	-1.3	5.0	8.0	0.5	90.0	"Green house mode"	8.5
	•B	172,303	508,666	-3.9	5.0	8.0	0.5	90.0	"Green house mode"	8.5
	•C	172,033	509,204	-1.4	5.0	8.0	0.5	90.0	"Green house mode"	8.5
	•D	172,314	508,660	-4.0	5.0	8.0	0.5	90.0	"Green house mode"	8.5
	•E	172,044	509,198	-1.5	5.0	8.0	0.5	90.0	"Green house mode"	8.5
	•F	172,321	508,656	-4.0	5.0	8.0	0.5	90.0	"Green house mode"	8.5
	•G	172,050	509,194	-1.4	5.0	8.0	0.5	90.0	"Green house mode"	8.5
	•H	172,057	509,190	-1.3	5.0	8.0	0.5	90.0	"Green house mode"	8.5
	•I	172,354	508,591	-4.7	5.0	8.0	0.5	90.0	"Green house mode"	8.5
	•J	172,062	509,187	-1.1	5.0	8.0	0.5	90.0	"Green house mode"	8.5
	•K	172,358	508,588	-4.8	5.0	8.0	0.5	90.0	"Green house mode"	8.5
	•L	172,368	508,583	-5.0	5.0	8.0	0.5	90.0	"Green house mode"	8.5
	•M	172,373	508,579	-4.9	5.0	8.0	0.5	90.0	"Green house mode"	8.5
	•N	172,119	509,068	-3.1	5.0	8.0	0.5	90.0	"Green house mode"	8.5
	•O	172,382	508,573	-4.7	5.0	8.0	0.5	90.0	"Green house mode"	8.5
	•P	172,122	509,061	-3.0	5.0	8.0	0.5	90.0	"Green house mode"	8.5
	•Q	172,387	508,570	-4.5	5.0	8.0	0.5	90.0	"Green house mode"	8.5
	•R	172,125	509,053	-3.2	5.0	8.0	0.5	90.0	"Green house mode"	8.5
	•S	172,128	509,046	-3.4	5.0	8.0	0.5	90.0	"Green house mode"	8.5
	•T	172,131	509,039	-3.6	5.0	8.0	0.5	90.0	"Green house mode"	8.5
	•U	172,134	509,032	-3.8	5.0	8.0	0.5	90.0	"Green house mode"	8.5
	•V	172,195	508,887	-4.0	5.0	8.0	0.5	90.0	"Green house mode"	8.5
	•W	172,200	508,873	-3.9	5.0	8.0	0.5	90.0	"Green house mode"	8.5
	•X	172,204	508,861	-3.6	5.0	8.0	0.5	90.0	"Green house mode"	8.5
	•Y	172,210	508,847	-3.2	5.0	8.0	0.5	90.0	"Green house mode"	8.5
	•Z	172,233	508,803	-4.2	5.0	8.0	0.5	90.0	"Green house mode"	8.5
	?A	172,238	508,785	-4.4	5.0	8.0	0.5	90.0	"Green house mode"	8.5
	?B	172,251	508,766	-4.0	5.0	8.0	0.5	90.0	"Green house mode"	8.5
	?C	172,356	508,639	-4.5	5.0	8.0	0.5	90.0	"Green house mode"	8.5
	?D	172,353	508,633	-4.6	5.0	8.0	0.5	90.0	"Green house mode"	8.5
	?E	172,037	509,590	-3.7	5.0	8.0	0.5	90.0	"Green house mode"	8.5
	?F	172,034	509,606	-3.7	5.0	8.0	0.5	90.0	"Green house mode"	8.5
	?G	172,032	509,612	-3.8	5.0	8.0	0.5	90.0	"Green house mode"	8.5
	?H	172,811	508,938	-2.3	5.0	8.0	0.5	90.0	"Green house mode"	8.5
	?I	172,826	508,924	-2.7	5.0	8.0	0.5	90.0	"Green house mode"	8.5
	?J	172,822	508,919	-3.2	5.0	8.0	0.5	90.0	"Green house mode"	8.5
	?K	172,820	508,915	-3.5	5.0	8.0	0.5	90.0	"Green house mode"	8.5
	?L	172,817	508,910	-4.0	5.0	8.0	0.5	90.0	"Green house mode"	8.5
	?M	172,814	508,906	-3.8	5.0	8.0	0.5	90.0	"Green house mode"	8.5
	?N	172,810	508,900	-3.6	5.0	8.0	0.5	90.0	"Green house mode"	8.5
	?O	172,475	509,243	-3.0	5.0	8.0	0.5	90.0	"Green house mode"	8.5
	?P	172,467	509,219	-3.0	5.0	8.0	0.5	90.0	"Green house mode"	8.5
	?Q	172,495	509,227	-3.0	5.0	8.0	0.5	90.0	"Green house mode"	8.5
	?R	172,471	509,213	-3.0	5.0	8.0	0.5	90.0	"Green house mode"	8.5
	?S	172,493	509,221	-3.0	5.0	8.0	0.5	90.0	"Green house mode"	8.5
	?T	172,497	509,208	-2.8	5.0	8.0	0.5	90.0	"Green house mode"	8.5
	?U	172,472	509,198	-3.0	5.0	8.0	0.5	90.0	"Green house mode"	8.5
	?V	172,497	509,204	-2.8	5.0	8.0	0.5	90.0	"Green house mode"	8.5
	?W	172,496	509,193	-2.6	5.0	8.0	0.5	90.0	"Green house mode"	8.5
	?X	172,471	509,186	-3.0	5.0	8.0	0.5	90.0	"Green house mode"	8.5
	?Y	172,496	509,187	-2.5	5.0	8.0	0.5	90.0	"Green house mode"	8.5
	?Z	172,470	509,179	-3.0	5.0	8.0	0.5	90.0	"Green house mode"	8.5
	• A	172,494	509,176	-2.7	5.0	8.0	0.5	90.0	"Green house mode"	8.5
	• B	172,623	508,603	-3.9	5.0	8.0	0.5	90.0	"Green house mode"	8.5
	• C	172,630	508,599	-4.0	5.0	8.0	0.5	90.0	"Green house mode"	8.5
	• D	172,637	508,594	-3.7	5.0	8.0	0.5	90.0	"Green house mode"	8.5
	• E	172,644	508,588	-3.4	5.0	8.0	0.5	90.0	"Green house mode"	8.5
	• F	172,662	508,571	-3.0	5.0	8.0	0.5	90.0	"Green house mode"	8.5
	• G	172,658	508,563	-2.9	5.0	8.0	0.5	90.0	"Green house mode"	8.5
	• H	172,654	508,556	-2.7	5.0	8.0	0.5	90.0	"Green house mode"	8.5
	• I	172,649	508,549	-2.7	5.0	8.0	0.5	90.0	"Green house mode"	8.5
	• J	172,644	508,543	-2.7	5.0	8.0	0.5	90.0	"Green house mode"	8.5
	• K	172,663	509,064	-3.0	5.0	8.0	0.5	90.0	"Green house mode"	8.5
	• L	172,714	509,048	-2.0	5.0	8.0	0.5	90.0	"Green house mode"	8.5
	• M	172,668	509,063	-2.9	5.0	8.0	0.5	90.0	"Green house mode"	8.5

To be continued on next page...

SHADOW - Main Result

Calculation: Slagschaduw_WindplanBlauw_Cumulatie

...continued from previous page

No.	Name	X (east)	Y (north)	Z	Width	Height	Elevation a.g.l.	Slope of window [°]	Direction mode	Eye height (ZVI) a.g.l. [m]
• N		172,710	509,039	-2.5	5.0	8.0	0.5	90.0	"Green house mode"	8.5
• O		172,673	509,059	-2.8	5.0	8.0	0.5	90.0	"Green house mode"	8.5
• P		172,706	509,033	-2.9	5.0	8.0	0.5	90.0	"Green house mode"	8.5
• Q		172,676	509,056	-2.8	5.0	8.0	0.5	90.0	"Green house mode"	8.5
• R		172,754	509,020	-1.7	5.0	8.0	0.5	90.0	"Green house mode"	8.5
• S		172,682	509,051	-2.7	5.0	8.0	0.5	90.0	"Green house mode"	8.5
• T		172,773	509,004	-2.1	5.0	8.0	0.5	90.0	"Green house mode"	8.5
• U		172,669	509,025	-2.8	5.0	8.0	0.5	90.0	"Green house mode"	8.5
• V		172,778	508,981	-2.7	5.0	8.0	0.5	90.0	"Green house mode"	8.5
• W		172,665	509,019	-2.6	5.0	8.0	0.5	90.0	"Green house mode"	8.5
• X		172,801	508,975	-2.4	5.0	8.0	0.5	90.0	"Green house mode"	8.5
• Y		172,663	508,993	-2.4	5.0	8.0	0.5	90.0	"Green house mode"	8.5
• Z		172,807	508,971	-2.3	5.0	8.0	0.5	90.0	"Green house mode"	8.5
?A		172,666	508,987	-2.5	5.0	8.0	0.5	90.0	"Green house mode"	8.5
?B		172,818	508,961	-2.0	5.0	8.0	0.5	90.0	"Green house mode"	8.5
?C		172,824	508,957	-1.8	5.0	8.0	0.5	90.0	"Green house mode"	8.5
?D		172,834	508,949	-1.6	5.0	8.0	0.5	90.0	"Green house mode"	8.5
?E		172,690	508,971	-3.6	5.0	8.0	0.5	90.0	"Green house mode"	8.5
?F		172,838	508,946	-1.4	5.0	8.0	0.5	90.0	"Green house mode"	8.5
?G		172,695	508,967	-3.7	5.0	8.0	0.5	90.0	"Green house mode"	8.5
?H		172,843	508,943	-1.3	5.0	8.0	0.5	90.0	"Green house mode"	8.5
?I		172,699	508,965	-3.7	5.0	8.0	0.5	90.0	"Green house mode"	8.5
?J		172,847	508,940	-1.2	5.0	8.0	0.5	90.0	"Green house mode"	8.5
?K		172,706	508,965	-3.8	5.0	8.0	0.5	90.0	"Green house mode"	8.5
?L		172,713	508,966	-3.6	5.0	8.0	0.5	90.0	"Green house mode"	8.5
?M		172,738	508,995	-3.0	5.0	8.0	0.5	90.0	"Green house mode"	8.5
?N		172,737	508,989	-3.1	5.0	8.0	0.5	90.0	"Green house mode"	8.5
?O		172,741	508,984	-3.0	5.0	8.0	0.5	90.0	"Green house mode"	8.5
?P		172,744	508,980	-3.0	5.0	8.0	0.5	90.0	"Green house mode"	8.5
?Q		172,745	508,974	-3.0	5.0	8.0	0.5	90.0	"Green house mode"	8.5
?R		172,746	508,969	-2.9	5.0	8.0	0.5	90.0	"Green house mode"	8.5
?S		172,747	508,964	-2.8	5.0	8.0	0.5	90.0	"Green house mode"	8.5
?T		172,748	508,958	-2.6	5.0	8.0	0.5	90.0	"Green house mode"	8.5
?U		172,767	508,946	-2.7	5.0	8.0	0.5	90.0	"Green house mode"	8.5
?V		172,773	508,948	-2.9	5.0	8.0	0.5	90.0	"Green house mode"	8.5
?W		172,777	508,949	-3.0	5.0	8.0	0.5	90.0	"Green house mode"	8.5
?X		172,784	508,950	-2.9	5.0	8.0	0.5	90.0	"Green house mode"	8.5
?Y		172,796	508,948	-2.6	5.0	8.0	0.5	90.0	"Green house mode"	8.5
?Z		172,802	508,944	-2.4	5.0	8.0	0.5	90.0	"Green house mode"	8.5
?A		172,805	508,942	-2.3	5.0	8.0	0.5	90.0	"Green house mode"	8.5
?B		172,719	508,811	-3.7	5.0	8.0	0.5	90.0	"Green house mode"	8.5
?C		172,638	508,536	-2.8	5.0	8.0	0.5	90.0	"Green house mode"	8.5
?D		172,614	508,542	-3.4	5.0	8.0	0.5	90.0	"Green house mode"	8.5
?E		172,606	508,546	-3.6	5.0	8.0	0.5	90.0	"Green house mode"	8.5
?F		172,599	508,551	-3.8	5.0	8.0	0.5	90.0	"Green house mode"	8.5
?G		172,593	508,556	-4.0	5.0	8.0	0.5	90.0	"Green house mode"	8.5
?H		172,586	508,561	-4.0	5.0	8.0	0.5	90.0	"Green house mode"	8.5
?I		172,580	508,566	-4.0	5.0	8.0	0.5	90.0	"Green house mode"	8.5
?J		172,555	508,570	-4.0	5.0	8.0	0.5	90.0	"Green house mode"	8.5
?K		172,559	508,576	-3.8	5.0	8.0	0.5	90.0	"Green house mode"	8.5
?L		172,563	508,583	-3.6	5.0	8.0	0.5	90.0	"Green house mode"	8.5
?M		172,567	508,590	-3.5	5.0	8.0	0.5	90.0	"Green house mode"	8.5
?N		172,383	509,361	-2.3	5.0	8.0	0.5	90.0	"Green house mode"	8.5
?O		172,482	509,407	-3.1	5.0	8.0	0.5	90.0	"Green house mode"	8.5
?P		172,435	509,458	-2.0	5.0	8.0	0.5	90.0	"Green house mode"	8.5
?Q		171,957	509,492	-4.2	5.0	8.0	0.5	90.0	"Green house mode"	8.5
?R		171,939	509,481	-3.8	5.0	8.0	0.5	90.0	"Green house mode"	8.5
?S		171,954	509,498	-4.1	5.0	8.0	0.5	90.0	"Green house mode"	8.5
?T		171,935	509,492	-3.6	5.0	8.0	0.5	90.0	"Green house mode"	8.5
?U		171,949	509,512	-4.0	5.0	8.0	0.5	90.0	"Green house mode"	8.5
?V		171,934	509,497	-3.6	5.0	8.0	0.5	90.0	"Green house mode"	8.5
?W		171,947	509,518	-4.0	5.0	8.0	0.5	90.0	"Green house mode"	8.5
?X		171,931	509,509	-3.5	5.0	8.0	0.5	90.0	"Green house mode"	8.5
?Y		171,940	509,564	-4.3	5.0	8.0	0.5	90.0	"Green house mode"	8.5
?Z		171,928	509,515	-3.4	5.0	8.0	0.5	90.0	"Green house mode"	8.5

To be continued on next page...

SHADOW - Main Result

Calculation: Slagschaduw_WindplanBlauw_Cumulatie

...continued from previous page

No.	Name	X (east)	Y (north)	Z	Width	Height	Elevation a.g.l.	Slope of window [°]	Direction mode	Eye height (ZVI) a.g.l. [m]
?A		171,946	509,565	-4.3	5.0	8.0	0.5	90.0	"Green house mode"	8.5
?B		171,922	509,536	-3.6	5.0	8.0	0.5	90.0	"Green house mode"	8.5
?C		171,957	509,568	-4.5	5.0	8.0	0.5	90.0	"Green house mode"	8.5
?D		171,921	509,542	-3.7	5.0	8.0	0.5	90.0	"Green house mode"	8.5
?E		171,963	509,569	-4.7	5.0	8.0	0.5	90.0	"Green house mode"	8.5
?F		171,918	509,553	-3.9	5.0	8.0	0.5	90.0	"Green house mode"	8.5
?G		171,974	509,572	-4.8	5.0	8.0	0.5	90.0	"Green house mode"	8.5
?H		171,917	509,559	-4.1	5.0	8.0	0.5	90.0	"Green house mode"	8.5
?I		171,980	509,573	-4.9	5.0	8.0	0.5	90.0	"Green house mode"	8.5
?J		171,919	509,572	-4.5	5.0	8.0	0.5	90.0	"Green house mode"	8.5
?K		171,922	509,577	-4.7	5.0	8.0	0.5	90.0	"Green house mode"	8.5
?L		171,935	509,583	-4.9	5.0	8.0	0.5	90.0	"Green house mode"	8.5
?M		171,941	509,584	-4.9	5.0	8.0	0.5	90.0	"Green house mode"	8.5
?N		171,956	509,588	-5.0	5.0	8.0	0.5	90.0	"Green house mode"	8.5
?O		171,962	509,590	-5.0	5.0	8.0	0.5	90.0	"Green house mode"	8.5
?P		171,976	509,593	-5.0	5.0	8.0	0.5	90.0	"Green house mode"	8.5
?Q		171,982	509,594	-5.0	5.0	8.0	0.5	90.0	"Green house mode"	8.5
?R		171,996	509,590	-4.7	5.0	8.0	0.5	90.0	"Green house mode"	8.5
?S		172,001	509,587	-4.6	5.0	8.0	0.5	90.0	"Green house mode"	8.5
?T		172,004	509,573	-4.7	5.0	8.0	0.5	90.0	"Green house mode"	8.5
?U		172,005	509,567	-4.8	5.0	8.0	0.5	90.0	"Green house mode"	8.5
?V		172,504	508,706	-2.9	5.0	8.0	0.5	90.0	"Green house mode"	8.5
?W		172,485	508,686	-3.8	5.0	8.0	0.5	90.0	"Green house mode"	8.5
?X		172,518	508,690	-3.0	5.0	8.0	0.5	90.0	"Green house mode"	8.5
?Y		172,524	508,662	-3.0	5.0	8.0	0.5	90.0	"Green house mode"	8.5
?Z		172,479	508,659	-3.9	5.0	8.0	0.5	90.0	"Green house mode"	8.5
?A		172,514	508,647	-3.0	5.0	8.0	0.5	90.0	"Green house mode"	8.5
?B		172,463	508,647	-3.7	5.0	8.0	0.5	90.0	"Green house mode"	8.5
?C		172,529	508,633	-3.0	5.0	8.0	0.5	90.0	"Green house mode"	8.5
?D		172,506	508,608	-2.5	5.0	8.0	0.5	90.0	"Green house mode"	8.5
?E		172,714	508,717	-3.8	5.0	8.0	0.5	90.0	"Green house mode"	8.5
?F		172,725	508,710	-3.8	5.0	8.0	0.5	90.0	"Green house mode"	8.5
?G		172,731	508,707	-3.8	5.0	8.0	0.5	90.0	"Green house mode"	8.5
?H		172,736	508,703	-3.9	5.0	8.0	0.5	90.0	"Green house mode"	8.5
?I		172,741	508,699	-4.0	5.0	8.0	0.5	90.0	"Green house mode"	8.5
?J		171,979	509,407	-2.4	5.0	8.0	0.5	90.0	"Green house mode"	8.5
?K		172,001	509,408	-2.2	5.0	8.0	0.5	90.0	"Green house mode"	8.5
?L		171,969	509,438	-3.6	5.0	8.0	0.5	90.0	"Green house mode"	8.5
?M		172,539	508,965	-4.4	5.0	8.0	0.5	90.0	"Green house mode"	8.5
?N		172,516	508,993	-3.3	5.0	8.0	0.5	90.0	"Green house mode"	8.5
?O		172,536	508,960	-4.2	5.0	8.0	0.5	90.0	"Green house mode"	8.5
?P		172,513	508,986	-3.4	5.0	8.0	0.5	90.0	"Green house mode"	8.5
?Q		172,533	508,955	-4.0	5.0	8.0	0.5	90.0	"Green house mode"	8.5
?R		172,510	508,980	-3.5	5.0	8.0	0.5	90.0	"Green house mode"	8.5
?S		172,529	508,949	-3.7	5.0	8.0	0.5	90.0	"Green house mode"	8.5
?T		172,507	508,975	-3.6	5.0	8.0	0.5	90.0	"Green house mode"	8.5
?U		172,503	508,970	-3.7	5.0	8.0	0.5	90.0	"Green house mode"	8.5
?V		172,517	508,938	-3.0	5.0	8.0	0.5	90.0	"Green house mode"	8.5
?W		172,499	508,965	-3.4	5.0	8.0	0.5	90.0	"Green house mode"	8.5
?X		172,513	508,932	-2.9	5.0	8.0	0.5	90.0	"Green house mode"	8.5
?Y		172,496	508,959	-3.1	5.0	8.0	0.5	90.0	"Green house mode"	8.5
?Z		172,510	508,927	-2.8	5.0	8.0	0.5	90.0	"Green house mode"	8.5
?A		172,480	508,954	-2.5	5.0	8.0	0.5	90.0	"Green house mode"	8.5
?B		172,506	508,922	-2.7	5.0	8.0	0.5	90.0	"Green house mode"	8.5
?C		172,476	508,949	-2.4	5.0	8.0	0.5	90.0	"Green house mode"	8.5
?D		172,472	508,944	-2.3	5.0	8.0	0.5	90.0	"Green house mode"	8.5
?E		172,531	508,898	-3.3	5.0	8.0	0.5	90.0	"Green house mode"	8.5
?F		172,469	508,938	-2.2	5.0	8.0	0.5	90.0	"Green house mode"	8.5
?G		172,536	508,903	-3.2	5.0	8.0	0.5	90.0	"Green house mode"	8.5
?H		172,466	508,933	-2.3	5.0	8.0	0.5	90.0	"Green house mode"	8.5
?I		172,454	508,917	-2.2	5.0	8.0	0.5	90.0	"Green house mode"	8.5
?J		172,543	508,914	-3.1	5.0	8.0	0.5	90.0	"Green house mode"	8.5
?K		172,460	508,914	-2.1	5.0	8.0	0.5	90.0	"Green house mode"	8.5
?L		172,546	508,919	-3.3	5.0	8.0	0.5	90.0	"Green house mode"	8.5
?M		172,465	508,910	-2.0	5.0	8.0	0.5	90.0	"Green house mode"	8.5

To be continued on next page...

SHADOW - Main Result

Calculation: Slagschaduw_WindplanBlauw_Cumulatie

...continued from previous page

No.	Name	X (east)	Y (north)	Z	Width	Height	Elevation a.g.l.	Slope of window [°]	Direction mode	Eye height (ZVI) a.g.l. [m]
?N		172,549	508,925	-3.5	5.0	8.0	0.5	90.0	"Green house mode"	8.5
?O		172,470	508,906	-2.0	5.0	8.0	0.5	90.0	"Green house mode"	8.5
?P		172,481	508,896	-2.1	5.0	8.0	0.5	90.0	"Green house mode"	8.5
?Q		172,573	508,918	-3.3	5.0	8.0	0.5	90.0	"Green house mode"	8.5
?R		172,486	508,893	-2.3	5.0	8.0	0.5	90.0	"Green house mode"	8.5
?S		172,578	508,914	-3.2	5.0	8.0	0.5	90.0	"Green house mode"	8.5
?T		172,491	508,889	-2.5	5.0	8.0	0.5	90.0	"Green house mode"	8.5
?U		172,583	508,911	-3.1	5.0	8.0	0.5	90.0	"Green house mode"	8.5
?V		172,588	508,908	-3.0	5.0	8.0	0.5	90.0	"Green house mode"	8.5
?W		172,501	508,882	-3.1	5.0	8.0	0.5	90.0	"Green house mode"	8.5
?X		172,507	508,879	-3.5	5.0	8.0	0.5	90.0	"Green house mode"	8.5
?Y		172,512	508,876	-3.8	5.0	8.0	0.5	90.0	"Green house mode"	8.5
?Z		172,517	508,872	-4.0	5.0	8.0	0.5	90.0	"Green house mode"	8.5
?A		172,498	508,837	-3.2	5.0	8.0	0.5	90.0	"Green house mode"	8.5
?B		172,483	508,847	-2.2	5.0	8.0	0.5	90.0	"Green house mode"	8.5
?C		172,462	508,862	-1.8	5.0	8.0	0.5	90.0	"Green house mode"	8.5
?D		172,474	508,822	-2.8	5.0	8.0	0.5	90.0	"Green house mode"	8.5
?E		172,487	508,816	-3.2	5.0	8.0	0.5	90.0	"Green house mode"	8.5
?F		172,494	508,812	-3.4	5.0	8.0	0.5	90.0	"Green house mode"	8.5
?G		172,506	508,804	-3.5	5.0	8.0	0.5	90.0	"Green house mode"	8.5
?H		172,513	508,800	-3.5	5.0	8.0	0.5	90.0	"Green house mode"	8.5
?I		172,516	508,824	-4.0	5.0	8.0	0.5	90.0	"Green house mode"	8.5
?J		172,520	508,830	-4.0	5.0	8.0	0.5	90.0	"Green house mode"	8.5
?K		172,528	508,842	-4.0	5.0	8.0	0.5	90.0	"Green house mode"	8.5
?L		172,532	508,848	-4.0	5.0	8.0	0.5	90.0	"Green house mode"	8.5
?M		172,542	508,861	-4.0	5.0	8.0	0.5	90.0	"Green house mode"	8.5
?N		172,545	508,866	-4.0	5.0	8.0	0.5	90.0	"Green house mode"	8.5
?O		172,554	508,879	-3.9	5.0	8.0	0.5	90.0	"Green house mode"	8.5
?P		172,626	508,654	-3.0	5.0	8.0	0.5	90.0	"Green house mode"	8.5
?Q		172,630	508,659	-3.0	5.0	8.0	0.5	90.0	"Green house mode"	8.5
?R		172,636	508,670	-3.2	5.0	8.0	0.5	90.0	"Green house mode"	8.5
?S		172,639	508,674	-3.3	5.0	8.0	0.5	90.0	"Green house mode"	8.5
?T		172,643	508,680	-3.4	5.0	8.0	0.5	90.0	"Green house mode"	8.5
?U		172,690	508,651	-3.0	5.0	8.0	0.5	90.0	"Green house mode"	8.5
?V		172,687	508,647	-3.0	5.0	8.0	0.5	90.0	"Green house mode"	8.5
?W		172,684	508,642	-3.0	5.0	8.0	0.5	90.0	"Green house mode"	8.5
?X		172,680	508,636	-3.0	5.0	8.0	0.5	90.0	"Green house mode"	8.5
?Y		172,677	508,631	-3.0	5.0	8.0	0.5	90.0	"Green house mode"	8.5
?Z		172,674	508,626	-3.0	5.0	8.0	0.5	90.0	"Green house mode"	8.5
?A		172,663	508,612	-3.1	5.0	8.0	0.5	90.0	"Green house mode"	8.5
?B		172,657	508,615	-3.1	5.0	8.0	0.5	90.0	"Green house mode"	8.5
?C		172,652	508,619	-3.2	5.0	8.0	0.5	90.0	"Green house mode"	8.5
?D		172,647	508,622	-3.2	5.0	8.0	0.5	90.0	"Green house mode"	8.5
?E		172,642	508,625	-3.1	5.0	8.0	0.5	90.0	"Green house mode"	8.5
?F		172,637	508,629	-3.0	5.0	8.0	0.5	90.0	"Green house mode"	8.5
?G		172,038	509,417	-2.5	5.0	8.0	0.5	90.0	"Green house mode"	8.5
?H		171,995	509,435	-3.1	5.0	8.0	0.5	90.0	"Green house mode"	8.5
?I		172,057	509,429	-2.9	5.0	8.0	0.5	90.0	"Green house mode"	8.5
?J		172,014	509,449	-3.2	5.0	8.0	0.5	90.0	"Green house mode"	8.5
?K		172,075	509,443	-3.0	5.0	8.0	0.5	90.0	"Green house mode"	8.5
?L		172,032	509,458	-3.0	5.0	8.0	0.5	90.0	"Green house mode"	8.5
?M		172,091	509,453	-3.0	5.0	8.0	0.5	90.0	"Green house mode"	8.5
?N		172,051	509,470	-3.1	5.0	8.0	0.5	90.0	"Green house mode"	8.5
?O		172,109	509,464	-3.0	5.0	8.0	0.5	90.0	"Green house mode"	8.5
?P		172,066	509,482	-3.0	5.0	8.0	0.5	90.0	"Green house mode"	8.5
?Q		172,131	509,478	-3.0	5.0	8.0	0.5	90.0	"Green house mode"	8.5
?R		172,082	509,493	-3.0	5.0	8.0	0.5	90.0	"Green house mode"	8.5
?S		172,150	509,490	-3.0	5.0	8.0	0.5	90.0	"Green house mode"	8.5
?T		172,103	509,505	-3.0	5.0	8.0	0.5	90.0	"Green house mode"	8.5
?U		172,120	509,515	-3.0	5.0	8.0	0.5	90.0	"Green house mode"	8.5
?V		172,131	509,525	-3.0	5.0	8.0	0.5	90.0	"Green house mode"	8.5
?W		172,178	509,511	-2.5	5.0	8.0	0.5	90.0	"Green house mode"	8.5
?X		172,181	509,505	-2.7	5.0	8.0	0.5	90.0	"Green house mode"	8.5
?Y		172,190	509,486	-3.0	5.0	8.0	0.5	90.0	"Green house mode"	8.5
?Z		172,253	509,459	-3.1	5.0	8.0	0.5	90.0	"Green house mode"	8.5

To be continued on next page...

SHADOW - Main Result

Calculation: Slagschaduw_WindplanBlauw_Cumulatie

...continued from previous page

No.	Name	X (east)	Y (north)	Z	Width	Height	Elevation a.g.l.	Slope of window [°]	Direction mode	Eye height (ZVI) a.g.l. [m]
?A		172,260	509,428	-3.0	5.0	8.0	0.5	90.0	"Green house mode"	8.5
?B		172,263	509,506	-3.6	5.0	8.0	0.5	90.0	"Green house mode"	8.5
?C		172,247	509,571	-1.0	5.0	8.0	0.5	90.0	"Green house mode"	8.5
?D		172,258	509,503	-3.7	5.0	8.0	0.5	90.0	"Green house mode"	8.5
?E		172,241	509,569	-1.1	5.0	8.0	0.5	90.0	"Green house mode"	8.5
?F		172,223	509,558	-1.0	5.0	8.0	0.5	90.0	"Green house mode"	8.5
?G		172,250	509,498	-3.9	5.0	8.0	0.5	90.0	"Green house mode"	8.5
?H		172,220	509,553	-1.2	5.0	8.0	0.5	90.0	"Green house mode"	8.5
?I		172,245	509,495	-3.9	5.0	8.0	0.5	90.0	"Green house mode"	8.5
?J		172,241	509,492	-3.7	5.0	8.0	0.5	90.0	"Green house mode"	8.5
?K		172,212	509,533	-2.5	5.0	8.0	0.5	90.0	"Green house mode"	8.5
?L		172,236	509,489	-3.5	5.0	8.0	0.5	90.0	"Green house mode"	8.5
?M		172,216	509,516	-3.0	5.0	8.0	0.5	90.0	"Green house mode"	8.5
?N		172,232	509,486	-3.4	5.0	8.0	0.5	90.0	"Green house mode"	8.5
?O		172,220	509,511	-3.1	5.0	8.0	0.5	90.0	"Green house mode"	8.5
?P		172,227	509,483	-3.2	5.0	8.0	0.5	90.0	"Green house mode"	8.5
?Q		172,148	509,542	-2.3	5.0	8.0	0.5	90.0	"Green house mode"	8.5
?R		172,178	509,527	-2.1	5.0	8.0	0.5	90.0	"Green house mode"	8.5
?S		172,159	509,557	-2.0	5.0	8.0	0.5	90.0	"Green house mode"	8.5
?T		172,178	509,533	-2.0	5.0	8.0	0.5	90.0	"Green house mode"	8.5
?U		172,162	509,563	-2.0	5.0	8.0	0.5	90.0	"Green house mode"	8.5
?V		172,182	509,548	-1.9	5.0	8.0	0.5	90.0	"Green house mode"	8.5
?W		172,166	509,575	-2.0	5.0	8.0	0.5	90.0	"Green house mode"	8.5
?X		172,184	509,554	-1.8	5.0	8.0	0.5	90.0	"Green house mode"	8.5
?Y		172,169	509,580	-2.0	5.0	8.0	0.5	90.0	"Green house mode"	8.5
?Z		172,189	509,565	-1.7	5.0	8.0	0.5	90.0	"Green house mode"	8.5
?A		172,174	509,592	-2.2	5.0	8.0	0.5	90.0	"Green house mode"	8.5
?B		172,191	509,570	-1.8	5.0	8.0	0.5	90.0	"Green house mode"	8.5
?C		172,176	509,598	-2.3	5.0	8.0	0.5	90.0	"Green house mode"	8.5
?D		172,196	509,582	-1.9	5.0	8.0	0.5	90.0	"Green house mode"	8.5
?E		172,181	509,613	-2.7	5.0	8.0	0.5	90.0	"Green house mode"	8.5
?F		172,198	509,588	-2.0	5.0	8.0	0.5	90.0	"Green house mode"	8.5
?G		172,181	509,619	-2.8	5.0	8.0	0.5	90.0	"Green house mode"	8.5
?H		172,210	509,601	-2.0	5.0	8.0	0.5	90.0	"Green house mode"	8.5
?I		172,176	509,634	-3.0	5.0	8.0	0.5	90.0	"Green house mode"	8.5
?J		172,215	509,604	-1.9	5.0	8.0	0.5	90.0	"Green house mode"	8.5
?K		172,175	509,640	-3.0	5.0	8.0	0.5	90.0	"Green house mode"	8.5
?L		172,228	509,611	-1.6	5.0	8.0	0.5	90.0	"Green house mode"	8.5
?M		172,171	509,653	-3.0	5.0	8.0	0.5	90.0	"Green house mode"	8.5
?N		172,234	509,613	-1.4	5.0	8.0	0.5	90.0	"Green house mode"	8.5
?O		172,167	509,660	-2.9	5.0	8.0	0.5	90.0	"Green house mode"	8.5
?P		172,225	509,638	-2.7	5.0	8.0	0.5	90.0	"Green house mode"	8.5
?Q		172,220	509,636	-2.8	5.0	8.0	0.5	90.0	"Green house mode"	8.5
?R		172,207	509,633	-3.0	5.0	8.0	0.5	90.0	"Green house mode"	8.5
?S		172,189	509,667	-3.4	5.0	8.0	0.5	90.0	"Green house mode"	8.5
?T		171,927	509,430	-4.5	5.0	8.0	0.5	90.0	"Green house mode"	8.5
?U		171,930	509,401	-3.5	5.0	8.0	0.5	90.0	"Green house mode"	8.5
?V		171,911	509,422	-4.7	5.0	8.0	0.5	90.0	"Green house mode"	8.5
?W		171,937	509,374	-3.0	5.0	8.0	0.5	90.0	"Green house mode"	8.5
?X		171,898	509,405	-4.1	5.0	8.0	0.5	90.0	"Green house mode"	8.5
?Y		171,949	509,359	-3.4	5.0	8.0	0.5	90.0	"Green house mode"	8.5
?Z		171,904	509,379	-3.3	5.0	8.0	0.5	90.0	"Green house mode"	8.5
?A		171,968	509,377	-2.9	5.0	8.0	0.5	90.0	"Green house mode"	8.5
?B		171,910	509,363	-3.0	5.0	8.0	0.5	90.0	"Green house mode"	8.5
?C		171,988	509,390	-2.4	5.0	8.0	0.5	90.0	"Green house mode"	8.5
?D		171,913	509,340	-3.0	5.0	8.0	0.5	90.0	"Green house mode"	8.5
?E		171,920	509,325	-3.1	5.0	8.0	0.5	90.0	"Green house mode"	8.5
?F		171,945	509,320	-3.3	5.0	8.0	0.5	90.0	"Green house mode"	8.5
?G		171,967	509,335	-3.5	5.0	8.0	0.5	90.0	"Green house mode"	8.5
?H		171,982	509,350	-3.1	5.0	8.0	0.5	90.0	"Green house mode"	8.5
?I		172,004	509,363	-3.0	5.0	8.0	0.5	90.0	"Green house mode"	8.5
?J		172,017	509,378	-2.7	5.0	8.0	0.5	90.0	"Green house mode"	8.5
?K		171,942	509,476	-3.9	5.0	8.0	0.5	90.0	"Green house mode"	8.5
?L		172,592	508,732	-4.0	5.0	8.0	0.5	90.0	"Green house mode"	8.5
?M		172,587	508,736	-3.9	5.0	8.0	0.5	90.0	"Green house mode"	8.5

To be continued on next page...

SHADOW - Main Result

Calculation: Slagschaduw_WindplanBlauw_Cumulatie

...continued from previous page

No.	Name	X (east)	Y (north)	Z	Width	Height	Elevation a.g.l.	Slope of window	Direction mode	Eye height (ZVI) a.g.l.
		[m]	[m]	[m]	[m]	[m]	[m]	[°]		[m]
?N		172,582	508,740	-3.7	5.0	8.0	0.5	90.0	"Green house mode"	8.5
?O		172,576	508,743	-3.6	5.0	8.0	0.5	90.0	"Green house mode"	8.5
?P		172,570	508,747	-3.4	5.0	8.0	0.5	90.0	"Green house mode"	8.5
?Q		172,560	508,755	-3.1	5.0	8.0	0.5	90.0	"Green house mode"	8.5
?R		172,555	508,760	-3.0	5.0	8.0	0.5	90.0	"Green house mode"	8.5
?S		172,549	508,763	-3.0	5.0	8.0	0.5	90.0	"Green house mode"	8.5
?T		172,544	508,767	-3.0	5.0	8.0	0.5	90.0	"Green house mode"	8.5
?U		172,538	508,771	-3.0	5.0	8.0	0.5	90.0	"Green house mode"	8.5
?V		172,635	508,754	-3.2	5.0	8.0	0.5	90.0	"Green house mode"	8.5
?W		172,639	508,760	-3.3	5.0	8.0	0.5	90.0	"Green house mode"	8.5
?X		172,643	508,765	-3.4	5.0	8.0	0.5	90.0	"Green house mode"	8.5
?Y		172,646	508,770	-3.4	5.0	8.0	0.5	90.0	"Green house mode"	8.5
?Z		172,650	508,775	-3.5	5.0	8.0	0.5	90.0	"Green house mode"	8.5
?A		172,667	508,747	-3.8	5.0	8.0	0.5	90.0	"Green house mode"	8.5
?B		172,672	508,743	-3.7	5.0	8.0	0.5	90.0	"Green house mode"	8.5
?C		172,678	508,740	-3.7	5.0	8.0	0.5	90.0	"Green house mode"	8.5
?D		172,683	508,736	-3.7	5.0	8.0	0.5	90.0	"Green house mode"	8.5
?E		172,687	508,733	-3.7	5.0	8.0	0.5	90.0	"Green house mode"	8.5
?F		172,693	508,729	-3.7	5.0	8.0	0.5	90.0	"Green house mode"	8.5
?G		172,258	509,462	-3.2	5.0	8.0	0.5	90.0	"Green house mode"	8.5
?H		172,264	509,434	-3.0	5.0	8.0	0.5	90.0	"Green house mode"	8.5
?I		172,263	509,465	-3.4	5.0	8.0	0.5	90.0	"Green house mode"	8.5
?J		172,277	509,444	-3.3	5.0	8.0	0.5	90.0	"Green house mode"	8.5
?K		172,268	509,468	-3.5	5.0	8.0	0.5	90.0	"Green house mode"	8.5
?L		172,282	509,447	-3.4	5.0	8.0	0.5	90.0	"Green house mode"	8.5
?M		172,272	509,471	-3.7	5.0	8.0	0.5	90.0	"Green house mode"	8.5
?N		172,292	509,453	-3.6	5.0	8.0	0.5	90.0	"Green house mode"	8.5
?O		172,277	509,474	-3.8	5.0	8.0	0.5	90.0	"Green house mode"	8.5
?P		172,298	509,457	-3.8	5.0	8.0	0.5	90.0	"Green house mode"	8.5
?Q		172,282	509,477	-3.9	5.0	8.0	0.5	90.0	"Green house mode"	8.5
?R		172,308	509,463	-4.0	5.0	8.0	0.5	90.0	"Green house mode"	8.5
?S		172,313	509,467	-4.0	5.0	8.0	0.5	90.0	"Green house mode"	8.5
?T		172,337	509,478	-3.7	5.0	8.0	0.5	90.0	"Green house mode"	8.5
?U		172,344	509,482	-3.5	5.0	8.0	0.5	90.0	"Green house mode"	8.5
?V		172,352	509,487	-3.3	5.0	8.0	0.5	90.0	"Green house mode"	8.5
?W		172,358	509,490	-3.1	5.0	8.0	0.5	90.0	"Green house mode"	8.5
?X		172,369	509,497	-3.0	5.0	8.0	0.5	90.0	"Green house mode"	8.5
?Y		172,374	509,501	-3.0	5.0	8.0	0.5	90.0	"Green house mode"	8.5
?Z		172,402	509,502	-3.0	5.0	8.0	0.5	90.0	"Green house mode"	8.5
• A		172,398	509,506	-3.0	5.0	8.0	0.5	90.0	"Green house mode"	8.5
• B		172,392	509,515	-3.0	5.0	8.0	0.5	90.0	"Green house mode"	8.5
• C		172,389	509,519	-3.0	5.0	8.0	0.5	90.0	"Green house mode"	8.5
• D		172,383	509,528	-2.9	5.0	8.0	0.5	90.0	"Green house mode"	8.5
• E		172,380	509,533	-2.8	5.0	8.0	0.5	90.0	"Green house mode"	8.5
• F		172,380	509,548	-2.3	5.0	8.0	0.5	90.0	"Green house mode"	8.5
• G		172,377	509,553	-2.1	5.0	8.0	0.5	90.0	"Green house mode"	8.5
• H		172,371	509,562	-2.0	5.0	8.0	0.5	90.0	"Green house mode"	8.5
• I		172,368	509,567	-2.0	5.0	8.0	0.5	90.0	"Green house mode"	8.5
• J		172,362	509,576	-2.0	5.0	8.0	0.5	90.0	"Green house mode"	8.5
• K		172,360	509,581	-2.0	5.0	8.0	0.5	90.0	"Green house mode"	8.5
• L		172,352	509,558	-2.0	5.0	8.0	0.5	90.0	"Green house mode"	8.5
• M		172,347	509,555	-2.1	5.0	8.0	0.5	90.0	"Green house mode"	8.5
• N		172,337	509,548	-2.3	5.0	8.0	0.5	90.0	"Green house mode"	8.5
• O		172,331	509,545	-2.4	5.0	8.0	0.5	90.0	"Green house mode"	8.5
• P		172,323	509,540	-2.5	5.0	8.0	0.5	90.0	"Green house mode"	8.5
• Q		172,573	508,822	-3.5	5.0	8.0	0.5	90.0	"Green house mode"	8.5
• R		172,569	508,817	-3.6	5.0	8.0	0.5	90.0	"Green house mode"	8.5
• S		172,566	508,811	-3.6	5.0	8.0	0.5	90.0	"Green house mode"	8.5
• T		172,562	508,806	-3.5	5.0	8.0	0.5	90.0	"Green house mode"	8.5
• U		172,559	508,801	-3.5	5.0	8.0	0.5	90.0	"Green house mode"	8.5
• V		172,552	508,790	-3.2	5.0	8.0	0.5	90.0	"Green house mode"	8.5
• W		172,444	509,383	-3.0	5.0	8.0	0.5	90.0	"Green house mode"	8.5
• X		172,364	508,162	-4.0	5.0	8.0	0.5	90.0	"Green house mode"	8.5
• Y		172,355	508,151	-3.8	5.0	8.0	0.5	90.0	"Green house mode"	8.5
• Z		172,344	508,184	-4.0	5.0	8.0	0.5	90.0	"Green house mode"	8.5

To be continued on next page...

SHADOW - Main Result

Calculation: Slagschaduw_WindplanBlauw_Cumulatie

...continued from previous page

No.	Name	X (east)	Y (north)	Z	Width	Height	Elevation a.g.l.	Slope of window [°]	Direction mode	Eye height (ZVI) a.g.l. [m]
?A		172,352	508,147	-3.7	5.0	8.0	0.5	90.0	"Green house mode"	8.5
?B		172,340	508,179	-4.0	5.0	8.0	0.5	90.0	"Green house mode"	8.5
?C		172,346	508,132	-3.4	5.0	8.0	0.5	90.0	"Green house mode"	8.5
?D		172,332	508,166	-4.0	5.0	8.0	0.5	90.0	"Green house mode"	8.5
?E		172,341	508,128	-3.3	5.0	8.0	0.5	90.0	"Green house mode"	8.5
?F		172,327	508,161	-3.8	5.0	8.0	0.5	90.0	"Green house mode"	8.5
?G		172,332	508,115	-3.0	5.0	8.0	0.5	90.0	"Green house mode"	8.5
?H		172,311	508,135	-3.0	5.0	8.0	0.5	90.0	"Green house mode"	8.5
?I		172,328	508,110	-3.0	5.0	8.0	0.5	90.0	"Green house mode"	8.5
?J		172,306	508,129	-3.0	5.0	8.0	0.5	90.0	"Green house mode"	8.5
?K		172,317	508,095	-3.1	5.0	8.0	0.5	90.0	"Green house mode"	8.5
?L		172,292	508,113	-3.0	5.0	8.0	0.5	90.0	"Green house mode"	8.5
?M		172,312	508,092	-3.2	5.0	8.0	0.5	90.0	"Green house mode"	8.5
?N		172,286	508,112	-3.2	5.0	8.0	0.5	90.0	"Green house mode"	8.5
?O		172,296	508,085	-3.6	5.0	8.0	0.5	90.0	"Green house mode"	8.5
?P		172,271	508,110	-3.6	5.0	8.0	0.5	90.0	"Green house mode"	8.5
?Q		172,289	508,085	-3.7	5.0	8.0	0.5	90.0	"Green house mode"	8.5
?R		172,265	508,109	-3.7	5.0	8.0	0.5	90.0	"Green house mode"	8.5
?S		172,274	508,081	-3.9	5.0	8.0	0.5	90.0	"Green house mode"	8.5
?T		172,240	508,104	-4.4	5.0	8.0	0.5	90.0	"Green house mode"	8.5
?U		172,269	508,081	-3.9	5.0	8.0	0.5	90.0	"Green house mode"	8.5
?V		172,234	508,103	-4.5	5.0	8.0	0.5	90.0	"Green house mode"	8.5
?W		172,245	508,076	-4.0	5.0	8.0	0.5	90.0	"Green house mode"	8.5
?X		172,221	508,099	-4.8	5.0	8.0	0.5	90.0	"Green house mode"	8.5
?Y		172,239	508,075	-4.0	5.0	8.0	0.5	90.0	"Green house mode"	8.5
?Z		172,214	508,099	-4.8	5.0	8.0	0.5	90.0	"Green house mode"	8.5
• A		172,226	508,072	-4.0	5.0	8.0	0.5	90.0	"Green house mode"	8.5
• B		172,198	508,103	-4.5	5.0	8.0	0.5	90.0	"Green house mode"	8.5
• C		172,220	508,071	-3.9	5.0	8.0	0.5	90.0	"Green house mode"	8.5
• D		172,192	508,106	-4.3	5.0	8.0	0.5	90.0	"Green house mode"	8.5
• E		172,205	508,070	-3.9	5.0	8.0	0.5	90.0	"Green house mode"	8.5
• F		172,181	508,114	-4.0	5.0	8.0	0.5	90.0	"Green house mode"	8.5
• G		172,199	508,070	-3.9	5.0	8.0	0.5	90.0	"Green house mode"	8.5
• H		172,177	508,118	-3.9	5.0	8.0	0.5	90.0	"Green house mode"	8.5
• I		172,187	508,078	-4.0	5.0	8.0	0.5	90.0	"Green house mode"	8.5
• J		172,169	508,089	-3.6	5.0	8.0	0.5	90.0	"Green house mode"	8.5
• K		172,164	508,092	-3.4	5.0	8.0	0.5	90.0	"Green house mode"	8.5
• L		172,154	508,100	-3.2	5.0	8.0	0.5	90.0	"Green house mode"	8.5
• M		172,147	508,102	-3.1	5.0	8.0	0.5	90.0	"Green house mode"	8.5
• N		172,139	508,111	-3.0	5.0	8.0	0.5	90.0	"Green house mode"	8.5
• O		172,133	508,115	-3.0	5.0	8.0	0.5	90.0	"Green house mode"	8.5
• P		172,416	508,451	-3.3	5.0	8.0	0.5	90.0	"Green house mode"	8.5
• Q		172,439	508,440	-3.9	5.0	8.0	0.5	90.0	"Green house mode"	8.5
• R		172,419	508,458	-3.4	5.0	8.0	0.5	90.0	"Green house mode"	8.5
• S		172,448	508,459	-4.1	5.0	8.0	0.5	90.0	"Green house mode"	8.5
• T		172,425	508,469	-3.5	5.0	8.0	0.5	90.0	"Green house mode"	8.5
• U		172,463	508,483	-4.4	5.0	8.0	0.5	90.0	"Green house mode"	8.5
• V		172,427	508,475	-3.6	5.0	8.0	0.5	90.0	"Green house mode"	8.5
• W		172,473	508,501	-4.1	5.0	8.0	0.5	90.0	"Green house mode"	8.5
• X		172,440	508,497	-4.0	5.0	8.0	0.5	90.0	"Green house mode"	8.5
• Y		172,485	508,500	-4.3	5.0	8.0	0.5	90.0	"Green house mode"	8.5
• Z		172,441	508,503	-4.0	5.0	8.0	0.5	90.0	"Green house mode"	8.5
• A		172,446	508,514	-4.0	5.0	8.0	0.5	90.0	"Green house mode"	8.5
• B		172,449	508,519	-4.0	5.0	8.0	0.5	90.0	"Green house mode"	8.5
• C		172,466	508,525	-4.0	5.0	8.0	0.5	90.0	"Green house mode"	8.5
• D		172,472	508,525	-4.0	5.0	8.0	0.5	90.0	"Green house mode"	8.5
• E		172,484	508,526	-4.0	5.0	8.0	0.5	90.0	"Green house mode"	8.5
• F		172,490	508,526	-4.1	5.0	8.0	0.5	90.0	"Green house mode"	8.5
• G		172,506	508,522	-4.3	5.0	8.0	0.5	90.0	"Green house mode"	8.5
• H		172,511	508,519	-4.5	5.0	8.0	0.5	90.0	"Green house mode"	8.5
• I		172,521	508,512	-4.8	5.0	8.0	0.5	90.0	"Green house mode"	8.5
• J		172,526	508,509	-4.9	5.0	8.0	0.5	90.0	"Green house mode"	8.5
• K		172,133	508,333	-4.0	5.0	8.0	0.5	90.0	"Green house mode"	8.5
• L		172,213	508,330	-4.0	5.0	8.0	0.5	90.0	"Green house mode"	8.5
• M		172,117	508,345	-4.0	5.0	8.0	0.5	90.0	"Green house mode"	8.5

To be continued on next page...

SHADOW - Main Result

Calculation: Slagschaduw_WindplanBlauw_Cumulatie

...continued from previous page

No.	Name	X (east)	Y (north)	Z	Width	Height	Elevation a.g.l.	Slope of window [°]	Direction mode	Eye height (ZVI) a.g.l. [m]
• N		172,184	508,348	-4.8	5.0	8.0	0.5	90.0	"Green house mode"	8.5
• O		172,090	508,315	-4.0	5.0	8.0	0.5	90.0	"Green house mode"	8.5
• P		172,094	508,311	-4.0	5.0	8.0	0.5	90.0	"Green house mode"	8.5
• Q		172,099	508,308	-4.0	5.0	8.0	0.5	90.0	"Green house mode"	8.5
• R		172,104	508,306	-4.0	5.0	8.0	0.5	90.0	"Green house mode"	8.5
• S		172,109	508,302	-4.0	5.0	8.0	0.5	90.0	"Green house mode"	8.5
• T		172,113	508,299	-4.0	5.0	8.0	0.5	90.0	"Green house mode"	8.5
• U		172,118	508,296	-4.0	5.0	8.0	0.5	90.0	"Green house mode"	8.5
• V		172,106	508,279	-4.0	5.0	8.0	0.5	90.0	"Green house mode"	8.5
• W		172,101	508,282	-4.0	5.0	8.0	0.5	90.0	"Green house mode"	8.5
• X		172,096	508,285	-4.0	5.0	8.0	0.5	90.0	"Green house mode"	8.5
• Y		172,092	508,289	-4.0	5.0	8.0	0.5	90.0	"Green house mode"	8.5
• Z		172,088	508,291	-4.0	5.0	8.0	0.5	90.0	"Green house mode"	8.5
?A		172,083	508,294	-4.0	5.0	8.0	0.5	90.0	"Green house mode"	8.5
?B		172,042	508,352	-4.4	5.0	8.0	0.5	90.0	"Green house mode"	8.5
?C		172,078	508,298	-4.0	5.0	8.0	0.5	90.0	"Green house mode"	8.5
?D		172,047	508,347	-4.4	5.0	8.0	0.5	90.0	"Green house mode"	8.5
?E		172,058	508,268	-4.0	5.0	8.0	0.5	90.0	"Green house mode"	8.5
?F		172,051	508,344	-4.4	5.0	8.0	0.5	90.0	"Green house mode"	8.5
?G		172,063	508,264	-4.0	5.0	8.0	0.5	90.0	"Green house mode"	8.5
?H		172,055	508,341	-4.4	5.0	8.0	0.5	90.0	"Green house mode"	8.5
?I		172,067	508,261	-4.0	5.0	8.0	0.5	90.0	"Green house mode"	8.5
?J		172,060	508,337	-4.4	5.0	8.0	0.5	90.0	"Green house mode"	8.5
?K		172,072	508,258	-4.0	5.0	8.0	0.5	90.0	"Green house mode"	8.5
?L		172,065	508,335	-4.5	5.0	8.0	0.5	90.0	"Green house mode"	8.5
?M		172,076	508,255	-4.0	5.0	8.0	0.5	90.0	"Green house mode"	8.5
?N		172,068	508,331	-4.4	5.0	8.0	0.5	90.0	"Green house mode"	8.5
?O		172,081	508,252	-4.0	5.0	8.0	0.5	90.0	"Green house mode"	8.5
?P		172,073	508,327	-4.2	5.0	8.0	0.5	90.0	"Green house mode"	8.5
?Q		172,086	508,249	-4.0	5.0	8.0	0.5	90.0	"Green house mode"	8.5
?R		172,060	508,309	-3.9	5.0	8.0	0.5	90.0	"Green house mode"	8.5
?S		172,073	508,229	-4.0	5.0	8.0	0.5	90.0	"Green house mode"	8.5
?T		172,056	508,313	-3.8	5.0	8.0	0.5	90.0	"Green house mode"	8.5
?U		172,067	508,232	-4.0	5.0	8.0	0.5	90.0	"Green house mode"	8.5
?V		172,063	508,235	-4.0	5.0	8.0	0.5	90.0	"Green house mode"	8.5
?W		172,045	508,318	-3.5	5.0	8.0	0.5	90.0	"Green house mode"	8.5
?X		172,058	508,238	-4.0	5.0	8.0	0.5	90.0	"Green house mode"	8.5
?Y		172,041	508,320	-3.4	5.0	8.0	0.5	90.0	"Green house mode"	8.5
?Z		172,054	508,241	-4.0	5.0	8.0	0.5	90.0	"Green house mode"	8.5
?A		172,036	508,323	-3.3	5.0	8.0	0.5	90.0	"Green house mode"	8.5
?B		172,049	508,244	-4.0	5.0	8.0	0.5	90.0	"Green house mode"	8.5
?C		172,031	508,326	-3.3	5.0	8.0	0.5	90.0	"Green house mode"	8.5
?D		172,044	508,248	-4.0	5.0	8.0	0.5	90.0	"Green house mode"	8.5
?E		172,026	508,329	-3.4	5.0	8.0	0.5	90.0	"Green house mode"	8.5
?F		172,025	508,222	-4.0	5.0	8.0	0.5	90.0	"Green house mode"	8.5
?G		172,007	508,300	-4.2	5.0	8.0	0.5	90.0	"Green house mode"	8.5
?H		172,052	508,201	-4.0	5.0	8.0	0.5	90.0	"Green house mode"	8.5
?I		172,013	508,297	-4.1	5.0	8.0	0.5	90.0	"Green house mode"	8.5
?J		172,023	508,292	-4.0	5.0	8.0	0.5	90.0	"Green house mode"	8.5
?K		172,027	508,290	-4.0	5.0	8.0	0.5	90.0	"Green house mode"	8.5
?L		172,032	508,287	-4.0	5.0	8.0	0.5	90.0	"Green house mode"	8.5
?M		172,038	508,285	-4.0	5.0	8.0	0.5	90.0	"Green house mode"	8.5
?N		172,120	508,202	-3.5	5.0	8.0	0.5	90.0	"Green house mode"	8.5
?O		172,126	508,198	-3.6	5.0	8.0	0.5	90.0	"Green house mode"	8.5
?P		172,136	508,214	-3.4	5.0	8.0	0.5	90.0	"Green house mode"	8.5
?Q		172,131	508,218	-3.4	5.0	8.0	0.5	90.0	"Green house mode"	8.5
?R		172,127	508,221	-3.4	5.0	8.0	0.5	90.0	"Green house mode"	8.5
?S		172,122	508,225	-3.5	5.0	8.0	0.5	90.0	"Green house mode"	8.5
?T		172,118	508,228	-3.6	5.0	8.0	0.5	90.0	"Green house mode"	8.5
?U		172,114	508,231	-3.7	5.0	8.0	0.5	90.0	"Green house mode"	8.5
?V		172,110	508,236	-3.8	5.0	8.0	0.5	90.0	"Green house mode"	8.5
?W		172,106	508,239	-3.9	5.0	8.0	0.5	90.0	"Green house mode"	8.5
?X		172,125	508,266	-3.6	5.0	8.0	0.5	90.0	"Green house mode"	8.5
?Y		172,129	508,262	-3.4	5.0	8.0	0.5	90.0	"Green house mode"	8.5
?Z		172,133	508,259	-3.3	5.0	8.0	0.5	90.0	"Green house mode"	8.5

To be continued on next page...

SHADOW - Main Result

Calculation: Slagschaduw_WindplanBlauw_Cumulatie

...continued from previous page

No.	Name	X (east)	Y (north)	Z	Width	Height	Elevation a.g.l.	Slope of window [°]	Direction mode	Eye height (ZVI) a.g.l. [m]
?A		172,137	508,256	-3.1	5.0	8.0	0.5	90.0	"Green house mode"	8.5
?B		172,142	508,253	-3.0	5.0	8.0	0.5	90.0	"Green house mode"	8.5
?C		172,146	508,249	-3.0	5.0	8.0	0.5	90.0	"Green house mode"	8.5
?D		172,150	508,246	-3.1	5.0	8.0	0.5	90.0	"Green house mode"	8.5
?E		172,155	508,242	-3.2	5.0	8.0	0.5	90.0	"Green house mode"	8.5
?F		172,170	508,267	-3.3	5.0	8.0	0.5	90.0	"Green house mode"	8.5
?G		172,164	508,269	-3.4	5.0	8.0	0.5	90.0	"Green house mode"	8.5
?H		172,200	508,363	-4.3	5.0	8.0	0.5	90.0	"Green house mode"	8.5
?I		172,248	508,325	-3.9	5.0	8.0	0.5	90.0	"Green house mode"	8.5
?J		172,265	508,316	-4.0	5.0	8.0	0.5	90.0	"Green house mode"	8.5
?K		172,268	508,362	-3.0	5.0	8.0	0.5	90.0	"Green house mode"	8.5
?L		172,300	508,291	-4.0	5.0	8.0	0.5	90.0	"Green house mode"	8.5
?M		172,287	508,347	-3.1	5.0	8.0	0.5	90.0	"Green house mode"	8.5
?N		172,307	508,287	-4.0	5.0	8.0	0.5	90.0	"Green house mode"	8.5
?O		172,301	508,338	-3.6	5.0	8.0	0.5	90.0	"Green house mode"	8.5
?P		172,326	508,321	-4.0	5.0	8.0	0.5	90.0	"Green house mode"	8.5
?Q		172,494	508,347	-4.0	5.0	8.0	0.5	90.0	"Green house mode"	8.5
?R		172,471	508,265	-3.2	5.0	8.0	0.5	90.0	"Green house mode"	8.5
?S		172,502	508,356	-4.0	5.0	8.0	0.5	90.0	"Green house mode"	8.5
?T		172,476	508,274	-3.5	5.0	8.0	0.5	90.0	"Green house mode"	8.5
?U		172,506	508,364	-4.0	5.0	8.0	0.5	90.0	"Green house mode"	8.5
?V		172,479	508,279	-3.6	5.0	8.0	0.5	90.0	"Green house mode"	8.5
?W		172,486	508,288	-3.8	5.0	8.0	0.5	90.0	"Green house mode"	8.5
?X		172,516	508,380	-4.0	5.0	8.0	0.5	90.0	"Green house mode"	8.5
?Y		172,488	508,293	-3.8	5.0	8.0	0.5	90.0	"Green house mode"	8.5
?Z		172,524	508,390	-4.0	5.0	8.0	0.5	90.0	"Green house mode"	8.5
?A		172,494	508,304	-3.8	5.0	8.0	0.5	90.0	"Green house mode"	8.5
?B		172,497	508,308	-3.8	5.0	8.0	0.5	90.0	"Green house mode"	8.5
?C		172,535	508,406	-4.0	5.0	8.0	0.5	90.0	"Green house mode"	8.5
?D		172,511	508,326	-4.0	5.0	8.0	0.5	90.0	"Green house mode"	8.5
?E		172,539	508,413	-4.0	5.0	8.0	0.5	90.0	"Green house mode"	8.5
?F		172,513	508,332	-4.0	5.0	8.0	0.5	90.0	"Green house mode"	8.5
?G		172,545	508,423	-4.0	5.0	8.0	0.5	90.0	"Green house mode"	8.5
?H		172,204	508,263	-3.7	5.0	8.0	0.5	90.0	"Green house mode"	8.5
?I		172,224	508,347	-3.8	5.0	8.0	0.5	90.0	"Green house mode"	8.5
?J		172,201	508,312	-4.0	5.0	8.0	0.5	90.0	"Green house mode"	8.5
?K		172,201	508,259	-3.6	5.0	8.0	0.5	90.0	"Green house mode"	8.5
?L		172,185	508,296	-4.0	5.0	8.0	0.5	90.0	"Green house mode"	8.5
?M		172,195	508,250	-3.7	5.0	8.0	0.5	90.0	"Green house mode"	8.5
?N		172,101	508,173	-3.0	5.0	8.0	0.5	90.0	"Green house mode"	8.5
?O		172,192	508,245	-3.8	5.0	8.0	0.5	90.0	"Green house mode"	8.5
?P		172,086	508,144	-3.0	5.0	8.0	0.5	90.0	"Green house mode"	8.5
?Q		172,182	508,230	-4.0	5.0	8.0	0.5	90.0	"Green house mode"	8.5
?R		172,178	508,225	-4.0	5.0	8.0	0.5	90.0	"Green house mode"	8.5
?S		172,172	508,216	-4.2	5.0	8.0	0.5	90.0	"Green house mode"	8.5
?T		172,159	508,197	-4.4	5.0	8.0	0.5	90.0	"Green house mode"	8.5
?U		172,160	508,272	-3.5	5.0	8.0	0.5	90.0	"Green house mode"	8.5
?V		172,155	508,274	-3.5	5.0	8.0	0.5	90.0	"Green house mode"	8.5
?W		172,151	508,276	-3.6	5.0	8.0	0.5	90.0	"Green house mode"	8.5
?X		172,147	508,280	-3.7	5.0	8.0	0.5	90.0	"Green house mode"	8.5
?Y		172,141	508,283	-3.8	5.0	8.0	0.5	90.0	"Green house mode"	8.5
?Z		172,136	508,285	-3.9	5.0	8.0	0.5	90.0	"Green house mode"	8.5
?A		172,157	508,310	-4.0	5.0	8.0	0.5	90.0	"Green house mode"	8.5
?B		172,120	508,764	-4.6	5.0	8.0	0.5	90.0	"Green house mode"	8.5
?C		172,114	508,761	-4.7	5.0	8.0	0.5	90.0	"Green house mode"	8.5
?D		172,067	508,727	-4.9	5.0	8.0	0.5	90.0	"Green house mode"	8.5
?E		172,062	508,724	-5.1	5.0	8.0	0.5	90.0	"Green house mode"	8.5
?F		172,056	508,720	-5.2	5.0	8.0	0.5	90.0	"Green house mode"	8.5
?G		172,051	508,717	-5.3	5.0	8.0	0.5	90.0	"Green house mode"	8.5
?H		172,045	508,714	-5.4	5.0	8.0	0.5	90.0	"Green house mode"	8.5
?I		172,062	508,689	-5.0	5.0	8.0	0.5	90.0	"Green house mode"	8.5
?J		172,065	508,684	-5.0	5.0	8.0	0.5	90.0	"Green house mode"	8.5
?K		172,069	508,680	-4.9	5.0	8.0	0.5	90.0	"Green house mode"	8.5
?L		172,072	508,674	-4.9	5.0	8.0	0.5	90.0	"Green house mode"	8.5
?M		172,150	508,182	-4.2	5.0	8.0	0.5	90.0	"Green house mode"	8.5

To be continued on next page...

SHADOW - Main Result

Calculation: Slagschaduw_WindplanBlauw_Cumulatie

...continued from previous page

No.	Name	X (east)	Y (north)	Z	Width	Height	Elevation a.g.l.	Slope of window [°]	Direction mode	Eye height (ZVI) a.g.l. [m]
?N		172,146	508,178	-4.1	5.0	8.0	0.5	90.0	"Green house mode"	8.5
?O		172,124	509,111	-3.2	5.0	8.0	0.5	90.0	"Green house mode"	8.5
?P		172,218	509,312	-2.2	5.0	8.0	0.5	90.0	"Green house mode"	8.5
?Q		172,703	508,682	-3.0	5.0	8.0	0.5	90.0	"Green house mode"	8.5
?R		172,684	508,831	-3.8	5.0	8.0	0.5	90.0	"Green house mode"	8.5
?S		172,690	509,086	-1.2	5.0	8.0	0.5	90.0	"Green house mode"	8.5
?T		172,650	509,076	-2.8	5.0	8.0	0.5	90.0	"Green house mode"	8.5
?U		172,039	509,584	-3.7	5.0	8.0	0.5	90.0	"Green house mode"	8.5
?V		172,240	508,256	-4.6	5.0	8.0	0.5	90.0	"Green house mode"	8.5
?W		172,286	508,156	-3.7	5.0	8.0	0.5	90.0	"Green house mode"	8.5
?X		172,283	508,150	-3.6	5.0	8.0	0.5	90.0	"Green house mode"	8.5
?Y		172,279	508,144	-3.6	5.0	8.0	0.5	90.0	"Green house mode"	8.5
?Z		172,268	508,140	-3.7	5.0	8.0	0.5	90.0	"Green house mode"	8.5
?A		172,260	508,139	-3.9	5.0	8.0	0.5	90.0	"Green house mode"	8.5
?B		172,235	508,134	-4.5	5.0	8.0	0.5	90.0	"Green house mode"	8.5
?C		172,230	508,132	-4.7	5.0	8.0	0.5	90.0	"Green house mode"	8.5
?D		172,224	508,131	-4.8	5.0	8.0	0.5	90.0	"Green house mode"	8.5
?E		172,217	508,131	-5.0	5.0	8.0	0.5	90.0	"Green house mode"	8.5
?F		172,207	508,135	-4.7	5.0	8.0	0.5	90.0	"Green house mode"	8.5
?G		172,201	508,138	-4.6	5.0	8.0	0.5	90.0	"Green house mode"	8.5
?H		172,196	508,141	-4.6	5.0	8.0	0.5	90.0	"Green house mode"	8.5
?I		172,244	508,287	-4.1	5.0	8.0	0.5	90.0	"Green house mode"	8.5
?J		172,245	508,253	-4.8	5.0	8.0	0.5	90.0	"Green house mode"	8.5
?K		172,261	508,275	-4.4	5.0	8.0	0.5	90.0	"Green house mode"	8.5
?L		172,265	508,240	-4.9	5.0	8.0	0.5	90.0	"Green house mode"	8.5
?M		172,281	508,261	-4.3	5.0	8.0	0.5	90.0	"Green house mode"	8.5
?N		172,270	508,236	-4.9	5.0	8.0	0.5	90.0	"Green house mode"	8.5
?O		172,285	508,257	-4.2	5.0	8.0	0.5	90.0	"Green house mode"	8.5
?P		172,279	508,231	-4.9	5.0	8.0	0.5	90.0	"Green house mode"	8.5
?Q		172,297	508,250	-4.4	5.0	8.0	0.5	90.0	"Green house mode"	8.5
?R		172,283	508,227	-5.0	5.0	8.0	0.5	90.0	"Green house mode"	8.5
?S		172,304	508,245	-4.6	5.0	8.0	0.5	90.0	"Green house mode"	8.5
?T		172,293	508,221	-4.8	5.0	8.0	0.5	90.0	"Green house mode"	8.5
?U		172,316	508,238	-4.9	5.0	8.0	0.5	90.0	"Green house mode"	8.5
?V		172,298	508,216	-4.6	5.0	8.0	0.5	90.0	"Green house mode"	8.5
?W		172,321	508,234	-5.0	5.0	8.0	0.5	90.0	"Green house mode"	8.5
?X		172,307	508,211	-4.5	5.0	8.0	0.5	90.0	"Green house mode"	8.5
?Y		172,333	508,227	-5.0	5.0	8.0	0.5	90.0	"Green house mode"	8.5
?Z		172,312	508,207	-4.3	5.0	8.0	0.5	90.0	"Green house mode"	8.5
?A		172,339	508,222	-4.8	5.0	8.0	0.5	90.0	"Green house mode"	8.5
?B		172,322	508,201	-4.1	5.0	8.0	0.5	90.0	"Green house mode"	8.5
?C		172,351	508,214	-4.6	5.0	8.0	0.5	90.0	"Green house mode"	8.5
?D		172,369	508,202	-4.2	5.0	8.0	0.5	90.0	"Green house mode"	8.5
?E		172,373	508,199	-4.1	5.0	8.0	0.5	90.0	"Green house mode"	8.5
?F		172,386	508,191	-4.0	5.0	8.0	0.5	90.0	"Green house mode"	8.5
?G		172,392	508,187	-4.0	5.0	8.0	0.5	90.0	"Green house mode"	8.5
?H		171,961	508,705	-5.8	5.0	8.0	0.5	90.0	"Green house mode"	8.5
?I		172,086	508,740	-4.8	5.0	8.0	0.5	90.0	"Green house mode"	8.5
?J		172,099	508,725	-4.2	5.0	8.0	0.5	90.0	"Green house mode"	8.5
?K		172,537	508,602	-2.6	5.0	8.0	0.5	90.0	"Green house mode"	8.5
?L		172,381	509,010	-2.7	5.0	8.0	0.5	90.0	"Green house mode"	8.5
?M		171,812	508,844	-2.7	5.0	8.0	0.5	90.0	"Green house mode"	8.5
?N		172,504	508,733	-2.6	5.0	8.0	0.5	90.0	"Green house mode"	8.5
?O		172,469	508,747	-3.1	5.0	8.0	0.5	90.0	"Green house mode"	8.5
?P		172,517	508,747	-2.8	5.0	8.0	0.5	90.0	"Green house mode"	8.5
?Q		172,472	508,752	-3.0	5.0	8.0	0.5	90.0	"Green house mode"	8.5
?R		172,475	508,757	-3.0	5.0	8.0	0.5	90.0	"Green house mode"	8.5
?S		172,479	508,762	-3.0	5.0	8.0	0.5	90.0	"Green house mode"	8.5
?T		172,480	508,769	-3.0	5.0	8.0	0.5	90.0	"Green house mode"	8.5
?U		172,485	508,775	-3.0	5.0	8.0	0.5	90.0	"Green house mode"	8.5
?V		171,988	509,149	-3.0	5.0	8.0	0.5	90.0	"Green house mode"	8.5
?W		171,992	509,143	-2.9	5.0	8.0	0.5	90.0	"Green house mode"	8.5
?X		171,996	509,137	-2.9	5.0	8.0	0.5	90.0	"Green house mode"	8.5
?Y		172,002	509,130	-2.9	5.0	8.0	0.5	90.0	"Green house mode"	8.5
?Z		172,004	509,124	-3.0	5.0	8.0	0.5	90.0	"Green house mode"	8.5

To be continued on next page...

SHADOW - Main Result

Calculation: Slagschaduw_WindplanBlauw_Cumulatie

...continued from previous page

No.	Name	X (east)	Y (north)	Z	Width	Height	Elevation a.g.l.	Slope of window [°]	Direction mode	Eye height (ZVI) a.g.l. [m]
?A		172,008	509,117	-3.0	5.0	8.0	0.5	90.0	"Green house mode"	8.5
?B		172,416	509,209	-2.7	5.0	8.0	0.5	90.0	"Green house mode"	8.5
?C		172,421	509,212	-2.7	5.0	8.0	0.5	90.0	"Green house mode"	8.5
?D		172,429	509,212	-2.8	5.0	8.0	0.5	90.0	"Green house mode"	8.5
?E		172,434	509,215	-2.9	5.0	8.0	0.5	90.0	"Green house mode"	8.5
?F		172,438	509,218	-2.9	5.0	8.0	0.5	90.0	"Green house mode"	8.5
?G		172,444	509,221	-2.9	5.0	8.0	0.5	90.0	"Green house mode"	8.5
?H		172,446	509,228	-2.7	5.0	8.0	0.5	90.0	"Green house mode"	8.5
?I		172,455	509,260	-2.4	5.0	8.0	0.5	90.0	"Green house mode"	8.5
?J		172,451	509,231	-2.7	5.0	8.0	0.5	90.0	"Green house mode"	8.5
?K		172,461	509,264	-2.6	5.0	8.0	0.5	90.0	"Green house mode"	8.5
?L		172,457	509,235	-2.7	5.0	8.0	0.5	90.0	"Green house mode"	8.5
?M		172,472	509,270	-2.9	5.0	8.0	0.5	90.0	"Green house mode"	8.5
?N		172,480	509,251	-3.0	5.0	8.0	0.5	90.0	"Green house mode"	8.5
?O		172,478	509,273	-3.0	5.0	8.0	0.5	90.0	"Green house mode"	8.5
?P		172,495	509,251	-3.0	5.0	8.0	0.5	90.0	"Green house mode"	8.5
?Q		172,494	509,278	-3.4	5.0	8.0	0.5	90.0	"Green house mode"	8.5
?R		172,505	509,251	-3.1	5.0	8.0	0.5	90.0	"Green house mode"	8.5
?S		172,503	509,277	-3.6	5.0	8.0	0.5	90.0	"Green house mode"	8.5
?T		172,516	509,248	-3.0	5.0	8.0	0.5	90.0	"Green house mode"	8.5
?U		172,512	509,276	-3.8	5.0	8.0	0.5	90.0	"Green house mode"	8.5
?V		172,527	509,247	-3.0	5.0	8.0	0.5	90.0	"Green house mode"	8.5
?W		172,537	509,246	-3.0	5.0	8.0	0.5	90.0	"Green house mode"	8.5
?X		172,529	509,275	-3.5	5.0	8.0	0.5	90.0	"Green house mode"	8.5
?Y		172,562	509,244	-2.6	5.0	8.0	0.5	90.0	"Green house mode"	8.5
?Z		172,539	509,273	-3.3	5.0	8.0	0.5	90.0	"Green house mode"	8.5
?A		172,574	509,244	-2.3	5.0	8.0	0.5	90.0	"Green house mode"	8.5
?B		172,550	509,274	-3.1	5.0	8.0	0.5	90.0	"Green house mode"	8.5
?C		172,586	509,241	-1.9	5.0	8.0	0.5	90.0	"Green house mode"	8.5
?D		172,563	509,273	-2.7	5.0	8.0	0.5	90.0	"Green house mode"	8.5
?E		172,591	509,231	-1.4	5.0	8.0	0.5	90.0	"Green house mode"	8.5
?F		172,596	509,222	-1.0	5.0	8.0	0.5	90.0	"Green house mode"	8.5
?G		172,572	509,142	-2.7	5.0	8.0	0.5	90.0	"Green house mode"	8.5
?H		172,596	509,212	-0.9	5.0	8.0	0.5	90.0	"Green house mode"	8.5
?I		172,558	509,128	-2.9	5.0	8.0	0.5	90.0	"Green house mode"	8.5
?J		172,596	509,201	-0.9	5.0	8.0	0.5	90.0	"Green house mode"	8.5
?K		172,594	509,191	-1.0	5.0	8.0	0.5	90.0	"Green house mode"	8.5
?L		172,325	508,273	-4.5	5.0	8.0	0.5	90.0	"Green house mode"	8.5
?M		172,344	508,310	-4.0	5.0	8.0	0.5	90.0	"Green house mode"	8.5
?N		172,336	508,267	-4.7	5.0	8.0	0.5	90.0	"Green house mode"	8.5
?O		172,358	508,299	-4.0	5.0	8.0	0.5	90.0	"Green house mode"	8.5
?P		172,342	508,263	-4.9	5.0	8.0	0.5	90.0	"Green house mode"	8.5
?Q		172,373	508,288	-4.0	5.0	8.0	0.5	90.0	"Green house mode"	8.5
?R		172,360	508,252	-5.0	5.0	8.0	0.5	90.0	"Green house mode"	8.5
?S		172,352	508,256	-5.0	5.0	8.0	0.5	90.0	"Green house mode"	8.5
?T		172,401	508,271	-4.1	5.0	8.0	0.5	90.0	"Green house mode"	8.5
?U		172,411	508,291	-4.0	5.0	8.0	0.5	90.0	"Green house mode"	8.5
?V		172,521	508,340	-3.9	5.0	8.0	0.5	90.0	"Green house mode"	8.5
?W		172,550	508,429	-4.0	5.0	8.0	0.5	90.0	"Green house mode"	8.5
?X		172,524	508,345	-3.8	5.0	8.0	0.5	90.0	"Green house mode"	8.5
?Y		172,530	508,354	-3.7	5.0	8.0	0.5	90.0	"Green house mode"	8.5
?Z		172,533	508,359	-3.7	5.0	8.0	0.5	90.0	"Green house mode"	8.5
?A		172,540	508,368	-3.7	5.0	8.0	0.5	90.0	"Green house mode"	8.5
?B		172,549	508,382	-4.0	5.0	8.0	0.5	90.0	"Green house mode"	8.5
?C		172,552	508,387	-4.0	5.0	8.0	0.5	90.0	"Green house mode"	8.5
?D		172,558	508,396	-4.0	5.0	8.0	0.5	90.0	"Green house mode"	8.5
?E		172,563	508,400	-4.0	5.0	8.0	0.5	90.0	"Green house mode"	8.5
?F		172,568	508,410	-4.0	5.0	8.0	0.5	90.0	"Green house mode"	8.5
?G		172,572	508,415	-4.0	5.0	8.0	0.5	90.0	"Green house mode"	8.5
?H		172,147	509,003	-4.9	5.0	8.0	0.5	90.0	"Green house mode"	8.5
?I		172,177	508,953	-4.5	5.0	8.0	0.5	90.0	"Green house mode"	8.5
?J		172,153	509,006	-4.8	5.0	8.0	0.5	90.0	"Green house mode"	8.5
?K		172,182	508,957	-4.4	5.0	8.0	0.5	90.0	"Green house mode"	8.5
?L		172,158	509,008	-4.7	5.0	8.0	0.5	90.0	"Green house mode"	8.5
?M		172,188	508,961	-4.2	5.0	8.0	0.5	90.0	"Green house mode"	8.5

To be continued on next page...

SHADOW - Main Result

Calculation: Slagschaduw_WindplanBlauw_Cumulatie

...continued from previous page

No.	Name	X (east)	Y (north)	Z	Width	Height	Elevation a.g.l.	Slope of window [°]	Direction mode	Eye height (ZVI) a.g.l. [m]
	?N	172,164	509,010	-4.7	5.0	8.0	0.5	90.0	"Green house mode"	8.5
	?O	172,195	508,965	-4.0	5.0	8.0	0.5	90.0	"Green house mode"	8.5
	?P	172,208	509,054	-4.0	5.0	8.0	0.5	90.0	"Green house mode"	8.5
	?Q	172,201	508,967	-3.7	5.0	8.0	0.5	90.0	"Green house mode"	8.5
	?R	172,214	509,057	-4.0	5.0	8.0	0.5	90.0	"Green house mode"	8.5
	?S	172,236	509,008	-3.3	5.0	8.0	0.5	90.0	"Green house mode"	8.5
	?T	172,219	509,059	-3.9	5.0	8.0	0.5	90.0	"Green house mode"	8.5
	?U	172,243	509,010	-3.3	5.0	8.0	0.5	90.0	"Green house mode"	8.5
	?V	172,225	509,062	-3.7	5.0	8.0	0.5	90.0	"Green house mode"	8.5
	?W	172,250	509,014	-3.4	5.0	8.0	0.5	90.0	"Green house mode"	8.5
	?X	172,270	509,106	-2.3	5.0	8.0	0.5	90.0	"Green house mode"	8.5
	?Y	172,254	509,020	-3.6	5.0	8.0	0.5	90.0	"Green house mode"	8.5
	?Z	172,276	509,108	-2.3	5.0	8.0	0.5	90.0	"Green house mode"	8.5
	?A	172,261	509,024	-3.6	5.0	8.0	0.5	90.0	"Green house mode"	8.5
	?B	172,281	509,110	-2.4	5.0	8.0	0.5	90.0	"Green house mode"	8.5
	?C	172,140	508,169	-4.0	5.0	8.0	0.5	90.0	"Green house mode"	8.5
	?D	172,137	508,164	-3.8	5.0	8.0	0.5	90.0	"Green house mode"	8.5
	?E	172,132	508,155	-3.5	5.0	8.0	0.5	90.0	"Green house mode"	8.5
	?F	172,128	508,150	-3.3	5.0	8.0	0.5	90.0	"Green house mode"	8.5
	?G	172,113	508,128	-3.0	5.0	8.0	0.5	90.0	"Green house mode"	8.5
	?H	172,110	508,123	-3.0	5.0	8.0	0.5	90.0	"Green house mode"	8.5
	?I	172,196	509,425	-2.7	5.0	8.0	0.5	90.0	"Green house mode"	8.5
	?J	172,217	509,457	-3.0	5.0	8.0	0.5	90.0	"Green house mode"	8.5
	?K	172,209	509,416	-3.0	5.0	8.0	0.5	90.0	"Green house mode"	8.5
	?L	172,222	509,454	-3.0	5.0	8.0	0.5	90.0	"Green house mode"	8.5
	?M	172,362	508,548	-4.3	5.0	8.0	0.5	90.0	"Green house mode"	8.5
	?N	172,349	508,522	-4.0	5.0	8.0	0.5	90.0	"Green house mode"	8.5
	?O	172,368	508,544	-4.2	5.0	8.0	0.5	90.0	"Green house mode"	8.5
	?P	172,381	509,310	-2.0	5.0	8.0	0.5	90.0	"Green house mode"	8.5
	?Q	172,384	509,312	-2.0	5.0	8.0	0.5	90.0	"Green house mode"	8.5
	?R	172,389	509,314	-2.0	5.0	8.0	0.5	90.0	"Green house mode"	8.5
	?S	172,392	509,317	-2.0	5.0	8.0	0.5	90.0	"Green house mode"	8.5
	?T	172,394	509,319	-2.0	5.0	8.0	0.5	90.0	"Green house mode"	8.5
	?U	172,397	509,320	-2.0	5.0	8.0	0.5	90.0	"Green house mode"	8.5
	?V	172,383	509,305	-2.1	5.0	8.0	0.5	90.0	"Green house mode"	8.5
	?W	172,387	509,308	-2.0	5.0	8.0	0.5	90.0	"Green house mode"	8.5
	?X	172,390	509,310	-2.0	5.0	8.0	0.5	90.0	"Green house mode"	8.5
	?Y	172,394	509,312	-2.0	5.0	8.0	0.5	90.0	"Green house mode"	8.5
	?Z	172,396	509,314	-2.0	5.0	8.0	0.5	90.0	"Green house mode"	8.5
	?A	172,400	509,316	-2.0	5.0	8.0	0.5	90.0	"Green house mode"	8.5
	?B	172,385	509,301	-2.1	5.0	8.0	0.5	90.0	"Green house mode"	8.5
	?C	172,390	509,304	-2.1	5.0	8.0	0.5	90.0	"Green house mode"	8.5
	?D	172,393	509,307	-2.0	5.0	8.0	0.5	90.0	"Green house mode"	8.5
	?E	172,396	509,309	-2.0	5.0	8.0	0.5	90.0	"Green house mode"	8.5
	?F	172,399	509,311	-2.0	5.0	8.0	0.5	90.0	"Green house mode"	8.5
	?G	172,386	509,296	-2.2	5.0	8.0	0.5	90.0	"Green house mode"	8.5
	?H	172,389	509,299	-2.1	5.0	8.0	0.5	90.0	"Green house mode"	8.5
	?I	172,392	509,301	-2.1	5.0	8.0	0.5	90.0	"Green house mode"	8.5
	?J	172,395	509,302	-2.0	5.0	8.0	0.5	90.0	"Green house mode"	8.5
	?K	172,398	509,305	-2.0	5.0	8.0	0.5	90.0	"Green house mode"	8.5
	?L	172,402	509,308	-2.0	5.0	8.0	0.5	90.0	"Green house mode"	8.5
	?M	172,388	509,291	-2.2	5.0	8.0	0.5	90.0	"Green house mode"	8.5
	?N	172,393	509,295	-2.1	5.0	8.0	0.5	90.0	"Green house mode"	8.5
	?O	172,397	509,298	-2.0	5.0	8.0	0.5	90.0	"Green house mode"	8.5
	?P	172,400	509,301	-2.0	5.0	8.0	0.5	90.0	"Green house mode"	8.5
	?Q	172,402	509,302	-2.0	5.0	8.0	0.5	90.0	"Green house mode"	8.5
	?R	172,405	509,304	-2.0	5.0	8.0	0.5	90.0	"Green house mode"	8.5
	?S	172,389	509,287	-2.2	5.0	8.0	0.5	90.0	"Green house mode"	8.5
	?T	172,393	509,290	-2.1	5.0	8.0	0.5	90.0	"Green house mode"	8.5
	?U	172,397	509,292	-2.1	5.0	8.0	0.5	90.0	"Green house mode"	8.5
	?V	172,401	509,294	-2.0	5.0	8.0	0.5	90.0	"Green house mode"	8.5
	?W	172,403	509,296	-2.0	5.0	8.0	0.5	90.0	"Green house mode"	8.5
	?X	172,430	508,202	-3.3	5.0	8.0	0.5	90.0	"Green house mode"	8.5
	?Y	172,426	508,195	-3.4	5.0	8.0	0.5	90.0	"Green house mode"	8.5
	?Z	172,415	508,183	-3.5	5.0	8.0	0.5	90.0	"Green house mode"	8.5

To be continued on next page...

SHADOW - Main Result

Calculation: Slagschaduw_WindplanBlauw_Cumulatie

...continued from previous page

No.	Name	X (east)	Y (north)	Z	Width	Height	Elevation a.g.l.	Slope of window [°]	Direction mode	Eye height (ZVI) a.g.l. [m]
• A		172,411	508,177	-3.7	5.0	8.0	0.5	90.0	"Green house mode"	8.5
• B		172,395	508,151	-3.6	5.0	8.0	0.5	90.0	"Green house mode"	8.5
• C		172,388	508,140	-3.6	5.0	8.0	0.5	90.0	"Green house mode"	8.5
• D		172,385	508,135	-3.5	5.0	8.0	0.5	90.0	"Green house mode"	8.5
• E		172,378	508,125	-3.7	5.0	8.0	0.5	90.0	"Green house mode"	8.5
• F		172,375	508,120	-3.8	5.0	8.0	0.5	90.0	"Green house mode"	8.5
• G		172,369	508,110	-4.0	5.0	8.0	0.5	90.0	"Green house mode"	8.5
• H		172,365	508,105	-3.9	5.0	8.0	0.5	90.0	"Green house mode"	8.5
• I		172,358	508,096	-3.7	5.0	8.0	0.5	90.0	"Green house mode"	8.5
• J		172,355	508,517	-4.0	5.0	8.0	0.5	90.0	"Green house mode"	8.5
• K		172,376	508,539	-4.0	5.0	8.0	0.5	90.0	"Green house mode"	8.5
• L		172,363	508,512	-4.0	5.0	8.0	0.5	90.0	"Green house mode"	8.5
• M		172,382	508,535	-4.0	5.0	8.0	0.5	90.0	"Green house mode"	8.5
• N		172,370	508,508	-4.0	5.0	8.0	0.5	90.0	"Green house mode"	8.5
• O		172,776	508,495	-2.6	5.0	8.0	0.5	90.0	"Green house mode"	8.5
• P		172,555	508,496	-5.0	5.0	8.0	0.5	90.0	"Green house mode"	8.5
• Q		172,559	508,492	-4.9	5.0	8.0	0.5	90.0	"Green house mode"	8.5
• R		172,571	508,485	-4.9	5.0	8.0	0.5	90.0	"Green house mode"	8.5
• S		172,575	508,481	-4.9	5.0	8.0	0.5	90.0	"Green house mode"	8.5
• T		172,586	508,473	-5.0	5.0	8.0	0.5	90.0	"Green house mode"	8.5
• U		172,591	508,469	-5.0	5.0	8.0	0.5	90.0	"Green house mode"	8.5
• V		172,602	508,462	-4.9	5.0	8.0	0.5	90.0	"Green house mode"	8.5
• W		172,607	508,458	-4.8	5.0	8.0	0.5	90.0	"Green house mode"	8.5
• X		172,589	508,432	-4.5	5.0	8.0	0.5	90.0	"Green house mode"	8.5
• Y		171,945	509,134	-3.8	5.0	8.0	0.5	90.0	"Green house mode"	8.5
• Z		171,938	509,096	-3.0	5.0	8.0	0.5	90.0	"Green house mode"	8.5
?A		171,949	509,129	-3.4	5.0	8.0	0.5	90.0	"Green house mode"	8.5
?B		171,944	509,092	-3.0	5.0	8.0	0.5	90.0	"Green house mode"	8.5
?C		171,951	509,124	-3.1	5.0	8.0	0.5	90.0	"Green house mode"	8.5
?D		171,945	509,086	-3.0	5.0	8.0	0.5	90.0	"Green house mode"	8.5
?E		171,955	509,118	-3.0	5.0	8.0	0.5	90.0	"Green house mode"	8.5
?F		171,948	509,081	-3.0	5.0	8.0	0.5	90.0	"Green house mode"	8.5
?G		171,959	509,114	-3.0	5.0	8.0	0.5	90.0	"Green house mode"	8.5
?H		171,953	509,077	-3.0	5.0	8.0	0.5	90.0	"Green house mode"	8.5
?I		171,961	509,108	-3.0	5.0	8.0	0.5	90.0	"Green house mode"	8.5
?J		171,956	509,071	-3.0	5.0	8.0	0.5	90.0	"Green house mode"	8.5
?K		172,469	509,174	-3.0	5.0	8.0	0.5	90.0	"Green house mode"	8.5
?L		172,355	508,090	-3.7	5.0	8.0	0.5	90.0	"Green house mode"	8.5
?M		172,348	508,080	-3.5	5.0	8.0	0.5	90.0	"Green house mode"	8.5
?N		172,345	508,075	-3.4	5.0	8.0	0.5	90.0	"Green house mode"	8.5
?O		172,336	508,064	-3.1	5.0	8.0	0.5	90.0	"Green house mode"	8.5
?P		172,332	508,061	-3.0	5.0	8.0	0.5	90.0	"Green house mode"	8.5
?Q		172,318	508,056	-3.5	5.0	8.0	0.5	90.0	"Green house mode"	8.5
?R		172,311	508,055	-3.8	5.0	8.0	0.5	90.0	"Green house mode"	8.5
?S		172,299	508,053	-4.4	5.0	8.0	0.5	90.0	"Green house mode"	8.5
?T		172,280	508,049	-4.5	5.0	8.0	0.5	90.0	"Green house mode"	8.5
?U		172,274	508,049	-4.4	5.0	8.0	0.5	90.0	"Green house mode"	8.5
?V		172,250	508,044	-3.9	5.0	8.0	0.5	90.0	"Green house mode"	8.5
?W		172,244	508,042	-3.7	5.0	8.0	0.5	90.0	"Green house mode"	8.5
?X		172,230	508,039	-3.4	5.0	8.0	0.5	90.0	"Green house mode"	8.5
?Y		172,224	508,038	-3.3	5.0	8.0	0.5	90.0	"Green house mode"	8.5
?Z		172,209	508,035	-2.9	5.0	8.0	0.5	90.0	"Green house mode"	8.5
?A		172,203	508,034	-2.8	5.0	8.0	0.5	90.0	"Green house mode"	8.5
?B		172,183	508,041	-2.1	5.0	8.0	0.5	90.0	"Green house mode"	8.5
?C		172,163	508,054	-2.2	5.0	8.0	0.5	90.0	"Green house mode"	8.5
?D		172,147	508,064	-1.9	5.0	8.0	0.5	90.0	"Green house mode"	8.5
?E		172,115	508,085	-2.0	5.0	8.0	0.5	90.0	"Green house mode"	8.5
?F		172,098	508,098	-2.5	5.0	8.0	0.5	90.0	"Green house mode"	8.5
?G		172,067	508,120	-2.5	5.0	8.0	0.5	90.0	"Green house mode"	8.5
?H		172,032	508,142	-3.2	5.0	8.0	0.5	90.0	"Green house mode"	8.5
?I		172,010	508,155	-2.7	5.0	8.0	0.5	90.0	"Green house mode"	8.5
?J		172,392	508,624	-5.0	5.0	8.0	0.5	90.0	"Green house mode"	8.5
?K		172,400	508,668	-4.0	5.0	8.0	0.5	90.0	"Green house mode"	8.5
?L		172,381	508,610	-5.0	5.0	8.0	0.5	90.0	"Green house mode"	8.5
?M		172,415	508,611	-4.9	5.0	8.0	0.5	90.0	"Green house mode"	8.5

To be continued on next page...

SHADOW - Main Result

Calculation: Slagschaduw_WindplanBlauw_Cumulatie

...continued from previous page

No.	Name	X (east)	Y (north)	Z	Width	Height	Elevation a.g.l.	Slope of window [°]	Direction mode	Eye height (ZVI) a.g.l. [m]
	?N	172,434	508,652	-4.1	5.0	8.0	0.5	90.0	"Green house mode"	8.5
	?O	172,407	508,596	-4.9	5.0	8.0	0.5	90.0	"Green house mode"	8.5
	?P	172,402	508,674	-4.0	5.0	8.0	0.5	90.0	"Green house mode"	8.5
	?Q	172,414	508,684	-4.2	5.0	8.0	0.5	90.0	"Green house mode"	8.5
	?R	172,455	508,686	-4.5	5.0	8.0	0.5	90.0	"Green house mode"	8.5
	?S	172,417	508,688	-4.3	5.0	8.0	0.5	90.0	"Green house mode"	8.5
	?T	172,468	508,699	-4.1	5.0	8.0	0.5	90.0	"Green house mode"	8.5
	?U	172,423	508,702	-4.3	5.0	8.0	0.5	90.0	"Green house mode"	8.5
	?V	172,489	508,720	-2.8	5.0	8.0	0.5	90.0	"Green house mode"	8.5
	?W	172,581	508,438	-4.5	5.0	8.0	0.5	90.0	"Green house mode"	8.5
	?X	172,571	508,442	-4.4	5.0	8.0	0.5	90.0	"Green house mode"	8.5
	?Y	172,565	508,447	-4.3	5.0	8.0	0.5	90.0	"Green house mode"	8.5
	?Z	172,556	508,452	-4.2	5.0	8.0	0.5	90.0	"Green house mode"	8.5
	A	172,549	508,457	-4.4	5.0	8.0	0.5	90.0	"Green house mode"	8.5
	B	172,541	508,464	-4.6	5.0	8.0	0.5	90.0	"Green house mode"	8.5
	C	172,533	508,470	-4.8	5.0	8.0	0.5	90.0	"Green house mode"	8.5
	D	172,275	508,684	-3.6	5.0	8.0	0.5	90.0	"Green house mode"	8.5
	E	172,272	508,678	-3.7	5.0	8.0	0.5	90.0	"Green house mode"	8.5
	F	172,261	508,666	-4.0	5.0	8.0	0.5	90.0	"Green house mode"	8.5
	G	172,256	508,664	-4.0	5.0	8.0	0.5	90.0	"Green house mode"	8.5
	H	172,241	508,659	-4.3	5.0	8.0	0.5	90.0	"Green house mode"	8.5
	I	172,217	508,660	-5.0	5.0	8.0	0.5	90.0	"Green house mode"	8.5
	J	172,212	508,662	-4.9	5.0	8.0	0.5	90.0	"Green house mode"	8.5
	K	172,198	508,671	-4.8	5.0	8.0	0.5	90.0	"Green house mode"	8.5
	L	172,194	508,675	-4.8	5.0	8.0	0.5	90.0	"Green house mode"	8.5
	M	172,153	508,652	-5.7	5.0	8.0	0.5	90.0	"Green house mode"	8.5
	N	172,135	508,632	-6.0	5.0	8.0	0.5	90.0	"Green house mode"	8.5
	O	172,987	508,612	-3.6	5.0	8.0	0.5	90.0	"Green house mode"	8.5
	P	172,666	508,415	-4.9	5.0	8.0	0.5	90.0	"Green house mode"	8.5
	Q	172,640	508,362	-3.2	5.0	8.0	0.5	90.0	"Green house mode"	8.5
	R	172,651	508,377	-3.5	5.0	8.0	0.5	90.0	"Green house mode"	8.5
	S	172,615	508,341	-3.0	5.0	8.0	0.5	90.0	"Green house mode"	8.5
	T	172,581	508,195	-2.8	5.0	8.0	0.5	90.0	"Green house mode"	8.5
	U	171,959	508,543	-4.2	5.0	8.0	0.5	90.0	"Green house mode"	8.5
	V	171,963	508,538	-4.1	5.0	8.0	0.5	90.0	"Green house mode"	8.5
	W	171,969	508,528	-3.9	5.0	8.0	0.5	90.0	"Green house mode"	8.5
	X	171,972	508,523	-3.8	5.0	8.0	0.5	90.0	"Green house mode"	8.5
	Y	171,979	508,513	-3.8	5.0	8.0	0.5	90.0	"Green house mode"	8.5
	Z	171,982	508,507	-3.8	5.0	8.0	0.5	90.0	"Green house mode"	8.5
	iA	171,995	508,488	-3.5	5.0	8.0	0.5	90.0	"Green house mode"	8.5
	iB	171,999	508,484	-3.5	5.0	8.0	0.5	90.0	"Green house mode"	8.5
	iC	172,009	508,475	-3.5	5.0	8.0	0.5	90.0	"Green house mode"	8.5
	iD	172,012	508,470	-3.7	5.0	8.0	0.5	90.0	"Green house mode"	8.5
	iE	172,021	508,460	-4.2	5.0	8.0	0.5	90.0	"Green house mode"	8.5
	iF	172,025	508,456	-4.5	5.0	8.0	0.5	90.0	"Green house mode"	8.5
	iG	172,557	509,043	-4.6	5.0	8.0	0.5	90.0	"Green house mode"	8.5
	iH	172,515	509,021	-3.0	5.0	8.0	0.5	90.0	"Green house mode"	8.5
	iI	172,568	509,012	-5.0	5.0	8.0	0.5	90.0	"Green house mode"	8.5
	iJ	172,521	509,017	-3.3	5.0	8.0	0.5	90.0	"Green house mode"	8.5
	iK	172,526	509,013	-3.6	5.0	8.0	0.5	90.0	"Green house mode"	8.5
	iL	172,632	508,960	-3.9	5.0	8.0	0.5	90.0	"Green house mode"	8.5
	iM	172,530	509,009	-3.8	5.0	8.0	0.5	90.0	"Green house mode"	8.5
	iN	172,551	508,981	-4.9	5.0	8.0	0.5	90.0	"Green house mode"	8.5
	iO	172,641	508,954	-3.9	5.0	8.0	0.5	90.0	"Green house mode"	8.5
	iP	172,377	508,241	-4.8	5.0	8.0	0.5	90.0	"Green house mode"	8.5
	iQ	172,371	508,244	-4.9	5.0	8.0	0.5	90.0	"Green house mode"	8.5
	iR	172,428	508,246	-3.4	5.0	8.0	0.5	90.0	"Green house mode"	8.5
	iS	172,387	508,232	-4.5	5.0	8.0	0.5	90.0	"Green house mode"	8.5
	iT	172,432	508,254	-3.3	5.0	8.0	0.5	90.0	"Green house mode"	8.5
	iU	172,394	508,228	-4.3	5.0	8.0	0.5	90.0	"Green house mode"	8.5
	iV	172,439	508,264	-3.2	5.0	8.0	0.5	90.0	"Green house mode"	8.5
	iW	171,987	509,058	-3.0	5.0	8.0	0.5	90.0	"Green house mode"	8.5
	iX	171,994	509,103	-3.0	5.0	8.0	0.5	90.0	"Green house mode"	8.5
	iY	171,980	509,054	-3.0	5.0	8.0	0.5	90.0	"Green house mode"	8.5
	iZ	171,988	509,100	-3.0	5.0	8.0	0.5	90.0	"Green house mode"	8.5

To be continued on next page...

SHADOW - Main Result

Calculation: Slagschaduw_WindplanBlauw_Cumulatie

...continued from previous page

No.	Name	X (east)	Y (north)	Z	Width	Height	Elevation a.g.l.	Slope of window [°]	Direction mode	Eye height (ZVI) a.g.l. [m]
cA		171,974	509,050	-3.0	5.0	8.0	0.5	90.0	"Green house mode"	8.5
cB		171,968	509,046	-3.0	5.0	8.0	0.5	90.0	"Green house mode"	8.5
cC		171,978	509,093	-3.0	5.0	8.0	0.5	90.0	"Green house mode"	8.5
cD		171,949	509,033	-3.0	5.0	8.0	0.5	90.0	"Green house mode"	8.5
cE		171,973	509,090	-3.0	5.0	8.0	0.5	90.0	"Green house mode"	8.5
cF		171,953	509,028	-3.1	5.0	8.0	0.5	90.0	"Green house mode"	8.5
cG		171,937	509,058	-3.0	5.0	8.0	0.5	90.0	"Green house mode"	8.5
cH		171,956	509,023	-3.2	5.0	8.0	0.5	90.0	"Green house mode"	8.5
cI		171,931	509,055	-3.0	5.0	8.0	0.5	90.0	"Green house mode"	8.5
cJ		171,959	509,017	-3.4	5.0	8.0	0.5	90.0	"Green house mode"	8.5
cK		172,214	509,413	-3.0	5.0	8.0	0.5	90.0	"Green house mode"	8.5
cL		172,232	509,448	-3.0	5.0	8.0	0.5	90.0	"Green house mode"	8.5
cM		172,227	509,404	-3.0	5.0	8.0	0.5	90.0	"Green house mode"	8.5
cN		172,238	509,444	-3.0	5.0	8.0	0.5	90.0	"Green house mode"	8.5
cO		172,233	509,400	-3.0	5.0	8.0	0.5	90.0	"Green house mode"	8.5
cP		172,247	509,393	-2.7	5.0	8.0	0.5	90.0	"Green house mode"	8.5
cQ		172,260	509,384	-2.6	5.0	8.0	0.5	90.0	"Green house mode"	8.5
cR		172,556	508,978	-4.9	5.0	8.0	0.5	90.0	"Green house mode"	8.5
cS		172,646	508,951	-3.8	5.0	8.0	0.5	90.0	"Green house mode"	8.5
cT		172,561	508,974	-4.8	5.0	8.0	0.5	90.0	"Green house mode"	8.5
cU		172,650	508,948	-3.8	5.0	8.0	0.5	90.0	"Green house mode"	8.5
cV		172,566	508,971	-4.7	5.0	8.0	0.5	90.0	"Green house mode"	8.5
cW		172,572	508,967	-4.5	5.0	8.0	0.5	90.0	"Green house mode"	8.5
cX		172,668	508,946	-3.8	5.0	8.0	0.5	90.0	"Green house mode"	8.5
cY		172,588	508,951	-4.0	5.0	8.0	0.5	90.0	"Green house mode"	8.5
cZ		172,672	508,943	-3.8	5.0	8.0	0.5	90.0	"Green house mode"	8.5
£A		172,592	508,947	-4.0	5.0	8.0	0.5	90.0	"Green house mode"	8.5
£B		172,405	508,220	-4.0	5.0	8.0	0.5	90.0	"Green house mode"	8.5
£C		172,444	508,271	-3.4	5.0	8.0	0.5	90.0	"Green house mode"	8.5
£D		172,413	508,217	-3.8	5.0	8.0	0.5	90.0	"Green house mode"	8.5
£E		172,452	508,281	-3.7	5.0	8.0	0.5	90.0	"Green house mode"	8.5
£F		172,448	508,233	-2.8	5.0	8.0	0.5	90.0	"Green house mode"	8.5
£G		172,452	508,238	-2.7	5.0	8.0	0.5	90.0	"Green house mode"	8.5
£H		172,462	508,299	-4.0	5.0	8.0	0.5	90.0	"Green house mode"	8.5
£I		172,458	508,247	-2.7	5.0	8.0	0.5	90.0	"Green house mode"	8.5
£J		172,466	508,306	-4.0	5.0	8.0	0.5	90.0	"Green house mode"	8.5
£K		172,462	508,252	-2.8	5.0	8.0	0.5	90.0	"Green house mode"	8.5
£L		172,489	508,340	-4.0	5.0	8.0	0.5	90.0	"Green house mode"	8.5
£M		172,468	508,262	-3.1	5.0	8.0	0.5	90.0	"Green house mode"	8.5
£N		172,296	509,062	-3.0	5.0	8.0	0.5	90.0	"Green house mode"	8.5
£O		172,287	509,113	-2.3	5.0	8.0	0.5	90.0	"Green house mode"	8.5
£P		172,302	509,066	-3.0	5.0	8.0	0.5	90.0	"Green house mode"	8.5
£Q		172,332	509,157	-2.1	5.0	8.0	0.5	90.0	"Green house mode"	8.5
£R		172,309	509,070	-3.0	5.0	8.0	0.5	90.0	"Green house mode"	8.5
£S		172,338	509,160	-2.2	5.0	8.0	0.5	90.0	"Green house mode"	8.5
£T		172,315	509,074	-3.0	5.0	8.0	0.5	90.0	"Green house mode"	8.5
£U		172,344	509,162	-2.3	5.0	8.0	0.5	90.0	"Green house mode"	8.5
£V		172,322	509,077	-3.0	5.0	8.0	0.5	90.0	"Green house mode"	8.5
£W		172,349	509,164	-2.5	5.0	8.0	0.5	90.0	"Green house mode"	8.5
£X		172,371	509,188	-3.1	5.0	8.0	0.5	90.0	"Green house mode"	8.5
£Y		172,370	509,195	-2.8	5.0	8.0	0.5	90.0	"Green house mode"	8.5
£Z		172,365	509,213	-2.1	5.0	8.0	0.5	90.0	"Green house mode"	8.5
▯A		172,359	509,219	-1.9	5.0	8.0	0.5	90.0	"Green house mode"	8.5
▯B		172,354	509,235	-1.9	5.0	8.0	0.5	90.0	"Green house mode"	8.5
▯C		172,228	508,297	-4.0	5.0	8.0	0.5	90.0	"Green house mode"	8.5
▯D		172,751	508,902	-3.0	5.0	8.0	0.5	90.0	"Green house mode"	8.5
▯E		172,741	508,863	-3.0	5.0	8.0	0.5	90.0	"Green house mode"	8.5
▯F		172,758	508,899	-3.0	5.0	8.0	0.5	90.0	"Green house mode"	8.5
▯G		172,746	508,860	-2.9	5.0	8.0	0.5	90.0	"Green house mode"	8.5
▯H		172,770	508,890	-3.0	5.0	8.0	0.5	90.0	"Green house mode"	8.5
▯I		172,751	508,856	-2.8	5.0	8.0	0.5	90.0	"Green house mode"	8.5
▯J		172,778	508,888	-3.0	5.0	8.0	0.5	90.0	"Green house mode"	8.5
▯K		172,756	508,853	-2.7	5.0	8.0	0.5	90.0	"Green house mode"	8.5
▯L		172,793	508,885	-3.1	5.0	8.0	0.5	90.0	"Green house mode"	8.5
▯M		172,786	508,847	-2.2	5.0	8.0	0.5	90.0	"Green house mode"	8.5

To be continued on next page...

SHADOW - Main Result

Calculation: Slagschaduw_WindplanBlauw_Cumulatie

...continued from previous page

No.	Name	X (east)	Y (north)	Z	Width	Height	Elevation a.g.l.	Slope of window [°]	Direction mode	Eye height (ZVI) a.g.l. [m]
▣N		172,498	508,672	-3.5	5.0	8.0	0.5	90.0	"Green house mode"	8.5
▣O		172,479	508,632	-3.1	5.0	8.0	0.5	90.0	"Green house mode"	8.5
▣P		172,058	509,392	-2.0	5.0	8.0	0.5	90.0	"Green house mode"	8.5
▣Q		172,504	508,917	-2.7	5.0	8.0	0.5	90.0	"Green house mode"	8.5
▣R		172,539	508,908	-3.0	5.0	8.0	0.5	90.0	"Green house mode"	8.5
▣S		172,219	508,428	-4.0	5.0	8.0	0.5	90.0	"Green house mode"	8.5
▣T		172,238	508,516	-4.0	5.0	8.0	0.5	90.0	"Green house mode"	8.5
▣U		172,224	508,436	-4.2	5.0	8.0	0.5	90.0	"Green house mode"	8.5
▣V		172,242	508,523	-4.0	5.0	8.0	0.5	90.0	"Green house mode"	8.5
▣W		172,228	508,442	-4.3	5.0	8.0	0.5	90.0	"Green house mode"	8.5
▣X		172,247	508,531	-4.0	5.0	8.0	0.5	90.0	"Green house mode"	8.5
▣Y		172,233	508,450	-4.4	5.0	8.0	0.5	90.0	"Green house mode"	8.5
▣Z		172,251	508,536	-4.0	5.0	8.0	0.5	90.0	"Green house mode"	8.5
¥A		172,237	508,455	-4.4	5.0	8.0	0.5	90.0	"Green house mode"	8.5
¥B		172,257	508,545	-4.0	5.0	8.0	0.5	90.0	"Green house mode"	8.5
¥C		172,242	508,463	-4.3	5.0	8.0	0.5	90.0	"Green house mode"	8.5
¥D		172,261	508,550	-4.0	5.0	8.0	0.5	90.0	"Green house mode"	8.5
¥E		172,245	508,468	-4.2	5.0	8.0	0.5	90.0	"Green house mode"	8.5
¥F		172,266	508,558	-4.0	5.0	8.0	0.5	90.0	"Green house mode"	8.5
¥G		172,266	508,505	-4.0	5.0	8.0	0.5	90.0	"Green house mode"	8.5
¥H		172,270	508,564	-4.0	5.0	8.0	0.5	90.0	"Green house mode"	8.5
¥I		172,282	508,524	-4.0	5.0	8.0	0.5	90.0	"Green house mode"	8.5
¥J		172,285	508,530	-4.0	5.0	8.0	0.5	90.0	"Green house mode"	8.5
¥K		172,292	508,540	-4.0	5.0	8.0	0.5	90.0	"Green house mode"	8.5
¥L		172,295	508,544	-4.0	5.0	8.0	0.5	90.0	"Green house mode"	8.5
¥M		172,301	508,554	-4.0	5.0	8.0	0.5	90.0	"Green house mode"	8.5
¥N		172,304	508,560	-4.0	5.0	8.0	0.5	90.0	"Green house mode"	8.5
¥O		172,314	508,575	-4.0	5.0	8.0	0.5	90.0	"Green house mode"	8.5
¥P		172,318	508,580	-4.0	5.0	8.0	0.5	90.0	"Green house mode"	8.5
¥Q		172,324	508,589	-4.0	5.0	8.0	0.5	90.0	"Green house mode"	8.5
¥R		172,333	508,603	-4.1	5.0	8.0	0.5	90.0	"Green house mode"	8.5
¥S		172,336	508,608	-4.2	5.0	8.0	0.5	90.0	"Green house mode"	8.5
¥T		171,982	509,506	-4.9	5.0	8.0	0.5	90.0	"Green house mode"	8.5
¥U		171,960	509,455	-3.9	5.0	8.0	0.5	90.0	"Green house mode"	8.5
¥V		171,988	509,510	-5.0	5.0	8.0	0.5	90.0	"Green house mode"	8.5
¥W		171,983	509,468	-4.2	5.0	8.0	0.5	90.0	"Green house mode"	8.5
¥X		171,998	509,517	-4.7	5.0	8.0	0.5	90.0	"Green house mode"	8.5
¥Y		171,995	509,483	-4.4	5.0	8.0	0.5	90.0	"Green house mode"	8.5
¥Z		172,004	509,520	-4.5	5.0	8.0	0.5	90.0	"Green house mode"	8.5
A		172,011	509,493	-4.3	5.0	8.0	0.5	90.0	"Green house mode"	8.5
B		172,026	509,535	-4.3	5.0	8.0	0.5	90.0	"Green house mode"	8.5
C		172,031	509,538	-4.3	5.0	8.0	0.5	90.0	"Green house mode"	8.5
D		172,043	509,516	-3.9	5.0	8.0	0.5	90.0	"Green house mode"	8.5
E		172,042	509,545	-4.3	5.0	8.0	0.5	90.0	"Green house mode"	8.5
F		172,060	509,527	-4.0	5.0	8.0	0.5	90.0	"Green house mode"	8.5
G		172,048	509,549	-4.3	5.0	8.0	0.5	90.0	"Green house mode"	8.5
H		172,077	509,537	-3.6	5.0	8.0	0.5	90.0	"Green house mode"	8.5
I		172,073	509,563	-3.5	5.0	8.0	0.5	90.0	"Green house mode"	8.5
J		172,799	508,887	-3.1	5.0	8.0	0.5	90.0	"Green house mode"	8.5
K		172,782	508,842	-2.0	5.0	8.0	0.5	90.0	"Green house mode"	8.5
L		172,779	508,837	-2.0	5.0	8.0	0.5	90.0	"Green house mode"	8.5
M		172,775	508,832	-2.1	5.0	8.0	0.5	90.0	"Green house mode"	8.5
N		172,807	508,832	-2.4	5.0	8.0	0.5	90.0	"Green house mode"	8.5
O		172,811	508,829	-2.3	5.0	8.0	0.5	90.0	"Green house mode"	8.5
P		172,817	508,825	-2.3	5.0	8.0	0.5	90.0	"Green house mode"	8.5
Q		172,822	508,822	-2.3	5.0	8.0	0.5	90.0	"Green house mode"	8.5
R		172,826	508,819	-2.3	5.0	8.0	0.5	90.0	"Green house mode"	8.5
S		172,832	508,816	-2.4	5.0	8.0	0.5	90.0	"Green house mode"	8.5
T		172,880	508,782	-2.7	5.0	8.0	0.5	90.0	"Green house mode"	8.5
U		172,234	508,869	-3.4	5.0	8.0	0.5	90.0	"Green house mode"	8.5
V		172,236	508,817	-3.9	5.0	8.0	0.5	90.0	"Green house mode"	8.5
W		172,240	508,872	-3.3	5.0	8.0	0.5	90.0	"Green house mode"	8.5
X		172,247	508,835	-3.3	5.0	8.0	0.5	90.0	"Green house mode"	8.5
Y		172,251	508,879	-3.0	5.0	8.0	0.5	90.0	"Green house mode"	8.5
Z		172,261	508,845	-3.2	5.0	8.0	0.5	90.0	"Green house mode"	8.5

To be continued on next page...

SHADOW - Main Result

Calculation: Slagschaduw_WindplanBlauw_Cumulatie

...continued from previous page

No.	Name	X (east)	Y (north)	Z	Width	Height	Elevation a.g.l.	Slope of window [°]	Direction mode	Eye height (ZVI) a.g.l. [m]
	\$A	172,258	508,883	-3.1	5.0	8.0	0.5	90.0	"Green house mode"	8.5
	\$B	172,277	508,850	-3.7	5.0	8.0	0.5	90.0	"Green house mode"	8.5
	\$C	172,272	508,882	-3.4	5.0	8.0	0.5	90.0	"Green house mode"	8.5
	\$D	172,338	508,902	-3.1	5.0	8.0	0.5	90.0	"Green house mode"	8.5
	\$E	172,348	508,917	-3.0	5.0	8.0	0.5	90.0	"Green house mode"	8.5
	\$F	172,294	508,901	-3.2	5.0	8.0	0.5	90.0	"Green house mode"	8.5
	\$G	172,361	508,926	-3.0	5.0	8.0	0.5	90.0	"Green house mode"	8.5
	\$H	172,301	508,912	-2.9	5.0	8.0	0.5	90.0	"Green house mode"	8.5
	\$I	172,375	508,935	-3.0	5.0	8.0	0.5	90.0	"Green house mode"	8.5
	\$J	172,308	508,923	-2.7	5.0	8.0	0.5	90.0	"Green house mode"	8.5
	\$K	172,366	508,958	-3.0	5.0	8.0	0.5	90.0	"Green house mode"	8.5
	\$L	172,317	508,935	-2.8	5.0	8.0	0.5	90.0	"Green house mode"	8.5
	\$M	172,355	508,951	-3.0	5.0	8.0	0.5	90.0	"Green house mode"	8.5
	\$N	172,305	508,955	-2.7	5.0	8.0	0.5	90.0	"Green house mode"	8.5
	\$O	172,342	508,947	-3.0	5.0	8.0	0.5	90.0	"Green house mode"	8.5
	\$P	172,302	508,960	-2.8	5.0	8.0	0.5	90.0	"Green house mode"	8.5
	\$Q	172,328	508,970	-3.0	5.0	8.0	0.5	90.0	"Green house mode"	8.5
	\$R	172,296	508,968	-3.0	5.0	8.0	0.5	90.0	"Green house mode"	8.5
	\$S	172,323	508,979	-3.0	5.0	8.0	0.5	90.0	"Green house mode"	8.5
	\$T	172,293	508,974	-3.0	5.0	8.0	0.5	90.0	"Green house mode"	8.5
	\$U	172,231	508,392	-3.7	5.0	8.0	0.5	90.0	"Green house mode"	8.5
	\$V	172,258	508,379	-3.0	5.0	8.0	0.5	90.0	"Green house mode"	8.5
	\$W	172,235	508,398	-3.8	5.0	8.0	0.5	90.0	"Green house mode"	8.5
	\$X	172,272	508,402	-3.6	5.0	8.0	0.5	90.0	"Green house mode"	8.5
	\$Y	172,240	508,405	-3.8	5.0	8.0	0.5	90.0	"Green house mode"	8.5
	\$Z	172,287	508,390	-3.3	5.0	8.0	0.5	90.0	"Green house mode"	8.5
	~A	172,243	508,410	-3.9	5.0	8.0	0.5	90.0	"Green house mode"	8.5
	~B	172,304	508,379	-3.0	5.0	8.0	0.5	90.0	"Green house mode"	8.5
	~C	172,250	508,419	-4.2	5.0	8.0	0.5	90.0	"Green house mode"	8.5
	~D	172,324	508,366	-3.4	5.0	8.0	0.5	90.0	"Green house mode"	8.5
	~E	172,253	508,425	-4.4	5.0	8.0	0.5	90.0	"Green house mode"	8.5
	~F	172,347	508,352	-4.0	5.0	8.0	0.5	90.0	"Green house mode"	8.5
	~G	172,257	508,432	-4.6	5.0	8.0	0.5	90.0	"Green house mode"	8.5
	~H	172,362	508,339	-4.0	5.0	8.0	0.5	90.0	"Green house mode"	8.5
	~I	172,262	508,438	-4.6	5.0	8.0	0.5	90.0	"Green house mode"	8.5
	~J	172,379	508,330	-4.0	5.0	8.0	0.5	90.0	"Green house mode"	8.5
	~K	172,267	508,445	-4.6	5.0	8.0	0.5	90.0	"Green house mode"	8.5
	~L	172,396	508,319	-4.0	5.0	8.0	0.5	90.0	"Green house mode"	8.5
	~M	172,270	508,451	-4.4	5.0	8.0	0.5	90.0	"Green house mode"	8.5
	~N	172,289	508,426	-4.0	5.0	8.0	0.5	90.0	"Green house mode"	8.5
	~O	172,305	508,413	-4.0	5.0	8.0	0.5	90.0	"Green house mode"	8.5
	~P	172,323	508,399	-3.5	5.0	8.0	0.5	90.0	"Green house mode"	8.5
	~Q	172,339	508,388	-3.4	5.0	8.0	0.5	90.0	"Green house mode"	8.5
	~R	172,360	508,375	-3.9	5.0	8.0	0.5	90.0	"Green house mode"	8.5
	~S	172,372	508,365	-4.0	5.0	8.0	0.5	90.0	"Green house mode"	8.5
	~T	172,385	508,357	-4.0	5.0	8.0	0.5	90.0	"Green house mode"	8.5
	~U	172,411	508,340	-4.0	5.0	8.0	0.5	90.0	"Green house mode"	8.5
	~V	172,126	509,568	-2.3	5.0	8.0	0.5	90.0	"Green house mode"	8.5
	~W	172,078	509,566	-3.4	5.0	8.0	0.5	90.0	"Green house mode"	8.5
	~X	172,133	509,579	-2.1	5.0	8.0	0.5	90.0	"Green house mode"	8.5
	~Y	172,103	509,582	-2.9	5.0	8.0	0.5	90.0	"Green house mode"	8.5
	~Z	172,138	509,590	-2.1	5.0	8.0	0.5	90.0	"Green house mode"	8.5
	©A	172,107	509,586	-2.8	5.0	8.0	0.5	90.0	"Green house mode"	8.5
	©B	172,142	509,601	-2.5	5.0	8.0	0.5	90.0	"Green house mode"	8.5
	©C	172,114	509,600	-2.8	5.0	8.0	0.5	90.0	"Green house mode"	8.5
	©D	172,145	509,614	-2.9	5.0	8.0	0.5	90.0	"Green house mode"	8.5
	©E	172,116	509,605	-2.8	5.0	8.0	0.5	90.0	"Green house mode"	8.5
	©F	172,144	509,627	-3.0	5.0	8.0	0.5	90.0	"Green house mode"	8.5
	©G	172,119	509,621	-3.0	5.0	8.0	0.5	90.0	"Green house mode"	8.5
	©H	172,140	509,640	-3.0	5.0	8.0	0.5	90.0	"Green house mode"	8.5
	©I	172,118	509,627	-3.0	5.0	8.0	0.5	90.0	"Green house mode"	8.5
	©J	172,677	508,940	-3.7	5.0	8.0	0.5	90.0	"Green house mode"	8.5
	©K	172,598	508,944	-4.0	5.0	8.0	0.5	90.0	"Green house mode"	8.5
	©L	172,681	508,937	-3.6	5.0	8.0	0.5	90.0	"Green house mode"	8.5
	©M	172,603	508,941	-4.0	5.0	8.0	0.5	90.0	"Green house mode"	8.5

To be continued on next page...

SHADOW - Main Result

Calculation: Slagschaduw_WindplanBlauw_Cumulatie

...continued from previous page

No.	Name	X (east)	Y (north)	Z	Width	Height	Elevation a.g.l.	Slope of window [°]	Direction mode	Eye height (ZVI) a.g.l. [m]
© N		172,686	508,934	-3.5	5.0	8.0	0.5	90.0	"Green house mode"	8.5
© O		172,608	508,937	-4.0	5.0	8.0	0.5	90.0	"Green house mode"	8.5
© P		172,691	508,930	-3.4	5.0	8.0	0.5	90.0	"Green house mode"	8.5
© Q		172,657	508,907	-4.0	5.0	8.0	0.5	90.0	"Green house mode"	8.5
© R		172,703	508,929	-3.0	5.0	8.0	0.5	90.0	"Green house mode"	8.5
© S		172,662	508,906	-4.0	5.0	8.0	0.5	90.0	"Green house mode"	8.5
© T		172,708	508,930	-2.9	5.0	8.0	0.5	90.0	"Green house mode"	8.5
© U		172,667	508,902	-4.0	5.0	8.0	0.5	90.0	"Green house mode"	8.5
© V		172,713	508,931	-2.8	5.0	8.0	0.5	90.0	"Green house mode"	8.5
© W		172,672	508,899	-3.9	5.0	8.0	0.5	90.0	"Green house mode"	8.5
© X		172,719	508,932	-2.7	5.0	8.0	0.5	90.0	"Green house mode"	8.5
© Y		172,677	508,896	-3.7	5.0	8.0	0.5	90.0	"Green house mode"	8.5
© Z		172,737	508,942	-2.2	5.0	8.0	0.5	90.0	"Green house mode"	8.5
ª A		172,682	508,893	-3.6	5.0	8.0	0.5	90.0	"Green house mode"	8.5
ª B		172,738	508,937	-2.2	5.0	8.0	0.5	90.0	"Green house mode"	8.5
ª C		172,710	508,885	-3.0	5.0	8.0	0.5	90.0	"Green house mode"	8.5
ª D		172,738	508,932	-2.3	5.0	8.0	0.5	90.0	"Green house mode"	8.5
ª E		172,707	508,879	-3.0	5.0	8.0	0.5	90.0	"Green house mode"	8.5
ª F		172,738	508,925	-2.5	5.0	8.0	0.5	90.0	"Green house mode"	8.5
ª G		172,703	508,874	-3.0	5.0	8.0	0.5	90.0	"Green house mode"	8.5
ª H		172,735	508,919	-2.7	5.0	8.0	0.5	90.0	"Green house mode"	8.5
ª I		172,700	508,869	-3.1	5.0	8.0	0.5	90.0	"Green house mode"	8.5
ª J		172,732	508,914	-2.9	5.0	8.0	0.5	90.0	"Green house mode"	8.5
ª K		172,731	508,870	-3.0	5.0	8.0	0.5	90.0	"Green house mode"	8.5
ª L		172,729	508,910	-3.0	5.0	8.0	0.5	90.0	"Green house mode"	8.5
ª M		172,736	508,866	-3.0	5.0	8.0	0.5	90.0	"Green house mode"	8.5
ª N		171,879	509,553	-5.6	5.0	8.0	0.5	90.0	"Green house mode"	8.5
ª O		171,884	509,531	-4.7	5.0	8.0	0.5	90.0	"Green house mode"	8.5
ª P		171,894	509,493	-3.9	5.0	8.0	0.5	90.0	"Green house mode"	8.5
ª Q		171,897	509,480	-4.0	5.0	8.0	0.5	90.0	"Green house mode"	8.5
ª R		171,900	509,468	-4.2	5.0	8.0	0.5	90.0	"Green house mode"	8.5
ª S		171,903	509,456	-4.3	5.0	8.0	0.5	90.0	"Green house mode"	8.5
ª T		172,318	508,988	-3.0	5.0	8.0	0.5	90.0	"Green house mode"	8.5
ª U		172,042	508,281	-4.0	5.0	8.0	0.5	90.0	"Green house mode"	8.5
ª V		172,028	508,259	-4.0	5.0	8.0	0.5	90.0	"Green house mode"	8.5
ª W		172,023	508,263	-4.1	5.0	8.0	0.5	90.0	"Green house mode"	8.5
ª X		172,018	508,266	-4.3	5.0	8.0	0.5	90.0	"Green house mode"	8.5
ª Y		172,014	508,271	-4.4	5.0	8.0	0.5	90.0	"Green house mode"	8.5
ª Z		172,010	508,274	-4.5	5.0	8.0	0.5	90.0	"Green house mode"	8.5
« A		172,005	508,277	-4.6	5.0	8.0	0.5	90.0	"Green house mode"	8.5
« B		172,001	508,281	-4.7	5.0	8.0	0.5	90.0	"Green house mode"	8.5
« C		171,996	508,285	-4.9	5.0	8.0	0.5	90.0	"Green house mode"	8.5
« D		171,987	508,252	-4.8	5.0	8.0	0.5	90.0	"Green house mode"	8.5
« E		171,983	508,228	-4.3	5.0	8.0	0.5	90.0	"Green house mode"	8.5
« F		171,970	508,208	-4.2	5.0	8.0	0.5	90.0	"Green house mode"	8.5
« G		172,002	508,187	-3.6	5.0	8.0	0.5	90.0	"Green house mode"	8.5
« H		171,992	508,170	-2.4	5.0	8.0	0.5	90.0	"Green house mode"	8.5
« I		172,050	508,168	-3.5	5.0	8.0	0.5	90.0	"Green house mode"	8.5
« J		172,067	508,160	-3.0	5.0	8.0	0.5	90.0	"Green house mode"	8.5
« K		172,076	508,189	-3.6	5.0	8.0	0.5	90.0	"Green house mode"	8.5
« L		172,091	508,216	-3.8	5.0	8.0	0.5	90.0	"Green house mode"	8.5
« M		172,096	508,214	-3.7	5.0	8.0	0.5	90.0	"Green house mode"	8.5
« N		172,101	508,212	-3.6	5.0	8.0	0.5	90.0	"Green house mode"	8.5
« O		172,105	508,209	-3.4	5.0	8.0	0.5	90.0	"Green house mode"	8.5
« P		172,110	508,206	-3.4	5.0	8.0	0.5	90.0	"Green house mode"	8.5
« Q		172,024	508,840	-3.9	5.0	8.0	0.5	90.0	"Green house mode"	8.5
« R		172,028	508,835	-3.7	5.0	8.0	0.5	90.0	"Green house mode"	8.5
« S		172,031	508,829	-3.5	5.0	8.0	0.5	90.0	"Green house mode"	8.5
« T		172,035	508,823	-3.3	5.0	8.0	0.5	90.0	"Green house mode"	8.5
« U		172,038	508,818	-3.1	5.0	8.0	0.5	90.0	"Green house mode"	8.5
« V		172,041	508,768	-4.5	5.0	8.0	0.5	90.0	"Green house mode"	8.5
« W		172,048	508,757	-4.8	5.0	8.0	0.5	90.0	"Green house mode"	8.5
« X		172,052	508,752	-5.0	5.0	8.0	0.5	90.0	"Green house mode"	8.5
« Y		172,055	508,746	-5.1	5.0	8.0	0.5	90.0	"Green house mode"	8.5
« Z		172,336	508,565	-4.2	5.0	8.0	0.5	90.0	"Green house mode"	8.5

To be continued on next page...

SHADOW - Main Result

Calculation: Slagschaduw_WindplanBlauw_Cumulatie

...continued from previous page

No.	Name	X (east)	Y (north)	Z	Width	Height	Elevation a.g.l.	Slope of window [°]	Direction mode	Eye height (ZVI) a.g.l. [m]
-A		172,319	508,541	-4.0	5.0	8.0	0.5	90.0	"Green house mode"	8.5
-B		172,342	508,561	-4.3	5.0	8.0	0.5	90.0	"Green house mode"	8.5
-C		172,326	508,536	-4.0	5.0	8.0	0.5	90.0	"Green house mode"	8.5
-D		172,349	508,557	-4.3	5.0	8.0	0.5	90.0	"Green house mode"	8.5
-E		172,334	508,531	-4.0	5.0	8.0	0.5	90.0	"Green house mode"	8.5
-F		172,355	508,553	-4.4	5.0	8.0	0.5	90.0	"Green house mode"	8.5
-G		172,340	508,527	-4.0	5.0	8.0	0.5	90.0	"Green house mode"	8.5
-H		172,195	508,924	-3.7	5.0	8.0	0.5	90.0	"Green house mode"	8.5
-I		172,214	508,934	-3.1	5.0	8.0	0.5	90.0	"Green house mode"	8.5
-J		172,072	508,557	-5.4	5.0	8.0	0.5	90.0	"Green house mode"	8.5
-K		172,032	508,562	-5.0	5.0	8.0	0.5	90.0	"Green house mode"	8.5
-L		171,691	509,158	-3.8	5.0	8.0	0.5	90.0	"Green house mode"	8.5
-M		171,752	509,182	-3.8	5.0	8.0	0.5	90.0	"Green house mode"	8.5
-N		172,424	508,819	-2.9	5.0	8.0	0.5	90.0	"Green house mode"	8.5
-O		172,242	509,173	-3.7	5.0	8.0	0.5	90.0	"Green house mode"	8.5
-P		172,221	509,141	-3.4	5.0	8.0	0.5	90.0	"Green house mode"	8.5
-Q		172,245	509,167	-3.5	5.0	8.0	0.5	90.0	"Green house mode"	8.5
-R		172,224	509,136	-3.1	5.0	8.0	0.5	90.0	"Green house mode"	8.5
-S		172,247	509,161	-3.3	5.0	8.0	0.5	90.0	"Green house mode"	8.5
-T		172,226	509,130	-2.9	5.0	8.0	0.5	90.0	"Green house mode"	8.5
-U		172,249	509,156	-3.1	5.0	8.0	0.5	90.0	"Green house mode"	8.5
-V		172,228	509,124	-2.6	5.0	8.0	0.5	90.0	"Green house mode"	8.5
-W		172,251	509,150	-2.9	5.0	8.0	0.5	90.0	"Green house mode"	8.5
-X		172,230	509,118	-2.6	5.0	8.0	0.5	90.0	"Green house mode"	8.5
-Y		172,254	509,145	-2.6	5.0	8.0	0.5	90.0	"Green house mode"	8.5
-Z		172,233	509,112	-2.5	5.0	8.0	0.5	90.0	"Green house mode"	8.5
-A		172,637	508,957	-3.9	5.0	8.0	0.5	90.0	"Green house mode"	8.5
-B		172,655	508,945	-3.9	5.0	8.0	0.5	90.0	"Green house mode"	8.5
-C		172,049	509,287	-2.0	5.0	8.0	0.5	90.0	"Green house mode"	8.5
-D		172,004	509,283	-2.1	5.0	8.0	0.5	90.0	"Green house mode"	8.5
-E		172,056	509,283	-2.0	5.0	8.0	0.5	90.0	"Green house mode"	8.5
-F		172,011	509,278	-2.0	5.0	8.0	0.5	90.0	"Green house mode"	8.5
-G		172,064	509,278	-2.0	5.0	8.0	0.5	90.0	"Green house mode"	8.5
-H		172,016	509,274	-2.0	5.0	8.0	0.5	90.0	"Green house mode"	8.5
-I		172,071	509,273	-2.0	5.0	8.0	0.5	90.0	"Green house mode"	8.5
-J		172,077	509,269	-2.0	5.0	8.0	0.5	90.0	"Green house mode"	8.5
-K		172,029	509,265	-2.0	5.0	8.0	0.5	90.0	"Green house mode"	8.5
-L		172,084	509,264	-2.0	5.0	8.0	0.5	90.0	"Green house mode"	8.5
-M		172,036	509,261	-2.0	5.0	8.0	0.5	90.0	"Green house mode"	8.5
-N		172,041	509,256	-2.0	5.0	8.0	0.5	90.0	"Green house mode"	8.5
-O		172,101	509,259	-2.0	5.0	8.0	0.5	90.0	"Green house mode"	8.5
-P		172,053	509,249	-2.0	5.0	8.0	0.5	90.0	"Green house mode"	8.5
-Q		172,108	509,254	-2.0	5.0	8.0	0.5	90.0	"Green house mode"	8.5
-R		172,116	509,249	-2.0	5.0	8.0	0.5	90.0	"Green house mode"	8.5
-S		172,064	509,243	-2.0	5.0	8.0	0.5	90.0	"Green house mode"	8.5
-T		172,077	509,234	-2.0	5.0	8.0	0.5	90.0	"Green house mode"	8.5
-U		172,090	509,226	-2.0	5.0	8.0	0.5	90.0	"Green house mode"	8.5
-V		172,181	508,627	-4.9	5.0	8.0	0.5	90.0	"Green house mode"	8.5
-W		172,176	508,619	-4.7	5.0	8.0	0.5	90.0	"Green house mode"	8.5
-X		172,170	508,611	-4.5	5.0	8.0	0.5	90.0	"Green house mode"	8.5
-Y		172,166	508,602	-4.2	5.0	8.0	0.5	90.0	"Green house mode"	8.5
-Z		172,406	508,980	-2.7	5.0	8.0	0.5	90.0	"Green house mode"	8.5
Ⓜ A		172,402	508,976	-2.8	5.0	8.0	0.5	90.0	"Green house mode"	8.5
Ⓜ B		172,396	508,973	-2.9	5.0	8.0	0.5	90.0	"Green house mode"	8.5
Ⓜ C		172,392	508,969	-3.0	5.0	8.0	0.5	90.0	"Green house mode"	8.5
Ⓜ D		172,386	508,967	-3.0	5.0	8.0	0.5	90.0	"Green house mode"	8.5
Ⓜ E		172,256	509,139	-2.4	5.0	8.0	0.5	90.0	"Green house mode"	8.5
Ⓜ F		172,235	509,106	-2.4	5.0	8.0	0.5	90.0	"Green house mode"	8.5
Ⓜ G		172,258	509,134	-2.2	5.0	8.0	0.5	90.0	"Green house mode"	8.5
Ⓜ H		172,238	509,101	-2.4	5.0	8.0	0.5	90.0	"Green house mode"	8.5
Ⓜ I		172,242	509,088	-2.4	5.0	8.0	0.5	90.0	"Green house mode"	8.5
Ⓜ J		172,245	509,082	-2.5	5.0	8.0	0.5	90.0	"Green house mode"	8.5
Ⓜ K		172,247	509,076	-2.7	5.0	8.0	0.5	90.0	"Green house mode"	8.5
Ⓜ L		172,281	509,035	-3.2	5.0	8.0	0.5	90.0	"Green house mode"	8.5
Ⓜ M		172,285	509,028	-3.1	5.0	8.0	0.5	90.0	"Green house mode"	8.5

To be continued on next page...

SHADOW - Main Result

Calculation: Slagschaduw_WindplanBlauw_Cumulatie

...continued from previous page

No.	Name	X (east)	Y (north)	Z	Width	Height	Elevation a.g.l.	Slope of window [°]	Direction mode	Eye height (ZVI) a.g.l. [m]
ⓂN		172,287	509,020	-3.0	5.0	8.0	0.5	90.0	"Green house mode"	8.5
ⓂO		172,291	509,014	-3.0	5.0	8.0	0.5	90.0	"Green house mode"	8.5
ⓂP		172,296	509,007	-3.0	5.0	8.0	0.5	90.0	"Green house mode"	8.5
ⓂQ		172,513	508,373	-4.0	5.0	8.0	0.5	90.0	"Green house mode"	8.5
ⓂR		172,528	508,396	-4.0	5.0	8.0	0.5	90.0	"Green house mode"	8.5
ⓂS		172,256	508,138	-4.0	5.0	8.0	0.5	90.0	"Green house mode"	8.5
ⓂT		172,191	508,145	-4.5	5.0	8.0	0.5	90.0	"Green house mode"	8.5
ⓂU		172,357	509,244	-2.0	5.0	8.0	0.5	90.0	"Green house mode"	8.5
ⓂV		172,019	508,295	-4.0	5.0	8.0	0.5	90.0	"Green house mode"	8.5
ⓂW		172,169	508,211	-4.2	5.0	8.0	0.5	90.0	"Green house mode"	8.5
ⓂX		171,961	508,194	-3.9	5.0	8.0	0.5	90.0	"Green house mode"	8.5
ⓂY		172,235	508,658	-4.5	5.0	8.0	0.5	90.0	"Green house mode"	8.5
ⓂZ		172,145	508,641	-5.9	5.0	8.0	0.5	90.0	"Green house mode"	8.5
°A		172,033	508,183	-4.0	5.0	8.0	0.5	90.0	"Green house mode"	8.5
°B		172,115	508,204	-3.4	5.0	8.0	0.5	90.0	"Green house mode"	8.5
°C		172,124	508,625	-5.8	5.0	8.0	0.5	90.0	"Green house mode"	8.5
°D		172,111	508,620	-5.7	5.0	8.0	0.5	90.0	"Green house mode"	8.5
°E		172,131	508,598	-4.3	5.0	8.0	0.5	90.0	"Green house mode"	8.5
°F		172,142	508,588	-3.7	5.0	8.0	0.5	90.0	"Green house mode"	8.5
°G		172,153	508,580	-3.6	5.0	8.0	0.5	90.0	"Green house mode"	8.5
°H		172,180	508,559	-4.0	5.0	8.0	0.5	90.0	"Green house mode"	8.5
°I		172,188	508,554	-4.0	5.0	8.0	0.5	90.0	"Green house mode"	8.5
°J		172,211	508,541	-4.0	5.0	8.0	0.5	90.0	"Green house mode"	8.5
°K		172,221	508,536	-4.0	5.0	8.0	0.5	90.0	"Green house mode"	8.5
°L		172,283	508,188	-4.2	5.0	8.0	0.5	90.0	"Green house mode"	8.5
°M		172,275	508,193	-4.4	5.0	8.0	0.5	90.0	"Green house mode"	8.5
°N		172,271	508,196	-4.6	5.0	8.0	0.5	90.0	"Green house mode"	8.5
°O		172,267	508,199	-4.7	5.0	8.0	0.5	90.0	"Green house mode"	8.5
°P		172,262	508,202	-4.8	5.0	8.0	0.5	90.0	"Green house mode"	8.5
°Q		172,254	508,208	-5.0	5.0	8.0	0.5	90.0	"Green house mode"	8.5
°R		172,250	508,211	-5.0	5.0	8.0	0.5	90.0	"Green house mode"	8.5
°S		172,246	508,214	-5.0	5.0	8.0	0.5	90.0	"Green house mode"	8.5
°T		172,212	508,211	-4.9	5.0	8.0	0.5	90.0	"Green house mode"	8.5
°U		172,210	508,207	-4.9	5.0	8.0	0.5	90.0	"Green house mode"	8.5
°V		172,203	508,198	-5.0	5.0	8.0	0.5	90.0	"Green house mode"	8.5
°W		172,201	508,194	-5.0	5.0	8.0	0.5	90.0	"Green house mode"	8.5
°X		172,198	508,190	-5.0	5.0	8.0	0.5	90.0	"Green house mode"	8.5
°Y		172,195	508,186	-5.0	5.0	8.0	0.5	90.0	"Green house mode"	8.5
°Z		172,192	508,182	-5.0	5.0	8.0	0.5	90.0	"Green house mode"	8.5
°A		172,189	508,178	-5.0	5.0	8.0	0.5	90.0	"Green house mode"	8.5
°B		172,180	508,163	-4.9	5.0	8.0	0.5	90.0	"Green house mode"	8.5
°C		172,177	508,159	-4.7	5.0	8.0	0.5	90.0	"Green house mode"	8.5
°D		172,147	508,859	-3.6	5.0	8.0	0.5	90.0	"Green house mode"	8.5
°E		172,150	508,853	-3.5	5.0	8.0	0.5	90.0	"Green house mode"	8.5
°F		172,154	508,848	-3.4	5.0	8.0	0.5	90.0	"Green house mode"	8.5
°G		172,157	508,843	-3.5	5.0	8.0	0.5	90.0	"Green house mode"	8.5
°H		172,160	508,837	-3.5	5.0	8.0	0.5	90.0	"Green house mode"	8.5
°I		172,164	508,833	-3.6	5.0	8.0	0.5	90.0	"Green house mode"	8.5
°J		172,167	508,827	-3.7	5.0	8.0	0.5	90.0	"Green house mode"	8.5
°K		171,930	508,639	-4.4	5.0	8.0	0.5	90.0	"Green house mode"	8.5
°L		171,936	508,643	-4.6	5.0	8.0	0.5	90.0	"Green house mode"	8.5
°M		171,904	508,677	-4.3	5.0	8.0	0.5	90.0	"Green house mode"	8.5
°N		171,947	508,651	-4.9	5.0	8.0	0.5	90.0	"Green house mode"	8.5
°O		171,924	508,682	-4.8	5.0	8.0	0.5	90.0	"Green house mode"	8.5
°P		171,953	508,654	-5.0	5.0	8.0	0.5	90.0	"Green house mode"	8.5
°Q		171,930	508,685	-4.9	5.0	8.0	0.5	90.0	"Green house mode"	8.5
°R		171,972	508,669	-5.0	5.0	8.0	0.5	90.0	"Green house mode"	8.5
°S		171,935	508,688	-5.0	5.0	8.0	0.5	90.0	"Green house mode"	8.5
°T		171,978	508,659	-5.0	5.0	8.0	0.5	90.0	"Green house mode"	8.5
°U		171,955	508,702	-5.7	5.0	8.0	0.5	90.0	"Green house mode"	8.5
°V		171,995	508,639	-5.0	5.0	8.0	0.5	90.0	"Green house mode"	8.5
°W		171,985	508,647	-5.0	5.0	8.0	0.5	90.0	"Green house mode"	8.5
°X		171,971	508,626	-5.0	5.0	8.0	0.5	90.0	"Green house mode"	8.5
°Y		172,298	509,490	-4.0	5.0	8.0	0.5	90.0	"Green house mode"	8.5
°Z		172,295	509,490	-4.0	5.0	8.0	0.5	90.0	"Green house mode"	8.5

To be continued on next page...

SHADOW - Main Result

Calculation: Slagschaduw_WindplanBlauw_Cumulatie

...continued from previous page

No.	Name	X (east)	Y (north)	Z	Width	Height	Elevation a.g.l.	Slope of window [°]	Direction mode	Eye height (ZVI) a.g.l. [m]
±A		172,323	509,496	-4.0	5.0	8.0	0.5	90.0	"Green house mode"	8.5
±B		172,298	509,486	-4.0	5.0	8.0	0.5	90.0	"Green house mode"	8.5
±C		172,032	508,990	-3.8	5.0	8.0	0.5	90.0	"Green house mode"	8.5
±D		172,035	508,983	-3.8	5.0	8.0	0.5	90.0	"Green house mode"	8.5
±E		172,044	508,971	-3.5	5.0	8.0	0.5	90.0	"Green house mode"	8.5
±F		172,047	508,965	-3.4	5.0	8.0	0.5	90.0	"Green house mode"	8.5
±G		172,051	508,958	-3.2	5.0	8.0	0.5	90.0	"Green house mode"	8.5
±H		172,529	508,588	-2.7	5.0	8.0	0.5	90.0	"Green house mode"	8.5
±I		172,573	508,620	-3.2	5.0	8.0	0.5	90.0	"Green house mode"	8.5
±J		172,566	508,625	-3.1	5.0	8.0	0.5	90.0	"Green house mode"	8.5
±K		172,560	508,629	-3.0	5.0	8.0	0.5	90.0	"Green house mode"	8.5
±L		172,546	508,647	-3.0	5.0	8.0	0.5	90.0	"Green house mode"	8.5
±M		172,177	509,384	-3.0	5.0	8.0	0.5	90.0	"Green house mode"	8.5
±N		172,126	509,382	-2.3	5.0	8.0	0.5	90.0	"Green house mode"	8.5
±O		172,184	509,381	-3.0	5.0	8.0	0.5	90.0	"Green house mode"	8.5
±P		172,132	509,378	-2.2	5.0	8.0	0.5	90.0	"Green house mode"	8.5
±Q		172,191	509,377	-3.0	5.0	8.0	0.5	90.0	"Green house mode"	8.5
±R		172,139	509,374	-2.1	5.0	8.0	0.5	90.0	"Green house mode"	8.5
±S		172,198	509,372	-3.0	5.0	8.0	0.5	90.0	"Green house mode"	8.5
±T		172,206	509,368	-3.0	5.0	8.0	0.5	90.0	"Green house mode"	8.5
±U		172,151	509,367	-2.3	5.0	8.0	0.5	90.0	"Green house mode"	8.5
±V		172,214	509,365	-3.0	5.0	8.0	0.5	90.0	"Green house mode"	8.5
±W		172,158	509,362	-2.4	5.0	8.0	0.5	90.0	"Green house mode"	8.5
±X		172,222	509,360	-2.8	5.0	8.0	0.5	90.0	"Green house mode"	8.5
±Y		172,164	509,358	-2.4	5.0	8.0	0.5	90.0	"Green house mode"	8.5
±Z		172,229	509,356	-2.8	5.0	8.0	0.5	90.0	"Green house mode"	8.5
² A		172,237	509,352	-2.8	5.0	8.0	0.5	90.0	"Green house mode"	8.5
² B		172,195	509,340	-2.5	5.0	8.0	0.5	90.0	"Green house mode"	8.5
² C		172,129	508,740	-4.9	5.0	8.0	0.5	90.0	"Green house mode"	8.5
² D		172,090	508,734	-4.6	5.0	8.0	0.5	90.0	"Green house mode"	8.5
² E		172,133	508,735	-4.9	5.0	8.0	0.5	90.0	"Green house mode"	8.5
² F		172,095	508,730	-4.4	5.0	8.0	0.5	90.0	"Green house mode"	8.5
² G		172,136	508,729	-4.9	5.0	8.0	0.5	90.0	"Green house mode"	8.5
² H		172,140	508,724	-5.0	5.0	8.0	0.5	90.0	"Green house mode"	8.5
² I		172,143	508,719	-5.0	5.0	8.0	0.5	90.0	"Green house mode"	8.5
² J		172,103	508,713	-4.0	5.0	8.0	0.5	90.0	"Green house mode"	8.5
² K		171,910	508,782	-2.9	5.0	8.0	0.5	90.0	"Green house mode"	8.5
² L		171,882	508,764	-2.3	5.0	8.0	0.5	90.0	"Green house mode"	8.5
² M		171,914	508,777	-3.2	5.0	8.0	0.5	90.0	"Green house mode"	8.5
² N		171,884	508,757	-2.4	5.0	8.0	0.5	90.0	"Green house mode"	8.5
² O		171,924	508,767	-4.0	5.0	8.0	0.5	90.0	"Green house mode"	8.5
² P		171,888	508,745	-3.1	5.0	8.0	0.5	90.0	"Green house mode"	8.5
² Q		171,928	508,764	-4.4	5.0	8.0	0.5	90.0	"Green house mode"	8.5
² R		171,891	508,739	-3.6	5.0	8.0	0.5	90.0	"Green house mode"	8.5
² S		171,935	508,752	-5.1	5.0	8.0	0.5	90.0	"Green house mode"	8.5
² T		171,899	508,727	-4.8	5.0	8.0	0.5	90.0	"Green house mode"	8.5
² U		171,938	508,746	-5.5	5.0	8.0	0.5	90.0	"Green house mode"	8.5
² V		171,903	508,723	-5.3	5.0	8.0	0.5	90.0	"Green house mode"	8.5
² W		171,942	508,733	-6.3	5.0	8.0	0.5	90.0	"Green house mode"	8.5
² X		171,911	508,714	-5.6	5.0	8.0	0.5	90.0	"Green house mode"	8.5
² Y		171,944	508,727	-6.6	5.0	8.0	0.5	90.0	"Green house mode"	8.5
² Z		171,916	508,709	-5.7	5.0	8.0	0.5	90.0	"Green house mode"	8.5
³ A		172,001	508,527	-4.0	5.0	8.0	0.5	90.0	"Green house mode"	8.5
³ B		172,016	508,506	-4.0	5.0	8.0	0.5	90.0	"Green house mode"	8.5
³ C		172,005	508,533	-4.0	5.0	8.0	0.5	90.0	"Green house mode"	8.5
³ D		172,020	508,512	-4.0	5.0	8.0	0.5	90.0	"Green house mode"	8.5
³ E		172,012	508,539	-4.1	5.0	8.0	0.5	90.0	"Green house mode"	8.5
³ F		172,027	508,519	-4.0	5.0	8.0	0.5	90.0	"Green house mode"	8.5
³ G		172,017	508,544	-4.3	5.0	8.0	0.5	90.0	"Green house mode"	8.5
³ H		172,031	508,524	-4.1	5.0	8.0	0.5	90.0	"Green house mode"	8.5
³ I		172,305	508,513	-4.0	5.0	8.0	0.5	90.0	"Green house mode"	8.5
³ J		172,282	508,501	-4.0	5.0	8.0	0.5	90.0	"Green house mode"	8.5
³ K		172,310	508,510	-4.0	5.0	8.0	0.5	90.0	"Green house mode"	8.5
³ L		172,295	508,485	-4.0	5.0	8.0	0.5	90.0	"Green house mode"	8.5
³ M		172,325	508,500	-4.0	5.0	8.0	0.5	90.0	"Green house mode"	8.5

To be continued on next page...

SHADOW - Main Result

Calculation: Slagschaduw_WindplanBlauw_Cumulatie

...continued from previous page

No.	Name	X (east)	Y (north)	Z	Width	Height	Elevation a.g.l.	Slope of window [°]	Direction mode	Eye height (ZVI) a.g.l. [m]
³N		172,311	508,476	-4.0	5.0	8.0	0.5	90.0	"Green house mode"	8.5
³O		172,330	508,496	-4.0	5.0	8.0	0.5	90.0	"Green house mode"	8.5
³P		172,324	508,467	-4.0	5.0	8.0	0.5	90.0	"Green house mode"	8.5
³Q		172,341	508,462	-4.0	5.0	8.0	0.5	90.0	"Green house mode"	8.5
³R		172,357	508,457	-4.0	5.0	8.0	0.5	90.0	"Green house mode"	8.5
³S		172,372	508,447	-3.9	5.0	8.0	0.5	90.0	"Green house mode"	8.5
³T		172,400	508,431	-3.1	5.0	8.0	0.5	90.0	"Green house mode"	8.5
³U		172,412	508,418	-3.2	5.0	8.0	0.5	90.0	"Green house mode"	8.5
³V		172,428	508,402	-3.8	5.0	8.0	0.5	90.0	"Green house mode"	8.5
³W		172,441	508,390	-4.0	5.0	8.0	0.5	90.0	"Green house mode"	8.5
³X		172,207	509,332	-2.6	5.0	8.0	0.5	90.0	"Green house mode"	8.5
³Y		172,137	508,775	-4.3	5.0	8.0	0.5	90.0	"Green house mode"	8.5
³Z		172,131	508,771	-4.4	5.0	8.0	0.5	90.0	"Green house mode"	8.5
´A		172,127	508,766	-4.6	5.0	8.0	0.5	90.0	"Green house mode"	8.5
´B		172,308	508,626	-4.0	5.0	8.0	0.5	90.0	"Green house mode"	8.5
´C		172,313	508,623	-4.0	5.0	8.0	0.5	90.0	"Green house mode"	8.5
´D		172,609	508,701	-4.0	5.0	8.0	0.5	90.0	"Green house mode"	8.5
´E		172,585	508,655	-3.0	5.0	8.0	0.5	90.0	"Green house mode"	8.5
´F		172,606	508,696	-4.0	5.0	8.0	0.5	90.0	"Green house mode"	8.5
´G		172,589	508,651	-3.0	5.0	8.0	0.5	90.0	"Green house mode"	8.5
´H		172,602	508,691	-4.0	5.0	8.0	0.5	90.0	"Green house mode"	8.5
´I		172,595	508,648	-3.0	5.0	8.0	0.5	90.0	"Green house mode"	8.5
´J		172,599	508,686	-3.8	5.0	8.0	0.5	90.0	"Green house mode"	8.5
´K		172,600	508,645	-3.0	5.0	8.0	0.5	90.0	"Green house mode"	8.5
´L		172,596	508,681	-3.6	5.0	8.0	0.5	90.0	"Green house mode"	8.5
´M		172,605	508,641	-3.0	5.0	8.0	0.5	90.0	"Green house mode"	8.5
´N		172,592	508,676	-3.5	5.0	8.0	0.5	90.0	"Green house mode"	8.5
´O		172,610	508,638	-3.0	5.0	8.0	0.5	90.0	"Green house mode"	8.5
´P		172,542	508,609	-2.8	5.0	8.0	0.5	90.0	"Green house mode"	8.5
´Q		172,595	508,605	-3.8	5.0	8.0	0.5	90.0	"Green house mode"	8.5
´R		172,588	508,610	-3.6	5.0	8.0	0.5	90.0	"Green house mode"	8.5
´S		172,533	508,595	-2.6	5.0	8.0	0.5	90.0	"Green house mode"	8.5
´T		172,580	508,615	-3.3	5.0	8.0	0.5	90.0	"Green house mode"	8.5
´U		172,106	508,708	-4.1	5.0	8.0	0.5	90.0	"Green house mode"	8.5
´V		171,893	509,085	-3.0	5.0	8.0	0.5	90.0	"Green house mode"	8.5
´W		171,896	509,080	-3.0	5.0	8.0	0.5	90.0	"Green house mode"	8.5
´X		171,899	509,075	-3.0	5.0	8.0	0.5	90.0	"Green house mode"	8.5
´Y		171,903	509,070	-3.0	5.0	8.0	0.5	90.0	"Green house mode"	8.5
´Z		171,906	509,065	-3.0	5.0	8.0	0.5	90.0	"Green house mode"	8.5
µA		171,886	509,055	-3.0	5.0	8.0	0.5	90.0	"Green house mode"	8.5
µB		171,880	509,050	-3.0	5.0	8.0	0.5	90.0	"Green house mode"	8.5
µC		171,874	509,046	-3.0	5.0	8.0	0.5	90.0	"Green house mode"	8.5
µD		171,868	509,042	-3.1	5.0	8.0	0.5	90.0	"Green house mode"	8.5
µE		171,849	509,030	-3.7	5.0	8.0	0.5	90.0	"Green house mode"	8.5
µF		171,852	509,025	-3.6	5.0	8.0	0.5	90.0	"Green house mode"	8.5
µG		171,895	508,893	-2.2	5.0	8.0	0.5	90.0	"Green house mode"	8.5
µH		171,856	509,020	-3.5	5.0	8.0	0.5	90.0	"Green house mode"	8.5
µI		171,904	508,879	-2.7	5.0	8.0	0.5	90.0	"Green house mode"	8.5
µJ		171,859	509,014	-3.4	5.0	8.0	0.5	90.0	"Green house mode"	8.5
µK		171,913	508,864	-3.4	5.0	8.0	0.5	90.0	"Green house mode"	8.5
µL		171,862	509,009	-3.4	5.0	8.0	0.5	90.0	"Green house mode"	8.5
µM		171,865	509,004	-3.3	5.0	8.0	0.5	90.0	"Green house mode"	8.5
µN		171,868	508,999	-3.2	5.0	8.0	0.5	90.0	"Green house mode"	8.5
µO		171,872	508,995	-3.2	5.0	8.0	0.5	90.0	"Green house mode"	8.5
µP		171,876	508,990	-3.3	5.0	8.0	0.5	90.0	"Green house mode"	8.5
µQ		171,888	508,968	-3.7	5.0	8.0	0.5	90.0	"Green house mode"	8.5
µR		171,892	508,963	-3.5	5.0	8.0	0.5	90.0	"Green house mode"	8.5
µS		171,894	508,958	-3.3	5.0	8.0	0.5	90.0	"Green house mode"	8.5
µT		171,902	508,948	-3.1	5.0	8.0	0.5	90.0	"Green house mode"	8.5
µU		171,911	508,930	-2.8	5.0	8.0	0.5	90.0	"Green house mode"	8.5
µV		171,918	508,933	-2.9	5.0	8.0	0.5	90.0	"Green house mode"	8.5
µW		171,924	508,937	-3.0	5.0	8.0	0.5	90.0	"Green house mode"	8.5
µX		171,930	508,941	-3.1	5.0	8.0	0.5	90.0	"Green house mode"	8.5
µY		171,932	508,908	-2.5	5.0	8.0	0.5	90.0	"Green house mode"	8.5
µZ		171,935	508,903	-2.7	5.0	8.0	0.5	90.0	"Green house mode"	8.5

To be continued on next page...

SHADOW - Main Result

Calculation: Slagschaduw_WindplanBlauw_Cumulatie

...continued from previous page

No.	Name	X (east)	Y (north)	Z	Width	Height	Elevation a.g.l.	Slope of window [°]	Direction mode	Eye height (ZVI) a.g.l. [m]
	¶A	171,938	508,898	-2.9	5.0	8.0	0.5	90.0	"Green house mode"	8.5
	¶B	171,942	508,893	-3.2	5.0	8.0	0.5	90.0	"Green house mode"	8.5
	¶C	171,946	508,887	-3.5	5.0	8.0	0.5	90.0	"Green house mode"	8.5
	¶D	171,949	508,883	-3.7	5.0	8.0	0.5	90.0	"Green house mode"	8.5
	¶E	171,951	508,877	-3.9	5.0	8.0	0.5	90.0	"Green house mode"	8.5
	¶F	171,957	508,872	-4.2	5.0	8.0	0.5	90.0	"Green house mode"	8.5
	¶G	171,966	509,249	-2.5	5.0	8.0	0.5	90.0	"Green house mode"	8.5
	¶H	171,970	509,254	-2.3	5.0	8.0	0.5	90.0	"Green house mode"	8.5
	¶I	171,973	509,260	-2.2	5.0	8.0	0.5	90.0	"Green house mode"	8.5
	¶J	171,977	509,265	-2.1	5.0	8.0	0.5	90.0	"Green house mode"	8.5
	¶K	171,950	509,289	-2.4	5.0	8.0	0.5	90.0	"Green house mode"	8.5
	¶L	172,027	509,302	-2.0	5.0	8.0	0.5	90.0	"Green house mode"	8.5
	¶M	172,031	509,308	-2.0	5.0	8.0	0.5	90.0	"Green house mode"	8.5
	¶N	171,984	509,313	-3.0	5.0	8.0	0.5	90.0	"Green house mode"	8.5
	¶O	172,034	509,313	-2.1	5.0	8.0	0.5	90.0	"Green house mode"	8.5
	¶P	172,001	509,328	-2.9	5.0	8.0	0.5	90.0	"Green house mode"	8.5
	¶Q	172,038	509,318	-2.2	5.0	8.0	0.5	90.0	"Green house mode"	8.5
	¶R	172,017	509,342	-3.0	5.0	8.0	0.5	90.0	"Green house mode"	8.5
	¶S	172,091	509,352	-2.0	5.0	8.0	0.5	90.0	"Green house mode"	8.5
	¶T	172,203	508,571	-4.1	5.0	8.0	0.5	90.0	"Green house mode"	8.5
	¶U	172,224	508,558	-4.0	5.0	8.0	0.5	90.0	"Green house mode"	8.5
	¶V	172,228	508,562	-4.0	5.0	8.0	0.5	90.0	"Green house mode"	8.5
	¶W	172,212	508,584	-4.5	5.0	8.0	0.5	90.0	"Green house mode"	8.5
	¶X	172,234	508,571	-4.1	5.0	8.0	0.5	90.0	"Green house mode"	8.5
	¶Y	172,216	508,590	-4.7	5.0	8.0	0.5	90.0	"Green house mode"	8.5
	¶Z	172,238	508,576	-4.1	5.0	8.0	0.5	90.0	"Green house mode"	8.5
	.A	172,219	508,601	-4.9	5.0	8.0	0.5	90.0	"Green house mode"	8.5
	.B	172,242	508,585	-4.2	5.0	8.0	0.5	90.0	"Green house mode"	8.5
	.C	172,225	508,605	-4.8	5.0	8.0	0.5	90.0	"Green house mode"	8.5
	.D	172,246	508,591	-4.1	5.0	8.0	0.5	90.0	"Green house mode"	8.5
	.E	172,234	508,617	-4.8	5.0	8.0	0.5	90.0	"Green house mode"	8.5
	.F	172,181	509,123	-3.0	5.0	8.0	0.5	90.0	"Green house mode"	8.5
	.G	172,159	509,091	-3.0	5.0	8.0	0.5	90.0	"Green house mode"	8.5
	.H	172,182	509,116	-3.0	5.0	8.0	0.5	90.0	"Green house mode"	8.5
	.I	172,161	509,085	-3.1	5.0	8.0	0.5	90.0	"Green house mode"	8.5
	.J	172,184	509,110	-3.0	5.0	8.0	0.5	90.0	"Green house mode"	8.5
	.K	172,164	509,079	-3.3	5.0	8.0	0.5	90.0	"Green house mode"	8.5
	.L	172,187	509,104	-3.0	5.0	8.0	0.5	90.0	"Green house mode"	8.5
	.M	172,166	509,073	-3.5	5.0	8.0	0.5	90.0	"Green house mode"	8.5
	.N	172,189	509,099	-3.0	5.0	8.0	0.5	90.0	"Green house mode"	8.5
	.O	172,191	509,093	-3.0	5.0	8.0	0.5	90.0	"Green house mode"	8.5
	.P	172,194	509,088	-3.2	5.0	8.0	0.5	90.0	"Green house mode"	8.5
	.Q	172,174	509,056	-3.9	5.0	8.0	0.5	90.0	"Green house mode"	8.5
	.R	172,196	509,082	-3.3	5.0	8.0	0.5	90.0	"Green house mode"	8.5
	.S	172,175	509,050	-4.0	5.0	8.0	0.5	90.0	"Green house mode"	8.5
	.T	172,181	509,037	-4.0	5.0	8.0	0.5	90.0	"Green house mode"	8.5
	.U	172,183	509,031	-4.0	5.0	8.0	0.5	90.0	"Green house mode"	8.5
	.V	172,185	509,025	-4.1	5.0	8.0	0.5	90.0	"Green house mode"	8.5
	.W	172,220	508,980	-3.0	5.0	8.0	0.5	90.0	"Green house mode"	8.5
	.X	172,223	508,973	-3.0	5.0	8.0	0.5	90.0	"Green house mode"	8.5
	.Y	172,227	508,967	-3.0	5.0	8.0	0.5	90.0	"Green house mode"	8.5
	.Z	172,231	508,961	-3.0	5.0	8.0	0.5	90.0	"Green house mode"	8.5
	„A	172,236	508,952	-3.0	5.0	8.0	0.5	90.0	"Green house mode"	8.5
	„B	172,056	508,884	-3.2	5.0	8.0	0.5	90.0	"Green house mode"	8.5
	„C	172,059	508,879	-3.1	5.0	8.0	0.5	90.0	"Green house mode"	8.5
	„D	172,061	508,872	-3.2	5.0	8.0	0.5	90.0	"Green house mode"	8.5
	„E	172,065	508,867	-3.3	5.0	8.0	0.5	90.0	"Green house mode"	8.5
	„F	172,067	508,861	-3.5	5.0	8.0	0.5	90.0	"Green house mode"	8.5
	„G	172,070	508,856	-3.7	5.0	8.0	0.5	90.0	"Green house mode"	8.5
	„H	172,074	508,851	-3.9	5.0	8.0	0.5	90.0	"Green house mode"	8.5
	„I	172,423	508,308	-4.0	5.0	8.0	0.5	90.0	"Green house mode"	8.5
	„J	172,456	508,411	-4.0	5.0	8.0	0.5	90.0	"Green house mode"	8.5
	„K	172,438	508,329	-4.0	5.0	8.0	0.5	90.0	"Green house mode"	8.5
	„L	172,463	508,421	-4.0	5.0	8.0	0.5	90.0	"Green house mode"	8.5
	„M	172,093	508,410	-4.3	5.0	8.0	0.5	90.0	"Green house mode"	8.5

To be continued on next page...

SHADOW - Main Result

Calculation: Slagschaduw_WindplanBlauw_Cumulatie

...continued from previous page

No.	Name	X (east)	Y (north)	Z	Width	Height	Elevation a.g.l.	Slope of window	Direction mode	Eye height (ZVI) a.g.l.
		[m]	[m]	[m]	[m]	[m]	[m]	[°]		[m]
↳ N		172,103	508,425	-4.0	5.0	8.0	0.5	90.0	"Green house mode"	8.5
↳ O		172,129	508,413	-4.0	5.0	8.0	0.5	90.0	"Green house mode"	8.5
↳ P		172,461	508,365	-4.0	5.0	8.0	0.5	90.0	"Green house mode"	8.5
↳ Q		172,470	508,431	-4.0	5.0	8.0	0.5	90.0	"Green house mode"	8.5
↳ R		172,472	508,381	-4.0	5.0	8.0	0.5	90.0	"Green house mode"	8.5
↳ S		172,476	508,440	-4.0	5.0	8.0	0.5	90.0	"Green house mode"	8.5
↳ T		172,483	508,394	-4.0	5.0	8.0	0.5	90.0	"Green house mode"	8.5
↳ U		172,490	508,461	-4.5	5.0	8.0	0.5	90.0	"Green house mode"	8.5
↳ V		172,114	508,440	-4.0	5.0	8.0	0.5	90.0	"Green house mode"	8.5
↳ W		172,134	508,422	-4.0	5.0	8.0	0.5	90.0	"Green house mode"	8.5
↳ X		172,129	508,464	-4.0	5.0	8.0	0.5	90.0	"Green house mode"	8.5
↳ Y		172,139	508,477	-4.0	5.0	8.0	0.5	90.0	"Green house mode"	8.5
↳ Z		172,153	508,450	-4.0	5.0	8.0	0.5	90.0	"Green house mode"	8.5
1 A		172,145	508,491	-4.0	5.0	8.0	0.5	90.0	"Green house mode"	8.5
1 B		172,158	508,458	-4.0	5.0	8.0	0.5	90.0	"Green house mode"	8.5
1 C		172,169	508,499	-4.0	5.0	8.0	0.5	90.0	"Green house mode"	8.5
1 D		172,162	508,465	-4.0	5.0	8.0	0.5	90.0	"Green house mode"	8.5
1 E		172,181	508,490	-4.0	5.0	8.0	0.5	90.0	"Green house mode"	8.5
1 F		172,196	508,479	-4.0	5.0	8.0	0.5	90.0	"Green house mode"	8.5
1 G		172,207	508,471	-4.0	5.0	8.0	0.5	90.0	"Green house mode"	8.5
1 H		171,966	508,708	-5.9	5.0	8.0	0.5	90.0	"Green house mode"	8.5
1 I		171,964	508,623	-5.0	5.0	8.0	0.5	90.0	"Green house mode"	8.5
1 J		171,954	508,615	-5.0	5.0	8.0	0.5	90.0	"Green house mode"	8.5
1 K		171,997	508,685	-5.0	5.0	8.0	0.5	90.0	"Green house mode"	8.5
1 L		171,948	508,611	-4.9	5.0	8.0	0.5	90.0	"Green house mode"	8.5
1 M		172,001	508,669	-5.0	5.0	8.0	0.5	90.0	"Green house mode"	8.5
1 N		172,009	508,658	-5.0	5.0	8.0	0.5	90.0	"Green house mode"	8.5
1 O		172,017	508,645	-5.0	5.0	8.0	0.5	90.0	"Green house mode"	8.5
1 P		172,161	508,785	-4.0	5.0	8.0	0.5	90.0	"Green house mode"	8.5
1 Q		172,162	508,778	-4.2	5.0	8.0	0.5	90.0	"Green house mode"	8.5
1 R		172,167	508,774	-4.3	5.0	8.0	0.5	90.0	"Green house mode"	8.5
1 S		172,171	508,769	-4.5	5.0	8.0	0.5	90.0	"Green house mode"	8.5
1 T		172,171	508,762	-4.7	5.0	8.0	0.5	90.0	"Green house mode"	8.5
1 U		172,175	508,757	-4.9	5.0	8.0	0.5	90.0	"Green house mode"	8.5
1 V		172,179	508,752	-5.0	5.0	8.0	0.5	90.0	"Green house mode"	8.5
1 W		172,303	509,224	-1.2	5.0	8.0	0.5	90.0	"Green house mode"	8.5
1 X		172,284	509,194	-2.0	5.0	8.0	0.5	90.0	"Green house mode"	8.5
1 Y		172,306	509,219	-1.1	5.0	8.0	0.5	90.0	"Green house mode"	8.5
1 Z		172,285	509,188	-2.1	5.0	8.0	0.5	90.0	"Green house mode"	8.5
2 A		172,308	509,213	-1.1	5.0	8.0	0.5	90.0	"Green house mode"	8.5
2 B		172,310	509,208	-1.1	5.0	8.0	0.5	90.0	"Green house mode"	8.5
2 C		172,291	509,176	-1.7	5.0	8.0	0.5	90.0	"Green house mode"	8.5
2 D		172,313	509,202	-1.2	5.0	8.0	0.5	90.0	"Green house mode"	8.5
2 E		172,293	509,170	-1.5	5.0	8.0	0.5	90.0	"Green house mode"	8.5
2 F		172,315	509,197	-1.2	5.0	8.0	0.5	90.0	"Green house mode"	8.5
2 G		172,295	509,164	-1.4	5.0	8.0	0.5	90.0	"Green house mode"	8.5
2 H		171,927	509,114	-3.4	5.0	8.0	0.5	90.0	"Green house mode"	8.5
2 I		171,921	509,110	-3.5	5.0	8.0	0.5	90.0	"Green house mode"	8.5
2 J		171,915	509,106	-3.4	5.0	8.0	0.5	90.0	"Green house mode"	8.5
2 K		171,908	509,103	-3.3	5.0	8.0	0.5	90.0	"Green house mode"	8.5
2 L		171,890	509,090	-3.0	5.0	8.0	0.5	90.0	"Green house mode"	8.5
2 M		172,238	508,621	-4.8	5.0	8.0	0.5	90.0	"Green house mode"	8.5
2 N		172,263	508,602	-4.1	5.0	8.0	0.5	90.0	"Green house mode"	8.5
2 O		172,252	508,627	-4.9	5.0	8.0	0.5	90.0	"Green house mode"	8.5
2 P		172,272	508,604	-4.1	5.0	8.0	0.5	90.0	"Green house mode"	8.5
2 Q		172,258	508,627	-4.8	5.0	8.0	0.5	90.0	"Green house mode"	8.5
2 R		172,269	508,631	-4.5	5.0	8.0	0.5	90.0	"Green house mode"	8.5
2 S		172,292	508,604	-4.0	5.0	8.0	0.5	90.0	"Green house mode"	8.5
2 T		172,273	508,631	-4.4	5.0	8.0	0.5	90.0	"Green house mode"	8.5
2 U		172,299	508,599	-4.0	5.0	8.0	0.5	90.0	"Green house mode"	8.5
2 V		172,289	508,634	-4.0	5.0	8.0	0.5	90.0	"Green house mode"	8.5
2 W		172,295	508,634	-4.0	5.0	8.0	0.5	90.0	"Green house mode"	8.5
2 X		172,032	509,359	-2.8	5.0	8.0	0.5	90.0	"Green house mode"	8.5
2 Y		172,094	509,358	-2.0	5.0	8.0	0.5	90.0	"Green house mode"	8.5
2 Z		172,097	509,364	-2.0	5.0	8.0	0.5	90.0	"Green house mode"	8.5

To be continued on next page...

SHADOW - Main Result

Calculation: Slagschaduw_WindplanBlauw_Cumulatie

...continued from previous page

No.	Name	X (east)	Y (north)	Z	Width	Height	Elevation a.g.l.	Slope of window [°]	Direction mode	Eye height (ZVI) a.g.l. [m]
»A		172,082	509,409	-2.2	5.0	8.0	0.5	90.0	"Green house mode"	8.5
»B		172,100	509,369	-2.0	5.0	8.0	0.5	90.0	"Green house mode"	8.5
»C		172,107	509,427	-2.9	5.0	8.0	0.5	90.0	"Green house mode"	8.5
»D		172,156	509,398	-2.9	5.0	8.0	0.5	90.0	"Green house mode"	8.5
»E		172,131	509,441	-3.0	5.0	8.0	0.5	90.0	"Green house mode"	8.5
»F		172,160	509,404	-3.0	5.0	8.0	0.5	90.0	"Green house mode"	8.5
»G		172,152	509,451	-2.8	5.0	8.0	0.5	90.0	"Green house mode"	8.5
»H		172,163	509,409	-2.8	5.0	8.0	0.5	90.0	"Green house mode"	8.5
»I		172,168	509,462	-3.0	5.0	8.0	0.5	90.0	"Green house mode"	8.5
»J		172,166	509,414	-2.7	5.0	8.0	0.5	90.0	"Green house mode"	8.5
»K		172,201	509,474	-3.0	5.0	8.0	0.5	90.0	"Green house mode"	8.5
»L		172,190	509,428	-2.5	5.0	8.0	0.5	90.0	"Green house mode"	8.5
»M		172,204	509,468	-3.0	5.0	8.0	0.5	90.0	"Green house mode"	8.5
»N		172,317	509,191	-1.2	5.0	8.0	0.5	90.0	"Green house mode"	8.5
»O		172,298	509,158	-1.3	5.0	8.0	0.5	90.0	"Green house mode"	8.5
»P		172,319	509,185	-1.2	5.0	8.0	0.5	90.0	"Green house mode"	8.5
»Q		172,300	509,153	-1.3	5.0	8.0	0.5	90.0	"Green house mode"	8.5
»R		172,305	509,140	-1.9	5.0	8.0	0.5	90.0	"Green house mode"	8.5
»S		172,307	509,134	-2.1	5.0	8.0	0.5	90.0	"Green house mode"	8.5
»T		172,310	509,128	-2.4	5.0	8.0	0.5	90.0	"Green house mode"	8.5
»U		172,341	509,089	-3.0	5.0	8.0	0.5	90.0	"Green house mode"	8.5
»V		172,345	509,082	-3.0	5.0	8.0	0.5	90.0	"Green house mode"	8.5
»W		172,349	509,076	-3.0	5.0	8.0	0.5	90.0	"Green house mode"	8.5
»X		172,353	509,070	-3.0	5.0	8.0	0.5	90.0	"Green house mode"	8.5
»Y		172,356	509,064	-3.0	5.0	8.0	0.5	90.0	"Green house mode"	8.5
»Z		172,390	509,016	-2.7	5.0	8.0	0.5	90.0	"Green house mode"	8.5
¼A		172,386	509,014	-2.7	5.0	8.0	0.5	90.0	"Green house mode"	8.5
¼B		172,375	509,007	-2.8	5.0	8.0	0.5	90.0	"Green house mode"	8.5
¼C		172,370	509,004	-2.9	5.0	8.0	0.5	90.0	"Green house mode"	8.5
¼D		172,365	509,001	-3.0	5.0	8.0	0.5	90.0	"Green house mode"	8.5
¼E		172,374	508,988	-2.9	5.0	8.0	0.5	90.0	"Green house mode"	8.5
¼F		172,379	508,991	-2.7	5.0	8.0	0.5	90.0	"Green house mode"	8.5
¼G		172,383	508,994	-2.6	5.0	8.0	0.5	90.0	"Green house mode"	8.5
¼H		172,395	508,511	-4.0	5.0	8.0	0.5	90.0	"Green house mode"	8.5
¼I		172,397	508,516	-4.0	5.0	8.0	0.5	90.0	"Green house mode"	8.5
¼J		172,403	508,529	-4.0	5.0	8.0	0.5	90.0	"Green house mode"	8.5
¼K		172,406	508,534	-4.0	5.0	8.0	0.5	90.0	"Green house mode"	8.5
¼L		172,412	508,547	-4.0	5.0	8.0	0.5	90.0	"Green house mode"	8.5
¼M		172,414	508,552	-4.0	5.0	8.0	0.5	90.0	"Green house mode"	8.5
¼N		172,494	508,411	-4.0	5.0	8.0	0.5	90.0	"Green house mode"	8.5
¼O		172,497	508,471	-4.9	5.0	8.0	0.5	90.0	"Green house mode"	8.5
¼P		172,506	508,426	-4.0	5.0	8.0	0.5	90.0	"Green house mode"	8.5
¼Q		172,505	508,482	-4.9	5.0	8.0	0.5	90.0	"Green house mode"	8.5
¼R		172,516	508,445	-4.0	5.0	8.0	0.5	90.0	"Green house mode"	8.5
¼S		172,511	508,493	-4.9	5.0	8.0	0.5	90.0	"Green house mode"	8.5
¼T		172,174	508,156	-4.5	5.0	8.0	0.5	90.0	"Green house mode"	8.5
¼U		172,172	508,151	-4.3	5.0	8.0	0.5	90.0	"Green house mode"	8.5
¼V		172,169	508,147	-4.1	5.0	8.0	0.5	90.0	"Green house mode"	8.5
¼W		172,166	508,142	-3.9	5.0	8.0	0.5	90.0	"Green house mode"	8.5
¼X		172,163	508,138	-3.7	5.0	8.0	0.5	90.0	"Green house mode"	8.5
¼Y		172,161	508,134	-3.5	5.0	8.0	0.5	90.0	"Green house mode"	8.5
¼Z		172,158	508,130	-3.4	5.0	8.0	0.5	90.0	"Green house mode"	8.5
½A		171,827	508,852	-2.4	5.0	8.0	0.5	90.0	"Green house mode"	8.5
½B		171,853	508,867	-2.0	5.0	8.0	0.5	90.0	"Green house mode"	8.5
½C		172,389	508,997	-2.4	5.0	8.0	0.5	90.0	"Green house mode"	8.5
½D		172,394	509,000	-2.2	5.0	8.0	0.5	90.0	"Green house mode"	8.5
½E		172,400	509,003	-2.1	5.0	8.0	0.5	90.0	"Green house mode"	8.5
½F		172,413	508,982	-2.6	5.0	8.0	0.5	90.0	"Green house mode"	8.5
½G		172,320	509,501	-3.8	5.0	8.0	0.5	90.0	"Green house mode"	8.5
½H		172,296	509,488	-4.0	5.0	8.0	0.5	90.0	"Green house mode"	8.5
½I		172,317	509,506	-3.6	5.0	8.0	0.5	90.0	"Green house mode"	8.5
½J		172,298	509,491	-4.0	5.0	8.0	0.5	90.0	"Green house mode"	8.5
½K		172,295	509,492	-4.0	5.0	8.0	0.5	90.0	"Green house mode"	8.5
½L		172,309	509,517	-3.3	5.0	8.0	0.5	90.0	"Green house mode"	8.5
½M		172,296	509,490	-4.0	5.0	8.0	0.5	90.0	"Green house mode"	8.5

To be continued on next page...

SHADOW - Main Result

Calculation: Slagschaduw_WindplanBlauw_Cumulatie

...continued from previous page

No.	Name	X (east)	Y (north)	Z	Width	Height	Elevation a.g.l.	Slope of window [°]	Direction mode	Eye height (ZVI) a.g.l. [m]
½ N		172,307	509,521	-3.2	5.0	8.0	0.5	90.0	"Green house mode"	8.5
½ O		172,300	509,486	-4.0	5.0	8.0	0.5	90.0	"Green house mode"	8.5
½ P		172,305	509,526	-3.0	5.0	8.0	0.5	90.0	"Green house mode"	8.5
½ Q		172,298	509,485	-4.0	5.0	8.0	0.5	90.0	"Green house mode"	8.5
½ R		172,302	509,530	-2.9	5.0	8.0	0.5	90.0	"Green house mode"	8.5
½ S		172,294	509,497	-3.9	5.0	8.0	0.5	90.0	"Green house mode"	8.5
½ T		172,299	509,535	-2.7	5.0	8.0	0.5	90.0	"Green house mode"	8.5
½ U		172,291	509,502	-3.8	5.0	8.0	0.5	90.0	"Green house mode"	8.5
½ V		172,296	509,539	-2.6	5.0	8.0	0.5	90.0	"Green house mode"	8.5
½ W		172,288	509,507	-3.6	5.0	8.0	0.5	90.0	"Green house mode"	8.5
½ X		172,284	509,553	-2.0	5.0	8.0	0.5	90.0	"Green house mode"	8.5
½ Y		172,285	509,511	-3.5	5.0	8.0	0.5	90.0	"Green house mode"	8.5
½ Z		172,291	509,585	-1.2	5.0	8.0	0.5	90.0	"Green house mode"	8.5
¾ A		172,267	509,582	-1.1	5.0	8.0	0.5	90.0	"Green house mode"	8.5
¾ B		172,265	509,588	-1.0	5.0	8.0	0.5	90.0	"Green house mode"	8.5
¾ C		172,046	509,095	-3.0	5.0	8.0	0.5	90.0	"Green house mode"	8.5
¾ D		172,050	509,088	-2.9	5.0	8.0	0.5	90.0	"Green house mode"	8.5
¾ E		172,054	509,081	-2.7	5.0	8.0	0.5	90.0	"Green house mode"	8.5
¾ F		172,058	509,075	-2.5	5.0	8.0	0.5	90.0	"Green house mode"	8.5
¾ G		172,061	509,069	-2.3	5.0	8.0	0.5	90.0	"Green house mode"	8.5
¾ H		172,066	509,062	-2.1	5.0	8.0	0.5	90.0	"Green house mode"	8.5
¾ I		172,051	509,048	-2.6	5.0	8.0	0.5	90.0	"Green house mode"	8.5
¾ J		172,045	509,044	-2.8	5.0	8.0	0.5	90.0	"Green house mode"	8.5
¾ K		172,038	509,041	-2.9	5.0	8.0	0.5	90.0	"Green house mode"	8.5
¾ L		172,033	509,036	-3.0	5.0	8.0	0.5	90.0	"Green house mode"	8.5
¾ M		172,111	509,338	-2.0	5.0	8.0	0.5	90.0	"Green house mode"	8.5
¾ N		172,066	509,332	-2.0	5.0	8.0	0.5	90.0	"Green house mode"	8.5
¾ O		172,118	509,334	-2.0	5.0	8.0	0.5	90.0	"Green house mode"	8.5
¾ P		172,072	509,328	-2.0	5.0	8.0	0.5	90.0	"Green house mode"	8.5
¾ Q		172,125	509,328	-2.0	5.0	8.0	0.5	90.0	"Green house mode"	8.5
¾ R		172,079	509,324	-2.0	5.0	8.0	0.5	90.0	"Green house mode"	8.5
¾ S		172,132	509,324	-2.0	5.0	8.0	0.5	90.0	"Green house mode"	8.5
¾ T		172,139	509,319	-2.0	5.0	8.0	0.5	90.0	"Green house mode"	8.5
¾ U		172,091	509,317	-2.0	5.0	8.0	0.5	90.0	"Green house mode"	8.5
¾ V		172,145	509,315	-2.0	5.0	8.0	0.5	90.0	"Green house mode"	8.5
¾ W		172,156	509,313	-2.0	5.0	8.0	0.5	90.0	"Green house mode"	8.5
¾ X		172,102	509,308	-2.0	5.0	8.0	0.5	90.0	"Green house mode"	8.5
¾ Y		172,162	509,309	-2.0	5.0	8.0	0.5	90.0	"Green house mode"	8.5
¾ Z		172,169	509,305	-2.0	5.0	8.0	0.5	90.0	"Green house mode"	8.5
¿A		172,120	509,297	-2.0	5.0	8.0	0.5	90.0	"Green house mode"	8.5
¿B		172,177	509,300	-2.0	5.0	8.0	0.5	90.0	"Green house mode"	8.5
¿C		172,132	509,289	-2.0	5.0	8.0	0.5	90.0	"Green house mode"	8.5
¿D		172,146	509,281	-2.0	5.0	8.0	0.5	90.0	"Green house mode"	8.5
¿E		172,006	509,079	-3.0	5.0	8.0	0.5	90.0	"Green house mode"	8.5
¿F		172,001	509,037	-3.0	5.0	8.0	0.5	90.0	"Green house mode"	8.5
¿G		172,009	509,073	-3.0	5.0	8.0	0.5	90.0	"Green house mode"	8.5
¿H		172,006	509,031	-3.0	5.0	8.0	0.5	90.0	"Green house mode"	8.5
¿I		172,013	509,068	-3.0	5.0	8.0	0.5	90.0	"Green house mode"	8.5
¿J		172,009	509,025	-3.2	5.0	8.0	0.5	90.0	"Green house mode"	8.5
¿K		172,016	509,063	-3.0	5.0	8.0	0.5	90.0	"Green house mode"	8.5
¿L		172,013	509,019	-3.4	5.0	8.0	0.5	90.0	"Green house mode"	8.5
¿M		172,016	509,012	-3.6	5.0	8.0	0.5	90.0	"Green house mode"	8.5
¿N		172,023	509,053	-3.0	5.0	8.0	0.5	90.0	"Green house mode"	8.5
¿O		172,285	509,601	-0.6	5.0	8.0	0.5	90.0	"Green house mode"	8.5
¿P		172,260	509,605	-0.8	5.0	8.0	0.5	90.0	"Green house mode"	8.5
¿Q		172,283	509,606	-0.5	5.0	8.0	0.5	90.0	"Green house mode"	8.5
¿R		172,259	509,610	-0.8	5.0	8.0	0.5	90.0	"Green house mode"	8.5
¿S		172,280	509,617	-0.2	5.0	8.0	0.5	90.0	"Green house mode"	8.5
¿T		172,247	509,651	-2.2	5.0	8.0	0.5	90.0	"Green house mode"	8.5
¿U		172,279	509,623	-0.3	5.0	8.0	0.5	90.0	"Green house mode"	8.5
¿V		172,245	509,657	-2.5	5.0	8.0	0.5	90.0	"Green house mode"	8.5
¿W		172,277	509,634	-0.4	5.0	8.0	0.5	90.0	"Green house mode"	8.5
¿X		172,240	509,673	-3.1	5.0	8.0	0.5	90.0	"Green house mode"	8.5
¿Y		172,275	509,639	-0.5	5.0	8.0	0.5	90.0	"Green house mode"	8.5
¿Z		172,238	509,679	-3.3	5.0	8.0	0.5	90.0	"Green house mode"	8.5

To be continued on next page...

SHADOW - Main Result

Calculation: Slagschaduw_WindplanBlauw_Cumulatie

...continued from previous page

No.	Name	X (east)	Y (north)	Z	Width	Height	Elevation a.g.l.	Slope of window [°]	Direction mode	Eye height (ZVI) a.g.l. [m]
	AA	172,273	509,647	-0.7	5.0	8.0	0.5	90.0	"Green house mode"	8.5
	AB	172,270	509,655	-1.0	5.0	8.0	0.5	90.0	"Green house mode"	8.5
	AC	172,266	509,664	-1.4	5.0	8.0	0.5	90.0	"Green house mode"	8.5
	AD	172,264	509,672	-1.7	5.0	8.0	0.5	90.0	"Green house mode"	8.5
	AE	172,309	508,170	-4.0	5.0	8.0	0.5	90.0	"Green house mode"	8.5
	AF	172,304	508,173	-4.0	5.0	8.0	0.5	90.0	"Green house mode"	8.5
	AG	172,300	508,176	-4.0	5.0	8.0	0.5	90.0	"Green house mode"	8.5
	AH	172,296	508,179	-4.0	5.0	8.0	0.5	90.0	"Green house mode"	8.5
	AI	172,292	508,182	-4.0	5.0	8.0	0.5	90.0	"Green house mode"	8.5
	AJ	172,287	508,185	-4.1	5.0	8.0	0.5	90.0	"Green house mode"	8.5
	AK	171,799	508,810	-1.8	5.0	8.0	0.5	90.0	"Green house mode"	8.5
	AL	171,807	508,796	-1.4	5.0	8.0	0.5	90.0	"Green house mode"	8.5
	AM	171,848	508,761	-1.3	5.0	8.0	0.5	90.0	"Green house mode"	8.5
	AN	171,789	508,826	-1.9	5.0	8.0	0.5	90.0	"Green house mode"	8.5
	AO	171,848	508,746	-1.3	5.0	8.0	0.5	90.0	"Green house mode"	8.5
	AP	171,850	508,738	-1.6	5.0	8.0	0.5	90.0	"Green house mode"	8.5
	AQ	171,856	508,725	-2.3	5.0	8.0	0.5	90.0	"Green house mode"	8.5
	AR	171,858	508,719	-2.6	5.0	8.0	0.5	90.0	"Green house mode"	8.5
	AS	171,867	508,707	-3.4	5.0	8.0	0.5	90.0	"Green house mode"	8.5
	AT	171,870	508,702	-3.6	5.0	8.0	0.5	90.0	"Green house mode"	8.5
	AU	171,881	508,691	-4.1	5.0	8.0	0.5	90.0	"Green house mode"	8.5
	AV	171,887	508,686	-4.2	5.0	8.0	0.5	90.0	"Green house mode"	8.5
	AW	171,897	508,677	-4.1	5.0	8.0	0.5	90.0	"Green house mode"	8.5
	AX	171,907	508,627	-3.6	5.0	8.0	0.5	90.0	"Green house mode"	8.5
	AY	171,918	508,612	-4.1	5.0	8.0	0.5	90.0	"Green house mode"	8.5
	AZ	171,926	508,597	-4.3	5.0	8.0	0.5	90.0	"Green house mode"	8.5
	AA	172,524	509,123	-3.0	5.0	8.0	0.5	90.0	"Green house mode"	8.5
	AB	172,593	509,181	-1.4	5.0	8.0	0.5	90.0	"Green house mode"	8.5
	AC	172,510	509,133	-3.0	5.0	8.0	0.5	90.0	"Green house mode"	8.5
	AD	172,592	509,170	-2.1	5.0	8.0	0.5	90.0	"Green house mode"	8.5
	AE	172,467	509,166	-3.0	5.0	8.0	0.5	90.0	"Green house mode"	8.5
	AF	172,462	509,161	-3.0	5.0	8.0	0.5	90.0	"Green house mode"	8.5
	AG	172,400	508,349	-4.0	5.0	8.0	0.5	90.0	"Green house mode"	8.5
	AH	172,058	508,695	-5.0	5.0	8.0	0.5	90.0	"Green house mode"	8.5
	AI	172,327	508,594	-4.0	5.0	8.0	0.5	90.0	"Green house mode"	8.5
	AJ	171,891	509,505	-4.1	5.0	8.0	0.5	90.0	"Green house mode"	8.5
	AK	172,544	508,372	-3.8	5.0	8.0	0.5	90.0	"Green house mode"	8.5
	AL	172,050	508,315	-3.6	5.0	8.0	0.5	90.0	"Green house mode"	8.5
	AM	172,327	508,198	-4.0	5.0	8.0	0.5	90.0	"Green house mode"	8.5
	AN	172,293	508,052	-4.7	5.0	8.0	0.5	90.0	"Green house mode"	8.5
	AO	171,983	509,097	-3.0	5.0	8.0	0.5	90.0	"Green house mode"	8.5
	AP	172,278	508,886	-3.5	5.0	8.0	0.5	90.0	"Green house mode"	8.5
	AQ	172,045	508,762	-4.7	5.0	8.0	0.5	90.0	"Green house mode"	8.5
	AR	172,170	508,326	-4.2	5.0	8.0	0.5	90.0	"Green house mode"	8.5
	AS	172,427	508,707	-4.3	5.0	8.0	0.5	90.0	"Green house mode"	8.5
	AT	172,521	509,275	-3.7	5.0	8.0	0.5	90.0	"Green house mode"	8.5
	AU	172,159	508,398	-4.0	5.0	8.0	0.5	90.0	"Green house mode"	8.5
	AV	171,904	509,613	-4.2	5.0	8.0	0.5	90.0	"Green house mode"	8.5
	AW	171,916	509,045	-3.0	5.0	8.0	0.5	90.0	"Green house mode"	8.5
	AX	172,542	509,114	-2.9	5.0	8.0	0.5	90.0	"Green house mode"	8.5
	AY	172,380	508,479	-3.7	5.0	8.0	0.5	90.0	"Green house mode"	8.5
	AZ	172,501	509,145	-3.0	5.0	8.0	0.5	90.0	"Green house mode"	8.5
	AA	172,333	509,045	-3.0	5.0	8.0	0.5	90.0	"Green house mode"	8.5
	AB	171,999	508,571	-5.0	5.0	8.0	0.5	90.0	"Green house mode"	8.5
	AC	171,862	508,781	-1.6	5.0	8.0	0.5	90.0	"Green house mode"	8.5
	AD	171,771	509,151	-3.9	5.0	8.0	0.5	90.0	"Green house mode"	8.5
	AE	172,208	509,300	-2.0	5.0	8.0	0.5	90.0	"Green house mode"	8.5
	AF	172,338	509,590	-1.9	5.0	8.0	0.5	90.0	"Green house mode"	8.5
	AG	172,444	509,144	-3.0	5.0	8.0	0.5	90.0	"Green house mode"	8.5
	AH	172,718	508,672	-3.1	5.0	8.0	0.5	90.0	"Green house mode"	8.5
	AI	172,663	508,852	-3.9	5.0	8.0	0.5	90.0	"Green house mode"	8.5
	AJ	172,016	509,216	-1.3	5.0	8.0	0.5	90.0	"Green house mode"	8.5
	AK	172,472	509,191	-3.0	5.0	8.0	0.5	90.0	"Green house mode"	8.5
	AL	172,681	508,977	-3.2	5.0	8.0	0.5	90.0	"Green house mode"	8.5
	AM	172,751	508,809	-3.0	5.0	8.0	0.5	90.0	"Green house mode"	8.5

To be continued on next page...

SHADOW - Main Result

Calculation: Slagschaduw_WindplanBlauw_Cumulatie

...continued from previous page

No.	Name	X (east)	Y (north)	Z	Width	Height	Elevation a.g.l.	Slope of window [°]	Direction mode	Eye height (ZVI) a.g.l. [m]
	ÂN	172,254	509,501	-3.8	5.0	8.0	0.5	90.0	"Green house mode"	8.5
	ÂO	172,201	509,631	-2.9	5.0	8.0	0.5	90.0	"Green house mode"	8.5
	ÂP	172,719	508,714	-3.8	5.0	8.0	0.5	90.0	"Green house mode"	8.5
	ÂQ	172,520	508,944	-3.3	5.0	8.0	0.5	90.0	"Green house mode"	8.5
	ÂR	172,496	508,886	-2.8	5.0	8.0	0.5	90.0	"Green house mode"	8.5
	ÂS	172,557	508,885	-3.7	5.0	8.0	0.5	90.0	"Green house mode"	8.5
	ÂT	172,556	508,796	-3.3	5.0	8.0	0.5	90.0	"Green house mode"	8.5
	ÂU	172,288	509,701	-1.4	5.0	8.0	0.5	90.0	"Green house mode"	8.5
	ÂV	172,306	509,726	-2.5	5.0	8.0	0.5	90.0	"Green house mode"	8.5
	ÂW	172,282	509,696	-1.2	5.0	8.0	0.5	90.0	"Green house mode"	8.5
	ÂX	172,296	509,723	-2.4	5.0	8.0	0.5	90.0	"Green house mode"	8.5
	ÂY	172,276	509,694	-1.4	5.0	8.0	0.5	90.0	"Green house mode"	8.5
	ÂZ	172,286	509,721	-2.3	5.0	8.0	0.5	90.0	"Green house mode"	8.5
	ÂA	172,266	509,695	-1.8	5.0	8.0	0.5	90.0	"Green house mode"	8.5
	ÂB	172,278	509,718	-2.2	5.0	8.0	0.5	90.0	"Green house mode"	8.5
	ÂC	172,259	509,693	-2.1	5.0	8.0	0.5	90.0	"Green house mode"	8.5
	ÂD	172,212	509,675	-4.0	5.0	8.0	0.5	90.0	"Green house mode"	8.5
	ÂE	172,261	509,714	-2.1	5.0	8.0	0.5	90.0	"Green house mode"	8.5
	ÂF	172,206	509,673	-3.8	5.0	8.0	0.5	90.0	"Green house mode"	8.5
	ÂG	172,229	509,705	-2.7	5.0	8.0	0.5	90.0	"Green house mode"	8.5
	ÂH	172,194	509,669	-3.5	5.0	8.0	0.5	90.0	"Green house mode"	8.5
	ÂI	172,219	509,702	-3.1	5.0	8.0	0.5	90.0	"Green house mode"	8.5
	ÂJ	172,075	509,625	-2.8	5.0	8.0	0.5	90.0	"Green house mode"	8.5
	ÂK	172,207	509,698	-3.4	5.0	8.0	0.5	90.0	"Green house mode"	8.5
	ÂL	172,053	509,627	-3.0	5.0	8.0	0.5	90.0	"Green house mode"	8.5
	ÂM	172,195	509,694	-3.3	5.0	8.0	0.5	90.0	"Green house mode"	8.5
	ÂN	172,028	509,641	-3.8	5.0	8.0	0.5	90.0	"Green house mode"	8.5
	ÂO	172,183	509,691	-3.1	5.0	8.0	0.5	90.0	"Green house mode"	8.5
	ÂP	172,007	509,643	-4.4	5.0	8.0	0.5	90.0	"Green house mode"	8.5
	ÂQ	172,173	509,689	-3.0	5.0	8.0	0.5	90.0	"Green house mode"	8.5
	ÂR	171,985	509,638	-5.0	5.0	8.0	0.5	90.0	"Green house mode"	8.5
	ÂS	172,160	509,684	-2.6	5.0	8.0	0.5	90.0	"Green house mode"	8.5
	ÂT	171,964	509,632	-5.0	5.0	8.0	0.5	90.0	"Green house mode"	8.5
	ÂU	172,152	509,680	-2.4	5.0	8.0	0.5	90.0	"Green house mode"	8.5
	ÂV	171,944	509,627	-4.9	5.0	8.0	0.5	90.0	"Green house mode"	8.5
	ÂW	172,144	509,677	-2.3	5.0	8.0	0.5	90.0	"Green house mode"	8.5
	ÂX	171,924	509,622	-4.5	5.0	8.0	0.5	90.0	"Green house mode"	8.5
	ÂY	172,131	509,668	-2.4	5.0	8.0	0.5	90.0	"Green house mode"	8.5
	ÂZ	172,114	509,658	-2.7	5.0	8.0	0.5	90.0	"Green house mode"	8.5
	ÂA	171,885	509,599	-5.0	5.0	8.0	0.5	90.0	"Green house mode"	8.5
	ÂB	171,876	509,576	-5.9	5.0	8.0	0.5	90.0	"Green house mode"	8.5
	ÂC	172,038	508,977	-3.7	5.0	8.0	0.5	90.0	"Green house mode"	8.5
	ÂD	172,170	509,061	-3.8	5.0	8.0	0.5	90.0	"Green house mode"	8.5
	ÂE	171,868	508,877	-2.0	5.0	8.0	0.5	90.0	"Green house mode"	8.5
	ÂF	172,289	509,590	-1.0	5.0	8.0	0.5	90.0	"Green house mode"	8.5
	ÂG	172,208	508,577	-4.3	5.0	8.0	0.5	90.0	"Green house mode"	8.5
	ÂH	172,148	508,442	-4.0	5.0	8.0	0.5	90.0	"Green house mode"	8.5
	ÂI	172,254	508,599	-4.0	5.0	8.0	0.5	90.0	"Green house mode"	8.5
	ÂJ	171,898	508,953	-3.2	5.0	8.0	0.5	90.0	"Green house mode"	8.5
	ÂK	171,927	509,052	-3.0	5.0	8.0	0.5	90.0	"Green house mode"	8.5
	ÂL	171,963	509,013	-3.6	5.0	8.0	0.5	90.0	"Green house mode"	8.5
	ÂM	171,921	509,049	-3.0	5.0	8.0	0.5	90.0	"Green house mode"	8.5
	ÂN	171,966	509,008	-3.7	5.0	8.0	0.5	90.0	"Green house mode"	8.5
	ÂO	171,969	509,002	-3.9	5.0	8.0	0.5	90.0	"Green house mode"	8.5
	ÂP	171,901	509,034	-3.0	5.0	8.0	0.5	90.0	"Green house mode"	8.5
	ÂQ	171,973	508,998	-4.0	5.0	8.0	0.5	90.0	"Green house mode"	8.5
	ÂR	171,905	509,028	-3.0	5.0	8.0	0.5	90.0	"Green house mode"	8.5
	ÂS	171,976	508,993	-4.0	5.0	8.0	0.5	90.0	"Green house mode"	8.5
	ÂT	171,909	509,022	-3.0	5.0	8.0	0.5	90.0	"Green house mode"	8.5
	ÂU	171,913	509,016	-3.0	5.0	8.0	0.5	90.0	"Green house mode"	8.5
	ÂV	171,988	508,972	-4.0	5.0	8.0	0.5	90.0	"Green house mode"	8.5
	ÂW	171,917	509,010	-3.1	5.0	8.0	0.5	90.0	"Green house mode"	8.5
	ÂX	171,992	508,967	-4.0	5.0	8.0	0.5	90.0	"Green house mode"	8.5
	ÂY	171,995	508,961	-4.0	5.0	8.0	0.5	90.0	"Green house mode"	8.5
	ÂZ	171,930	508,986	-3.5	5.0	8.0	0.5	90.0	"Green house mode"	8.5

To be continued on next page...

SHADOW - Main Result

Calculation: Slagschaduw_WindplanBlauw_Cumulatie

...continued from previous page

No.	Name	X (east)	Y (north)	Z	Width	Height	Elevation a.g.l.	Slope of window [°]	Direction mode	Eye height (ZVI) a.g.l. [m]
	AA	171,999	508,956	-3.9	5.0	8.0	0.5	90.0	"Green house mode"	8.5
	AB	171,935	508,980	-3.6	5.0	8.0	0.5	90.0	"Green house mode"	8.5
	AC	172,003	508,951	-3.8	5.0	8.0	0.5	90.0	"Green house mode"	8.5
	AD	171,939	508,975	-3.7	5.0	8.0	0.5	90.0	"Green house mode"	8.5
	AE	172,012	508,933	-3.4	5.0	8.0	0.5	90.0	"Green house mode"	8.5
	AF	171,941	508,967	-3.7	5.0	8.0	0.5	90.0	"Green house mode"	8.5
	AG	172,019	508,937	-3.2	5.0	8.0	0.5	90.0	"Green house mode"	8.5
	AH	171,945	508,961	-3.7	5.0	8.0	0.5	90.0	"Green house mode"	8.5
	AI	172,025	508,941	-3.1	5.0	8.0	0.5	90.0	"Green house mode"	8.5
	AJ	171,951	508,956	-3.6	5.0	8.0	0.5	90.0	"Green house mode"	8.5
	AK	172,031	508,945	-3.2	5.0	8.0	0.5	90.0	"Green house mode"	8.5
	AL	172,094	509,264	-2.0	5.0	8.0	0.5	90.0	"Green house mode"	8.5
	AM	172,028	509,505	-3.9	5.0	8.0	0.5	90.0	"Green house mode"	8.5
	AN	172,455	508,288	-3.9	5.0	8.0	0.5	90.0	"Green house mode"	8.5
	AO	172,163	508,202	-4.4	5.0	8.0	0.5	90.0	"Green house mode"	8.5
	AP	172,356	508,210	-4.4	5.0	8.0	0.5	90.0	"Green house mode"	8.5
	AQ	172,388	509,302	-2.1	5.0	8.0	0.5	90.0	"Green house mode"	8.5
	AR	172,258	508,205	-4.9	5.0	8.0	0.5	90.0	"Green house mode"	8.5
	AS	172,206	508,202	-4.9	5.0	8.0	0.5	90.0	"Green house mode"	8.5
	AT	171,967	509,299	-2.7	5.0	8.0	0.5	90.0	"Green house mode"	8.5
	AU	172,181	509,348	-2.4	5.0	8.0	0.5	90.0	"Green house mode"	8.5
	AV	172,281	508,306	-4.0	5.0	8.0	0.5	90.0	"Green house mode"	8.5
	AW	172,317	508,279	-4.2	5.0	8.0	0.5	90.0	"Green house mode"	8.5
	AX	172,407	509,299	-2.0	5.0	8.0	0.5	90.0	"Green house mode"	8.5
	AY	172,131	508,074	-1.8	5.0	8.0	0.5	90.0	"Green house mode"	8.5
	AZ	172,446	508,669	-4.2	5.0	8.0	0.5	90.0	"Green house mode"	8.5
	EA	172,410	509,206	-2.8	5.0	8.0	0.5	90.0	"Green house mode"	8.5
	EB	171,797	509,322	-3.0	5.0	8.0	0.5	90.0	"Green house mode"	8.5
	EC	172,215	508,423	-4.0	5.0	8.0	0.5	90.0	"Green house mode"	8.5
	ED	171,630	509,166	-1.7	5.0	8.0	0.5	90.0	"Green house mode"	8.5
	EE	172,402	508,840	-2.2	5.0	8.0	0.5	90.0	"Green house mode"	8.5
	EF	171,802	509,173	-4.0	5.0	8.0	0.5	90.0	"Green house mode"	8.5
	EG	172,354	508,484	-4.0	5.0	8.0	0.5	90.0	"Green house mode"	8.5
	EH	172,377	508,474	-3.7	5.0	8.0	0.5	90.0	"Green house mode"	8.5
	EI	172,356	508,490	-4.0	5.0	8.0	0.5	90.0	"Green house mode"	8.5
	EJ	172,386	508,493	-3.8	5.0	8.0	0.5	90.0	"Green house mode"	8.5
	EK	172,389	508,498	-3.8	5.0	8.0	0.5	90.0	"Green house mode"	8.5
	EL	172,204	509,294	-2.0	5.0	8.0	0.5	90.0	"Green house mode"	8.5
	EM	172,440	509,148	-3.0	5.0	8.0	0.5	90.0	"Green house mode"	8.5
	EN	172,627	508,988	-3.5	5.0	8.0	0.5	90.0	"Green house mode"	8.5
	EO	172,473	509,205	-3.0	5.0	8.0	0.5	90.0	"Green house mode"	8.5
	EP	172,686	508,973	-3.4	5.0	8.0	0.5	90.0	"Green house mode"	8.5
	EQ	172,713	508,814	-3.8	5.0	8.0	0.5	90.0	"Green house mode"	8.5
	ER	172,492	508,620	-2.9	5.0	8.0	0.5	90.0	"Green house mode"	8.5
	ES	172,215	509,539	-2.1	5.0	8.0	0.5	90.0	"Green house mode"	8.5
	ET	171,949	509,411	-3.3	5.0	8.0	0.5	90.0	"Green house mode"	8.5
	EU	172,633	508,665	-3.1	5.0	8.0	0.5	90.0	"Green house mode"	8.5
	EV	172,187	509,491	-3.0	5.0	8.0	0.5	90.0	"Green house mode"	8.5
	EW	172,369	508,169	-4.0	5.0	8.0	0.5	90.0	"Green house mode"	8.5
	EX	172,179	508,082	-4.0	5.0	8.0	0.5	90.0	"Green house mode"	8.5
	EY	172,020	509,058	-3.0	5.0	8.0	0.5	90.0	"Green house mode"	8.5
	EZ	172,326	509,491	-4.0	5.0	8.0	0.5	90.0	"Green house mode"	8.5
	QA	172,102	508,720	-4.0	5.0	8.0	0.5	90.0	"Green house mode"	8.5
	QB	172,072	508,376	-5.0	5.0	8.0	0.5	90.0	"Green house mode"	8.5
	QC	172,114	508,394	-4.4	5.0	8.0	0.5	90.0	"Green house mode"	8.5
	QD	172,086	508,366	-4.7	5.0	8.0	0.5	90.0	"Green house mode"	8.5
	QE	172,122	508,389	-4.4	5.0	8.0	0.5	90.0	"Green house mode"	8.5
	QF	172,131	508,387	-4.2	5.0	8.0	0.5	90.0	"Green house mode"	8.5
	QG	172,141	508,386	-4.0	5.0	8.0	0.5	90.0	"Green house mode"	8.5
	QH	172,151	508,390	-4.0	5.0	8.0	0.5	90.0	"Green house mode"	8.5
	QI	172,171	508,418	-4.0	5.0	8.0	0.5	90.0	"Green house mode"	8.5
	QJ	172,175	508,424	-4.0	5.0	8.0	0.5	90.0	"Green house mode"	8.5
	QK	172,181	508,432	-4.0	5.0	8.0	0.5	90.0	"Green house mode"	8.5
	QL	172,185	508,438	-4.0	5.0	8.0	0.5	90.0	"Green house mode"	8.5
	QM	172,205	508,408	-4.0	5.0	8.0	0.5	90.0	"Green house mode"	8.5

To be continued on next page...

SHADOW - Main Result

Calculation: Slagschaduw_WindplanBlauw_Cumulatie

...continued from previous page

No.	Name	X (east)	Y (north)	Z	Width	Height	Elevation a.g.l.	Slope of window [°]	Direction mode	Eye height (ZVI) a.g.l. [m]
	CN	172,190	508,446	-4.0	5.0	8.0	0.5	90.0	"Green house mode"	8.5
	CO	172,210	508,415	-4.0	5.0	8.0	0.5	90.0	"Green house mode"	8.5
	QP	172,194	508,452	-4.0	5.0	8.0	0.5	90.0	"Green house mode"	8.5
	CO	172,169	509,067	-3.7	5.0	8.0	0.5	90.0	"Green house mode"	8.5
	QR	172,289	509,182	-1.9	5.0	8.0	0.5	90.0	"Green house mode"	8.5
	QS	172,313	509,512	-3.4	5.0	8.0	0.5	90.0	"Green house mode"	8.5
	QT	172,281	508,606	-4.1	5.0	8.0	0.5	90.0	"Green house mode"	8.5
	QU	172,098	509,312	-2.0	5.0	8.0	0.5	90.0	"Green house mode"	8.5
	QV	172,538	508,025	1.5	5.0	8.0	0.5	90.0	"Green house mode"	8.5
	QW	172,436	507,877	-2.8	5.0	8.0	0.5	90.0	"Green house mode"	8.5
	QX	172,427	507,888	-2.5	5.0	8.0	0.5	90.0	"Green house mode"	8.5
	QY	171,051	510,642	-3.4	5.0	8.0	0.5	90.0	"Green house mode"	8.5
	QZ	171,360	506,653	-4.0	5.0	8.0	0.5	90.0	"Green house mode"	8.5
	EA	171,495	506,594	-4.3	5.0	8.0	0.5	90.0	"Green house mode"	8.5
	EB	171,418	507,811	-5.8	5.0	8.0	0.5	90.0	"Green house mode"	8.5
	EC	171,307	507,253	-3.3	5.0	8.0	0.5	90.0	"Green house mode"	8.5
	ED	171,310	507,198	-2.6	5.0	8.0	0.5	90.0	"Green house mode"	8.5
	EE	171,593	507,694	-5.9	5.0	8.0	0.5	90.0	"Green house mode"	8.5
	EF	171,358	509,083	-1.3	5.0	8.0	0.5	90.0	"Green house mode"	8.5
	EG	171,456	508,104	-2.9	5.0	8.0	0.5	90.0	"Green house mode"	8.5
	EH	171,096	506,101	-4.7	5.0	8.0	0.5	90.0	"Green house mode"	8.5
	EI	170,938	506,025	-4.8	5.0	8.0	0.5	90.0	"Green house mode"	8.5
	EJ	170,273	505,979	-4.6	5.0	8.0	0.5	90.0	"Green house mode"	8.5
	EK	170,194	506,034	-4.0	5.0	8.0	0.5	90.0	"Green house mode"	8.5
	EL	169,920	505,953	-3.2	5.0	8.0	0.5	90.0	"Green house mode"	8.5
	EM	169,856	505,948	-4.0	5.0	8.0	0.5	90.0	"Green house mode"	8.5
	EN	169,545	505,930	-5.0	5.0	8.0	0.5	90.0	"Green house mode"	8.5
	EO	169,177	505,979	-5.4	5.0	8.0	0.5	90.0	"Green house mode"	8.5
	EP	168,931	505,909	-4.6	5.0	8.0	0.5	90.0	"Green house mode"	8.5
	EQ	171,226	509,354	-2.4	5.0	8.0	0.5	90.0	"Green house mode"	8.5
	ER	171,240	509,325	-3.1	5.0	8.0	0.5	90.0	"Green house mode"	8.5
	ES	171,053	510,643	-3.5	5.0	8.0	0.5	90.0	"Green house mode"	8.5
	ET	171,308	509,933	-3.3	5.0	8.0	0.5	90.0	"Green house mode"	8.5
	EU	171,250	509,918	-3.1	5.0	8.0	0.5	90.0	"Green house mode"	8.5
	EV	171,393	509,624	-3.7	5.0	8.0	0.5	90.0	"Green house mode"	8.5
	EW	171,342	509,582	-5.7	5.0	8.0	0.5	90.0	"Green house mode"	8.5
	EX	168,946	511,010	-5.0	5.0	8.0	0.5	90.0	"Green house mode"	8.5
	EY	168,893	510,904	-5.0	5.0	8.0	0.5	90.0	"Green house mode"	8.5
	EZ	169,096	510,442	-4.0	5.0	8.0	0.5	90.0	"Green house mode"	8.5
	EA	169,031	510,400	-5.0	5.0	8.0	0.5	90.0	"Green house mode"	8.5
	EB	169,180	510,148	-5.5	5.0	8.0	0.5	90.0	"Green house mode"	8.5
	EC	169,113	510,124	-4.5	5.0	8.0	0.5	90.0	"Green house mode"	8.5
	ED	169,305	509,693	-4.2	5.0	8.0	0.5	90.0	"Green house mode"	8.5
	EE	169,467	509,098	-2.1	5.0	8.0	0.5	90.0	"Green house mode"	8.5
	EF	170,874	511,525	-3.1	5.0	8.0	0.5	90.0	"Green house mode"	8.5
	EG	170,810	511,508	-4.0	5.0	8.0	0.5	90.0	"Green house mode"	8.5
	EH	170,888	511,474	-3.8	5.0	8.0	0.5	90.0	"Green house mode"	8.5
	EI	170,892	511,219	-4.1	5.0	8.0	0.5	90.0	"Green house mode"	8.5
	EJ	170,966	511,190	-5.0	5.0	8.0	0.5	90.0	"Green house mode"	8.5
	EK	171,111	510,657	-3.5	5.0	8.0	0.5	90.0	"Green house mode"	8.5
	EL	169,413	509,055	-4.0	5.0	8.0	0.5	90.0	"Green house mode"	8.5
	EM	169,482	509,026	-3.9	5.0	8.0	0.5	90.0	"Green house mode"	8.5
	EN	169,425	509,011	-3.9	5.0	8.0	0.5	90.0	"Green house mode"	8.5
	EO	169,617	508,492	-5.0	5.0	8.0	0.5	90.0	"Green house mode"	8.5
	EP	169,560	508,144	-5.2	5.0	8.0	0.5	90.0	"Green house mode"	8.5
	EQ	169,627	508,114	-5.3	5.0	8.0	0.5	90.0	"Green house mode"	8.5
	ER	169,569	508,008	-3.4	5.0	8.0	0.5	90.0	"Green house mode"	8.5
	ES	169,629	508,047	-3.3	5.0	8.0	0.5	90.0	"Green house mode"	8.5
	ET	169,588	507,444	-4.9	5.0	8.0	0.5	90.0	"Green house mode"	8.5
	EU	169,602	507,144	-4.6	5.0	8.0	0.5	90.0	"Green house mode"	8.5
	EV	169,660	507,146	-4.3	5.0	8.0	0.5	90.0	"Green house mode"	8.5
	EW	169,622	506,591	-4.7	5.0	8.0	0.5	90.0	"Green house mode"	8.5
	EX	169,679	506,619	-5.0	5.0	8.0	0.5	90.0	"Green house mode"	8.5
	EY	171,399	512,058	-3.0	5.0	8.0	0.5	90.0	"Green house mode"	8.5
	EZ	170,885	511,847	-3.0	5.0	8.0	0.5	90.0	"Green house mode"	8.5

To be continued on next page...

SHADOW - Main Result

Calculation: Slagschaduw_WindplanBlauw_Cumulatie

...continued from previous page

No.	Name	X (east)	Y (north)	Z	Width	Height	Elevation a.g.l.	Slope of window	Direction mode	Eye height (ZVI) a.g.l.
				[m]	[m]	[m]	[m]	[°]		[m]
ÈA		170,621	511,770	-3.0	5.0	8.0	0.5	90.0	"Green house mode"	8.5
ÈB		170,553	511,753	-3.0	5.0	8.0	0.5	90.0	"Green house mode"	8.5
ÈE		169,647	507,514	-5.2	5.0	8.0	0.5	90.0	"Green house mode"	8.5
ÈG		169,190	511,795	-4.1	5.0	8.0	0.5	90.0	"Green house mode"	8.5
ÈH		168,750	511,734	-4.6	5.0	8.0	0.5	90.0	"Green house mode"	8.5
ÈI		168,605	511,669	-3.4	5.0	8.0	0.5	90.0	"Green house mode"	8.5
ÈJ		170,825	506,017	-6.1	5.0	8.0	0.5	90.0	"Green house mode"	8.5
ÈK		169,238	509,674	-4.1	5.0	8.0	0.5	90.0	"Green house mode"	8.5
ÈM		170,273	505,974	-4.5	5.0	8.0	0.5	90.0	"Green house mode"	8.5
ÈN		166,930	507,813	-2.1	5.0	8.0	0.5	90.0	"Green house mode"	8.5
ÈO		167,465	508,829	-5.2	5.0	8.0	0.5	90.0	"Green house mode"	8.5
ÈP		165,975	507,388	-2.6	5.0	8.0	0.5	90.0	"Green house mode"	8.5
ÈQ		166,472	510,054	-3.4	5.0	8.0	0.5	90.0	"Green house mode"	8.5
ÈR		166,399	509,999	-3.0	5.0	8.0	0.5	90.0	"Green house mode"	8.5
ÈT		167,323	508,333	-4.9	5.0	8.0	0.5	90.0	"Green house mode"	8.5
ÈU		165,598	509,116	-4.1	5.0	8.0	0.5	90.0	"Green house mode"	8.5
ÈV		165,756	509,122	-5.0	5.0	8.0	0.5	90.0	"Green house mode"	8.5
ÈW		167,246	509,633	-3.8	5.0	8.0	0.5	90.0	"Green house mode"	8.5
ÈX		167,362	508,869	-4.2	5.0	8.0	0.5	90.0	"Green house mode"	8.5
ÈY		165,372	508,235	-3.5	5.0	8.0	0.5	90.0	"Green house mode"	8.5
ÈZ		167,140	511,157	-5.0	5.0	8.0	0.5	90.0	"Green house mode"	8.5
ËA		167,046	510,679	-4.1	5.0	8.0	0.5	90.0	"Green house mode"	8.5
ËB		166,845	507,823	-3.1	5.0	8.0	0.5	90.0	"Green house mode"	8.5
ËC		167,167	509,613	-2.4	5.0	8.0	0.5	90.0	"Green house mode"	8.5
ËD		167,157	510,141	-3.5	5.0	8.0	0.5	90.0	"Green house mode"	8.5
ËE		166,498	509,915	-4.0	5.0	8.0	0.5	90.0	"Green house mode"	8.5
ËF		167,422	505,925	-4.0	5.0	8.0	0.5	90.0	"Green house mode"	8.5
ËG		167,550	505,857	-4.0	5.0	8.0	0.5	90.0	"Green house mode"	8.5
ËI		168,068	507,795	-4.8	5.0	8.0	0.5	90.0	"Green house mode"	8.5
ËJ		166,675	507,557	-3.3	5.0	8.0	0.5	90.0	"Green house mode"	8.5
ËK		167,966	508,259	-4.5	5.0	8.0	0.5	90.0	"Green house mode"	8.5
ËL		167,838	505,867	-3.8	5.0	8.0	0.5	90.0	"Green house mode"	8.5
ËM		167,486	505,922	-4.2	5.0	8.0	0.5	90.0	"Green house mode"	8.5
ËN		166,944	505,821	-1.9	5.0	8.0	0.5	90.0	"Green house mode"	8.5
ËO		167,079	511,208	-5.2	5.0	8.0	0.5	90.0	"Green house mode"	8.5
ËP		164,904	508,254	-4.4	5.0	8.0	0.5	90.0	"Green house mode"	8.5
ËQ		166,987	507,970	-4.0	5.0	8.0	0.5	90.0	"Green house mode"	8.5
ËR		167,112	511,181	-5.3	5.0	8.0	0.5	90.0	"Green house mode"	8.5
ËS		168,506	505,978	-4.7	5.0	8.0	0.5	90.0	"Green house mode"	8.5
ËT		167,422	509,177	-4.0	5.0	8.0	0.5	90.0	"Green house mode"	8.5
ËU		166,400	507,281	-4.5	5.0	8.0	0.5	90.0	"Green house mode"	8.5
ËV		165,559	509,078	-4.1	5.0	8.0	0.5	90.0	"Green house mode"	8.5
ËW		167,499	507,356	-4.1	5.0	8.0	0.5	90.0	"Green house mode"	8.5
ËX		165,985	509,533	-3.2	5.0	8.0	0.5	90.0	"Green house mode"	8.5
ËY		164,981	508,432	-4.3	5.0	8.0	0.5	90.0	"Green house mode"	8.5
ËZ		166,681	507,657	-2.1	5.0	8.0	0.5	90.0	"Green house mode"	8.5
ìA		167,383	510,785	-4.6	5.0	8.0	0.5	90.0	"Green house mode"	8.5
ìB		167,903	505,869	-3.5	5.0	8.0	0.5	90.0	"Green house mode"	8.5
ìC		166,411	509,990	-3.0	5.0	8.0	0.5	90.0	"Green house mode"	8.5
ìD		167,299	508,207	-3.5	5.0	8.0	0.5	90.0	"Green house mode"	8.5
ìE		168,442	505,864	-4.7	5.0	8.0	0.5	90.0	"Green house mode"	8.5
ìF		166,676	507,652	-2.2	5.0	8.0	0.5	90.0	"Green house mode"	8.5
ìG		167,422	510,804	-4.8	5.0	8.0	0.5	90.0	"Green house mode"	8.5

Calculation Results

Shadow receptor

No.	Name	Shadow, expected values Shadow hours per year [h/year]
	A	0:00
	AA	0:00
	aA	0:00
	aB	0:00

To be continued on next page...

SHADOW - Main Result

Calculation: Slagschaduw_WindplanBlauw_Cumulatie

...continued from previous page

No.	Name	Shadow, expected values
		Shadow hours per year [h/year]
	AB	0:00
	aC	0:00
	AC	0:00
	AD	0:00
	aD	10:39
	aE	0:00
	AE	0:00
	aF	0:00
	AF	0:00
	aG	0:00
	AG	0:00
	aH	0:00
	AH	0:00
	AI	0:00
	al	0:00
	aJ	0:00
	AJ	0:00
	AK	0:00
	aK	0:00
	AL	0:00
	aL	0:00
	aM	0:00
	AM	0:00
	aN	0:00
	AN	0:00
	AO	0:00
	aO	0:00
	aP	0:00
	AP	0:00
	AQ	0:00
	aQ	0:00
	aR	0:00
	AR	0:00
	AS	0:00
	aS	0:00
	aT	0:00
	AT	0:00
	AU	0:00
	aU	0:00
	AV	0:00
	aV	0:00
	AW	0:00
	aW	0:00
	AX	0:00
	aX	0:00
	aY	0:00
	AY	0:00
	aZ	0:00
	AZ	0:00
	B	0:00
	bA	0:00
	BA	0:00
	bB	0:00
	BB	57:40
	BC	0:00
	bC	0:00
	BD	0:00
	bD	0:00
	BE	0:00
	bE	0:00
	Bedrijfswoning 1 Bedrijfswoning 1	58:24
	Bedrijfswoning 2 Bedrijfswoning 2	93:12
	Bedrijfswoning 3 Bedrijfswoning 3	80:16
	Bedrijfswoning 4 Bedrijfswoning 4	70:06

To be continued on next page...

Project:

210331_WPBlauw_Slagschaduw_GekozenTurbine

Licensed user:

Witteveen+ Bos

Van Twickelostraat 2

NL-7411 SC DEVENTER

+31 570 69 76 76

WB / licenses@witteveenbos.com

Calculated:

11/10/2021 12:14 PM/3.5.552

SHADOW - Main Result

Calculation: Slagschaduw_WindplanBlauw_Cumulatie

...continued from previous page

No.	Name	Shadow, expected values Shadow hours per year [h/year]
	Bedrijfswoning 5 Bedrijfswoning 5	85:57
	Bedrijfswoning 6 Bedrijfswoning 6	60:49
	bF	0:00
	BF	0:00
	BG	0:00
	bG	0:00
	BH	0:00
	bH	0:00
	bl	0:00
	Bl	0:00
	bJ	0:00
	BJ	0:00
	bK	0:00
	BK	0:00
	BL	0:00
	bL	0:00
	bM	0:00
	BM	0:00
	BN	0:00
	bN	0:00
	BO	0:00
	bO	0:00
	BP	0:00
	bP	0:00
	BQ	0:00
	bQ	0:00
	BR	0:00
	bR	0:00
	BS	0:00
	bS	0:00
	BT	0:00
	bT	0:00
	bU	0:00
	BU	0:00
	bV	0:00
	BV	0:00
	BW	0:00
	bW	0:00
	bX	0:00
	BX	0:00
	BY	0:00
	bY	0:00
	bZ	0:00
	BZ	0:00
	C	0:00
	cA	0:00
	CA	0:00
	cB	0:00
	CB	0:00
	CC	0:00
	cC	0:00
	CD	0:00
	cD	0:00
	CE	0:00
	cE	0:00
	CF	0:00
	cF	0:00
	cG	0:00
	CG	0:00
	CH	0:00
	cH	0:00
	CI	0:00
	cl	0:00
	CJ	0:00

To be continued on next page...

Project:

210331_WPBlauw_Slagschaduw_GekozenTurbine

Licensed user:

Witteveen+ Bos

Van Twickelostraat 2

NL-7411 SC DEVENTER

+31 570 69 76 76

WB / licenses@witteveenbos.com

Calculated:

11/10/2021 12:14 PM/3.5.552

SHADOW - Main Result

Calculation: Slagschaduw_WindplanBlauw_Cumulatie

...continued from previous page

No.	Name	Shadow, expected values
		Shadow hours per year [h/year]
	cJ	0:00
	CK	0:00
	cK	0:00
	CL	0:00
	cL	0:00
	CM	0:00
	cM	0:00
	cN	0:00
	CN	59:51
	CO	0:00
	cO	0:00
	cP	0:00
	CP	0:00
	cQ	0:00
	CQ	0:00
	cR	0:00
	CR	0:00
	CS	0:00
	cS	0:00
	cT	0:00
	CT	0:00
	CU	0:00
	cU	0:00
	CV	0:00
	cV	0:00
	cW	0:00
	CW	2:11
	cX	0:00
	CX	1:51
	cY	0:00
	CY	0:00
	cZ	0:00
	CZ	0:00
	D	0:00
	dA	0:00
	DA	1:12
	DB	2:38
	dB	0:00
	DC	0:00
	dC	0:00
	dD	0:00
	DD	0:00
	DE	0:00
	dE	0:00
	dF	0:00
	DF	0:00
	dG	0:00
	DG	0:00
	dH	0:00
	DH	0:00
	DI	0:00
	dI	0:00
	DJ	0:00
	dJ	0:00
	DK	0:00
	dK	0:00
	dL	0:00
	DL	0:00
	DM	0:00
	dM	0:00
	dN	0:00
	DN	0:00
	DO	0:00
	dO	0:00

To be continued on next page...

Project:

210331_WPBlauw_Slagschaduw_GekozenTurbine

Licensed user:

Witteveen+ Bos

Van Twickelostraat 2

NL-7411 SC DEVENTER

+31 570 69 76 76

WB / licenses@witteveenbos.com

Calculated:

11/10/2021 12:14 PM/3.5.552

SHADOW - Main Result

Calculation: Slagschaduw_WindplanBlauw_Cumulatie

...continued from previous page

No.	Name	Shadow, expected values
		Shadow hours per year [h/year]
	DP	0:00
	dP	0:00
	DQ	0:00
	dQ	0:00
	dR	0:00
	DR	0:00
	DS	0:00
	dS	0:00
	DT	0:00
	dT	0:00
	DU	0:00
	dU	0:00
	dV	0:00
	DV	0:00
	dW	0:00
	DW	0:00
	DX	0:00
	dX	0:00
	dY	0:00
	DY	0:00
	dZ	0:00
	DZ	0:00
	E	16:00
	EA	0:00
	eA	0:00
	eB	0:00
	EB	0:00
	EC	0:00
	eC	0:00
	eD	0:00
	ED	0:00
	eE	0:00
	EE	0:00
	EF	0:00
	eF	0:00
	eG	0:00
	EG	0:00
	EH	0:00
	eH	0:00
	eI	0:00
	EI	0:00
	eJ	0:00
	EJ	0:00
	EK	0:00
	eK	0:00
	EL	0:00
	eL	0:00
	eM	0:00
	EM	0:00
	eN	0:00
	EN	0:00
	EO	0:00
	eO	0:00
	eP	0:00
	EP	0:00
	eQ	0:00
	EQ	0:00
	ER	0:00
	eR	0:00
	ES	0:00
	eS	0:00
	ET	0:00
	eT	0:00
	eU	0:00

To be continued on next page...

Project:

210331_WPBlauw_Slagschaduw_GekozenTurbine

Licensed user:

Witteveen+ Bos

Van Twickelostraat 2

NL-7411 SC DEVENTER

+31 570 69 76 76

WB / licenses@witteveenbos.com

Calculated:

11/10/2021 12:14 PM/3.5.552

SHADOW - Main Result

Calculation: Slagschaduw_WindplanBlauw_Cumulatie

...continued from previous page

No.	Name	Shadow, expected values
		Shadow hours per year [h/year]
	EU	0:00
	eV	0:00
	EV	0:00
	EW	0:00
	eW	0:00
	eX	0:00
	EX	0:00
	eY	0:00
	EY	0:00
	EZ	0:00
	eZ	0:00
	F	0:00
	FA	0:00
	fA	0:00
	FB	0:00
	fB	0:00
	fC	0:00
	FC	0:00
	FD	0:00
	fD	0:00
	FE	0:00
	fE	0:00
	FF	0:00
	fF	0:00
	FG	0:00
	fG	0:00
	fH	0:00
	FH	0:00
	fI	0:00
	FI	0:00
	fJ	0:00
	FJ	0:00
	FK	0:00
	fK	0:00
	FL	0:00
	fL	0:00
	fM	0:00
	FM	0:00
	FN	0:00
	fN	0:00
	FO	0:00
	fO	0:00
	fP	0:00
	FP	0:00
	FQ	0:00
	fQ	0:00
	fR	0:00
	FR	0:00
	fS	0:00
	FS	0:00
	fT	0:00
	FT	0:00
	FU	0:00
	fU	0:00
	FV	0:00
	fV	0:00
	FW	0:00
	fW	0:00
	FX	0:00
	fX	0:00
	FY	0:00
	fY	0:00
	FZ	0:00
	fZ	0:00

To be continued on next page...

SHADOW - Main Result

Calculation: Slagschaduw_WindplanBlauw_Cumulatie

...continued from previous page

No.	Name	Shadow, expected values Shadow hours per year [h/year]
	G	0:00
	GA	0:00
	gA	0:00
	gB	0:00
	GB	0:00
	GC	0:00
	gC	0:00
	GD	0:00
	gD	0:00
	GE	0:00
	gE	0:00
	Gezondheidszorg of onderwijs	4:18
	Gezondheidszorg of onderwijs	0:50
	Gezondheidszorg of onderwijs	3:58
	Gezondheidszorg of onderwijs	4:19
	Gezondheidszorg of onderwijs	1:19
	Gezondheidszorg of onderwijs	6:48
	GF	0:00
	gF	0:00
	gG	0:00
	GG	0:00
	gH	0:00
	GH	0:00
	GI	0:00
	gI	0:00
	gJ	0:00
	GJ	0:00
	GK	0:00
	gK	0:00
	GL	0:00
	gL	0:00
	GM	0:00
	gM	0:00
	GN	0:00
	gN	0:00
	GO	0:00
	gO	0:00
	gP	0:00
	GP	0:00
	gQ	0:00
	GQ	0:00
	gR	0:00
	GR	0:00
	GS	0:00
	gS	0:00
	gT	0:00
	GT	0:00
	gU	0:00
	GU	0:00
	gV	0:00
	GV	0:00
	gW	0:00
	GW	0:00
	gX	0:00
	GX	0:00
	GY	0:00
	gY	0:00
	GZ	0:00
	gZ	0:00
	H	0:00
	HA	0:00
	hA	0:00
	hB	0:00
	HB	0:00

To be continued on next page...

Project:

210331_WPBlauw_Slagschaduw_GekozenTurbine

Licensed user:

Witteveen+ Bos

Van Twickelostraat 2

NL-7411 SC DEVENTER

+31 570 69 76 76

WB / licenses@witteveenbos.com

Calculated:

11/10/2021 12:14 PM/3.5.552

SHADOW - Main Result

Calculation: Slagschaduw_WindplanBlauw_Cumulatie

...continued from previous page

No.	Name	Shadow, expected values
		Shadow hours per year [h/year]
	HC	0:00
	hC	0:00
	HD	0:00
	hD	0:00
	HE	0:00
	hE	0:00
	hF	0:00
	HF	0:00
	hG	0:00
	HG	0:00
	hH	0:00
	HH	0:00
	HI	0:00
	hI	0:00
	HJ	0:00
	hJ	0:00
	HK	0:00
	hK	0:00
	HL	0:00
	hL	0:00
	hM	0:00
	HM	0:00
	HN	0:00
	hN	0:00
	HO	0:00
	hO	0:00
	HP	0:00
	hP	0:00
	HQ	0:00
	hQ	0:00
	HR	0:00
	hR	0:00
	hS	0:00
	HS	0:00
	HT	0:00
	hT	0:00
	HU	0:00
	hU	0:00
	HV	0:00
	hV	0:00
	HW	0:00
	hW	0:00
	hX	0:00
	HX	0:00
	hY	0:00
	HY	0:00
	hZ	0:00
	HZ	0:00
	I	0:00
	iA	0:00
	IA	0:00
	IB	0:00
	iB	0:00
	IC	0:00
	iC	0:00
	iD	0:00
	ID	0:00
	IE	0:00
	iE	0:00
	iF	0:00
	IF	0:00
	iG	0:00
	IG	0:00
	IH	0:00

To be continued on next page...

Project:

210331_WPBlauw_Slagschaduw_GekozenTurbine

Licensed user:

Witteveen+ Bos

Van Twickelostraat 2

NL-7411 SC DEVENTER

+31 570 69 76 76

WB / licenses@witteveenbos.com

Calculated:

11/10/2021 12:14 PM/3.5.552

SHADOW - Main Result

Calculation: Slagschaduw_WindplanBlauw_Cumulatie

...continued from previous page

No.	Name	Shadow, expected values
		Shadow hours per year [h/year]
	iH	0:00
	iI	0:00
	II	0:00
	IJ	0:00
	iJ	0:00
	iK	0:00
	IK	0:00
	iL	0:00
	IL	0:00
	iM	0:00
	IM	0:00
	IN	0:00
	iN	0:00
	IO	0:00
	iO	0:00
	iP	0:00
	IP	0:00
	iQ	0:00
	IQ	0:00
	iR	0:00
	IR	0:00
	IS	0:00
	iS	2:13
	IT	0:00
	IT	0:00
	IU	0:00
	iU	0:00
	IV	0:00
	IV	0:00
	IW	0:40
	iW	0:00
	IX	0:41
	iX	3:55
	IY	1:58
	iY	0:00
	IZ	1:46
	iZ	0:20
	J	0:00
	JA	1:39
	jA	1:10
	JB	1:38
	jB	1:17
	JC	1:39
	jC	0:40
	JD	0:00
	jD	0:18
	JE	0:16
	JE	6:56
	JF	7:03
	jF	0:17
	JG	7:09
	jG	0:00
	JH	7:17
	jH	0:00
	JI	7:24
	ji	0:00
	jJ	0:00
	JJ	7:32
	JK	7:32
	jK	0:00
	JL	0:00
	JL	7:44
	JM	7:40
	jM	0:00

To be continued on next page...

Project:

210331_WPBlauw_Slagschaduw_GekozenTurbine

Licensed user:

Witteveen+ Bos

Van Twickelostraat 2

NL-7411 SC DEVENTER

+31 570 69 76 76

WB / licenses@witteveenbos.com

Calculated:

11/10/2021 12:14 PM/3.5.552

SHADOW - Main Result

Calculation: Slagschaduw_WindplanBlauw_Cumulatie

...continued from previous page

No.	Name	Shadow, expected values
		Shadow hours per year [h/year]
	jN	1:25
	JN	7:43
	JO	7:55
	JO	1:19
	JP	7:48
	jP	1:23
	JQ	0:00
	jQ	1:14
	JR	1:17
	JR	0:00
	JS	1:25
	JS	0:00
	jT	1:22
	JT	0:00
	JU	0:37
	jU	1:18
	jV	1:08
	JV	0:37
	jW	1:05
	JW	0:00
	JX	1:03
	JX	0:00
	JY	52:55
	jY	1:02
	JZ	51:31
	jZ	1:03
	K	0:00
	kA	1:03
	KA	50:59
	KB	46:45
	kB	0:46
	KC	61:11
	kC	0:22
	KD	63:21
	kD	0:19
	KE	60:16
	kE	0:20
	KF	66:02
	kF	0:21
	KG	0:20
	KG	67:07
	KH	0:42
	KH	64:45
	kI	0:43
	KI	58:58
	KJ	63:33
	kJ	0:44
	KK	56:50
	kK	0:45
	KL	54:14
	kL	0:00
	KM	0:50
	KM	57:53
	KN	1:08
	KN	51:50
	KO	1:07
	KO	56:23
	kP	1:08
	KP	31:01
	kQ	1:09
	KQ	24:18
	kR	1:11
	KR	21:25
	kS	1:10

To be continued on next page...

Project:

210331_WPBlauw_Slagschaduw_GekozenTurbine

Licensed user:

Witteveen+ Bos

Van Twickelostraat 2

NL-7411 SC DEVENTER

+31 570 69 76 76

WB / licenses@witteveenbos.com

Calculated:

11/10/2021 12:14 PM/3.5.552

SHADOW - Main Result

Calculation: Slagschaduw_WindplanBlauw_Cumulatie

...continued from previous page

No.	Name	Shadow, expected values
		Shadow hours per year [h/year]
	KS	2:02
	KT	0:00
	kT	1:11
	kU	1:13
	KU	0:00
	KV	0:00
	kV	1:13
	KW	0:00
	kW	0:18
	kX	0:19
	KX	0:00
	KY	0:00
	kY	0:19
	KZ	0:00
	kZ	0:19
	L	0:00
	IA	0:18
	LA	0:00
	LB	0:00
	IB	0:17
	LC	0:00
	IC	0:18
	ID	0:18
	LD	8:27
	IE	0:17
	LE	11:47
	LF	11:25
	IF	0:15
	LG	12:38
	IG	5:34
	IH	1:24
	LH	10:27
	II	4:01
	LI	5:48
	IJ	4:04
	LJ	10:21
	LK	6:46
	IK	4:13
	IL	4:16
	LL	7:44
	IM	4:21
	LM	7:12
	LN	5:13
	IN	5:11
	LO	9:13
	IO	5:17
	LP	0:00
	IP	5:23
	IQ	5:32
	LQ	0:00
	LR	0:00
	IR	5:38
	IS	7:07
	LS	0:00
	LT	0:00
	IT	7:17
	LU	0:00
	IU	7:00
	LV	0:00
	IV	7:22
	IW	8:47
	LW	0:00
	IX	8:46
	LX	0:00

To be continued on next page...

Project:

210331_WPBlauw_Slagschaduw_GekozenTurbine

Licensed user:

Witteveen+ Bos

Van Twickelostraat 2

NL-7411 SC DEVENTER

+31 570 69 76 76

WB / licenses@witteveenbos.com

Calculated:

11/10/2021 12:14 PM/3.5.552

SHADOW - Main Result

Calculation: Slagschaduw_WindplanBlauw_Cumulatie

...continued from previous page

No.	Name	Shadow, expected values
		Shadow hours per year [h/year]
	LY	0:00
	IY	8:41
	IZ	8:08
	LZ	0:00
	M	0:00
	MA	0:00
	mA	2:52
	MB	0:00
	mB	2:40
	mC	2:38
	MC	0:00
	MD	0:00
	mD	2:43
	ME	0:00
	mE	2:32
	mF	2:38
	MF	0:00
	mG	2:26
	MG	0:00
	MH	0:00
	mH	1:55
	MI	0:00
	mI	2:30
	MJ	0:00
	mJ	1:51
	MK	0:00
	mK	2:15
	ML	0:00
	mL	1:50
	MM	0:00
	mM	2:08
	mN	1:38
	MN	0:00
	MO	0:00
	mO	1:41
	mP	1:40
	MP	0:00
	mQ	1:40
	MQ	0:00
	mR	1:42
	MR	7:01
	mS	1:37
	MS	7:20
	MT	9:45
	mT	1:43
	MU	12:04
	mU	1:34
	mV	0:56
	MV	11:16
	mW	1:25
	MW	13:04
	mX	0:54
	MX	9:35
	MY	11:28
	mY	1:20
	MZ	9:47
	mZ	0:54
	N	0:00
	nA	1:19
	NA	13:37
	NB	13:37
	nB	0:53
	NC	0:00
	nC	1:00

To be continued on next page...

Project:

210331_WPBlauw_Slagschaduw_GekozenTurbine

Licensed user:

Witteveen+ Bos

Van Twickelostraat 2

NL-7411 SC DEVENTER

+31 570 69 76 76

WB / licenses@witteveenbos.com

Calculated:

11/10/2021 12:14 PM/3.5.552

SHADOW - Main Result

Calculation: Slagschaduw_WindplanBlauw_Cumulatie

...continued from previous page

No.	Name	Shadow, expected values
		Shadow hours per year [h/year]
	nD	0:52
	ND	0:00
	nE	0:50
	NE	0:00
	nF	0:58
	NF	0:00
	nG	7:20
	NG	0:00
	nH	7:35
	NH	0:00
	nI	7:14
	NI	0:00
	nJ	7:37
	NJ	0:00
	NK	1:40
	nK	7:04
	nL	6:56
	NL	0:00
	NM	0:00
	nM	7:38
	nN	7:36
	NN	0:00
	nO	4:52
	NO	0:00
	NP	0:00
	nP	7:31
	NQ	0:00
	nQ	4:42
	NR	0:00
	nR	7:13
	NS	0:00
	nS	4:36
	NT	0:00
	nT	4:52
	NU	0:00
	nU	6:41
	nV	5:06
	NV	0:00
	NW	57:23
	nW	6:37
	nX	5:19
	NX	1:52
	NY	0:00
	nY	5:12
	nZ	5:28
	NZ	11:35
	O	0:00
	OA	0:00
	oA	5:13
	OB	0:00
	oB	5:42
	oC	5:22
	OC	0:00
	OD	0:00
	oD	5:26
	oE	5:35
	OE	0:00
	OF	0:00
	oF	5:40
	OG	0:00
	oG	7:31
	oH	7:21
	OH	0:00
	oI	7:19

To be continued on next page...

Project:

210331_WPBlauw_Slagschaduw_GekozenTurbine

Licensed user:

Witteveen+ Bos

Van Twickelostraat 2

NL-7411 SC DEVENTER

+31 570 69 76 76

WB / licenses@witteveenbos.com

Calculated:

11/10/2021 12:14 PM/3.5.552

SHADOW - Main Result

Calculation: Slagschaduw_WindplanBlauw_Cumulatie

...continued from previous page

No.	Name	Shadow, expected values
		Shadow hours per year [h/year]
	OI	0:00
	OJ	0:00
	oJ	7:12
	OK	0:00
	oK	7:06
	OL	0:00
	oL	7:07
	oM	7:05
	OM	0:00
	ON	0:00
	oN	7:32
	oO	7:30
	OO	0:00
	oP	7:33
	OP	0:00
	OQ	0:00
	oQ	7:35
	oR	13:59
	OR	0:00
	oS	14:00
	OS	0:00
	OT	0:00
	oT	14:04
	OU	0:00
	oU	14:04
	OV	0:00
	oV	14:10
	oW	14:12
	OW	0:00
	oX	14:14
	OX	0:00
	OY	0:00
	oY	14:18
	oZ	14:49
	OZ	0:00
	P	0:00
	PA	0:00
	pA	15:04
	PB	0:00
	pB	15:15
	PC	0:00
	pC	15:26
	pD	15:30
	PD	0:00
	PE	0:00
	pE	15:39
	pF	15:52
	PF	0:00
	PG	0:00
	pG	15:58
	pH	16:04
	PH	0:00
	PI	0:00
	pI	16:12
	pJ	16:20
	PJ	0:00
	PK	0:00
	pK	16:34
	pL	17:05
	PL	0:00
	PM	0:00
	pM	17:03
	pN	17:04
	PN	0:00

To be continued on next page...

Project:

210331_WPBlauw_Slagschaduw_GekozenTurbine

Licensed user:

Witteveen+ Bos

Van Twickelostraat 2

NL-7411 SC DEVENTER

+31 570 69 76 76

WB / licenses@witteveenbos.com

Calculated:

11/10/2021 12:14 PM/3.5.552

SHADOW - Main Result

Calculation: Slagschaduw_WindplanBlauw_Cumulatie

...continued from previous page

No.	Name	Shadow, expected values
		Shadow hours per year [h/year]
	pO	17:04
	PO	0:00
	PP	0:00
	pP	16:57
	PQ	0:00
	pQ	16:45
	PR	0:00
	pR	15:41
	PS	0:00
	pS	15:34
	pT	15:27
	PT	0:00
	pU	15:20
	PU	0:00
	pV	14:58
	PV	0:00
	pW	14:54
	PW	0:00
	PX	0:00
	pX	14:44
	pY	14:33
	PY	0:00
	PZ	0:00
	pZ	12:12
	Q	0:00
	QA	0:00
	qA	12:10
	QB	0:00
	qB	12:16
	QC	0:00
	qC	12:14
	qD	9:06
	QD	0:00
	qE	8:32
	QE	0:00
	qF	9:44
	QF	0:00
	QG	0:00
	qG	8:40
	qH	9:54
	QH	0:00
	qI	8:48
	QI	0:00
	QJ	0:00
	qJ	10:01
	QK	0:00
	qK	9:25
	QL	0:00
	qL	10:17
	qM	9:34
	QM	0:00
	QN	0:00
	qN	10:37
	qO	10:45
	QO	0:00
	qP	0:38
	QP	0:00
	qQ	0:51
	QQ	0:00
	QR	0:00
	qR	0:00
	QS	0:00
	qS	0:00
	QT	0:00

To be continued on next page...

Project:

210331_WPBlauw_Slagschaduw_GekozenTurbine

Licensed user:

Witteveen+ Bos

Van Twickelostraat 2

NL-7411 SC DEVENTER

+31 570 69 76 76

WB / licenses@witteveenbos.com

Calculated:

11/10/2021 12:14 PM/3.5.552

SHADOW - Main Result

Calculation: Slagschaduw_WindplanBlauw_Cumulatie

...continued from previous page

No.	Name	Shadow, expected values
		Shadow hours per year [h/year]
	qT	7:39
	qU	1:13
	QU	0:00
	qV	0:18
	QV	0:00
	qW	1:07
	QW	0:00
	qX	1:05
	QX	0:00
	QY	0:00
	qY	0:45
	QZ	0:00
	qZ	0:41
	R	0:00
	rA	0:46
	RA	0:00
	RB	0:00
	rB	0:42
	RC	0:00
	rC	1:04
	rD	0:22
	RD	0:00
	RE	0:00
	rE	1:05
	RF	0:00
	rF	0:22
	rG	8:57
	RG	0:00
	rH	5:38
	RH	0:00
	RI	0:00
	rI	12:19
	RJ	0:00
	rJ	12:23
	rK	12:24
	RK	0:00
	rL	12:27
	RL	0:00
	RM	0:00
	rM	15:36
	RN	0:00
	rN	15:11
	rO	14:31
	RO	0:00
	rP	14:09
	RP	0:00
	rQ	13:47
	RQ	0:00
	rR	4:47
	RR	0:00
	rS	4:06
	RS	0:00
	rT	4:46
	RT	0:00
	RU	0:00
	rU	4:09
	rV	4:42
	RV	0:00
	rW	4:08
	RW	0:00
	RX	0:00
	rX	4:43
	RY	0:00
	rY	4:05

To be continued on next page...

Project:

210331_WPBlauw_Slagschaduw_GekozenTurbine

Licensed user:

Witteveen+ Bos

Van Twickelostraat 2

NL-7411 SC DEVENTER

+31 570 69 76 76

WB / licenses@witteveenbos.com

Calculated:

11/10/2021 12:14 PM/3.5.552

SHADOW - Main Result

Calculation: Slagschaduw_WindplanBlauw_Cumulatie

...continued from previous page

No.	Name	Shadow, expected values
		Shadow hours per year [h/year]
	RZ	0:00
	rZ	4:42
	S	0:00
	sA	4:06
	SA	0:00
	SB	0:00
	sB	4:39
	sC	4:41
	SC	0:00
	sD	13:23
	SD	0:00
	sE	13:05
	SE	0:00
	SF	0:00
	sF	12:48
	SG	0:00
	sG	11:45
	sH	11:35
	SH	0:00
	SI	0:00
	sl	11:17
	sJ	11:10
	SJ	0:00
	sK	10:59
	SK	0:00
	sL	10:44
	SL	0:00
	sM	10:48
	SM	0:00
	sN	10:42
	SN	0:00
	SO	0:00
	sO	10:32
	SP	0:00
	sP	10:30
	SQ	0:00
	sQ	10:24
	SR	0:00
	sR	10:21
	sS	9:55
	SS	0:00
	sT	9:53
	ST	0:00
	sU	9:46
	SU	2:28
	SV	1:31
	sV	9:46
	SW	1:23
	sW	9:39
	SX	3:23
	sX	9:39
	SY	1:39
	sY	10:35
	sZ	10:48
	SZ	0:00
	T	0:00
	TA	0:00
	tA	11:04
	tB	11:22
	TB	0:00
	tC	11:40
	TC	0:00
	TD	0:00
	tD	12:30

To be continued on next page...

Project:

210331_WPBlauw_Slagschaduw_GekozenTurbine

Licensed user:

Witteveen+ Bos

Van Twickelostraat 2

NL-7411 SC DEVENTER

+31 570 69 76 76

WB / licenses@witteveenbos.com

Calculated:

11/10/2021 12:14 PM/3.5.552

SHADOW - Main Result

Calculation: Slagschaduw_WindplanBlauw_Cumulatie

...continued from previous page

No.	Name	Shadow, expected values
		Shadow hours per year [h/year]
	TE	0:00
	tE	6:49
	tF	7:40
	TF	0:00
	TG	0:00
	tG	7:56
	tH	8:19
	TH	0:00
	tI	8:51
	TI	0:00
	tJ	8:56
	TJ	0:00
	TK	0:00
	tK	8:32
	TL	0:00
	tL	9:19
	TM	0:00
	tM	9:31
	TN	0:00
	tN	9:37
	tO	9:49
	TO	0:00
	tP	9:53
	TP	0:00
	tQ	10:01
	TQ	0:00
	tR	10:06
	TR	0:00
	TS	0:00
	tS	10:10
	TT	0:00
	tT	10:18
	TU	0:00
	tU	1:34
	TV	0:00
	tV	1:25
	tW	1:37
	TW	0:00
	TX	0:00
	tX	1:21
	TY	0:00
	tY	1:34
	TZ	0:00
	tZ	1:21
	U	0:00
	uA	1:29
	UA	0:00
	uB	1:21
	UB	0:00
	uC	1:28
	UC	0:00
	UD	0:00
	uD	1:22
	uE	1:25
	UE	0:00
	uF	1:22
	UF	0:00
	uG	1:22
	UG	0:00
	uH	1:21
	UH	0:00
	UI	0:00
	uI	1:22
	UJ	0:00

To be continued on next page...

Project:

210331_WPBlauw_Slagschaduw_GekozenTurbine

Licensed user:

Witteveen+ Bos

Van Twickelostraat 2

NL-7411 SC DEVENTER

+31 570 69 76 76

WB / licenses@witteveenbos.com

Calculated:

11/10/2021 12:14 PM/3.5.552

SHADOW - Main Result

Calculation: Slagschaduw_WindplanBlauw_Cumulatie

...continued from previous page

No.	Name	Shadow, expected values
		Shadow hours per year [h/year]
	uJ	1:21
	UK	0:00
	uK	1:18
	UL	0:00
	uL	1:19
	UM	0:00
	uM	1:18
	UN	0:00
	uN	1:18
	UO	0:00
	uO	1:11
	UP	0:00
	uP	1:19
	UQ	0:00
	uQ	1:10
	uR	1:15
	UR	0:00
	US	0:00
	uS	1:06
	UT	0:00
	uT	1:13
	uU	5:15
	UU	0:00
	uV	7:59
	UV	0:00
	UW	0:00
	uW	5:26
	UX	0:00
	uX	8:07
	UY	0:00
	uY	5:27
	uZ	8:42
	UZ	0:00
	V	0:00
	vA	5:34
	VA	0:00
	VB	0:00
	vB	1:05
	vC	1:05
	VC	0:00
	vD	1:05
	VD	0:00
	vE	0:22
	VE	0:00
	vF	0:22
	VF	0:00
	VG	0:00
	vG	0:22
	vH	0:21
	VH	0:00
	VI	0:00
	vi	0:20
	vJ	0:20
	VJ	0:00
	VK	0:00
	vK	3:20
	VL	0:00
	vL	3:19
	VM	0:00
	vM	3:15
	vN	3:10
	VN	0:00
	vO	3:08
	VO	0:00

To be continued on next page...

Project:

210331_WPBlauw_Slagschaduw_GekozenTurbine

Licensed user:

Witteveen+ Bos

Van Twickelostraat 2

NL-7411 SC DEVENTER

+31 570 69 76 76

WB / licenses@witteveenbos.com

Calculated:

11/10/2021 12:14 PM/3.5.552

SHADOW - Main Result

Calculation: Slagschaduw_WindplanBlauw_Cumulatie

...continued from previous page

No.	Name	Shadow, expected values
		Shadow hours per year [h/year]
	VP	0:00
	vP	0:42
	VQ	0:00
	vQ	0:49
	vR	0:41
	VR	0:00
	VS	0:00
	vS	0:49
	vT	0:42
	VT	0:00
	vU	0:46
	VU	0:00
	vV	0:41
	VV	0:00
	VW	0:00
	vW	0:44
	vX	0:41
	VX	0:00
	VY	0:00
	vY	0:44
	vZ	0:41
	VZ	0:00
	W	0:00
	WA	0:00
	wA	0:40
	WB	0:00
	wB	0:40
	wC	0:42
	WC	0:00
	wD	0:19
	WD	0:00
	WE	0:00
	wE	0:41
	wF	0:19
	WF	0:00
	WG	0:00
	wG	0:41
	WH	0:00
	wH	0:37
	WI	0:00
	wI	0:41
	wJ	0:37
	WJ	0:00
	WK	0:00
	wK	0:18
	wL	0:19
	WL	0:00
	WM	0:00
	wM	0:35
	WN	0:00
	wN	0:36
	wO	0:39
	WO	0:00
	WP	0:00
	wP	0:39
	WQ	0:00
	wQ	0:40
	wR	0:41
	WR	0:00
	wS	3:06
	WS	0:00
	WT	0:00
	wT	3:03
	WU	0:00

To be continued on next page...

Project:

210331_WPBlauw_Slagschaduw_GekozenTurbine

Licensed user:

Witteveen+ Bos

Van Twickelostraat 2

NL-7411 SC DEVENTER

+31 570 69 76 76

WB / licenses@witteveenbos.com

Calculated:

11/10/2021 12:14 PM/3.5.552

SHADOW - Main Result

Calculation: Slagschaduw_WindplanBlauw_Cumulatie

...continued from previous page

No.	Name	Shadow, expected values
		Shadow hours per year [h/year]
	wU	2:43
	wV	2:42
	WV	0:00
	wW	2:38
	WW	0:00
	WX	0:00
	wX	3:18
	WY	0:00
	wY	2:36
	wZ	2:32
	WZ	0:00
	X	0:00
	xA	3:06
	XA	0:00
	XB	0:00
	xB	2:29
	xC	3:02
	XC	0:00
	XD	0:00
	xD	1:54
	xE	3:00
	XE	0:00
	XF	0:00
	xF	2:55
	XG	0:00
	xG	1:48
	XH	0:00
	xH	2:36
	XI	2:33
	XI	0:00
	XJ	0:00
	xJ	1:44
	xK	2:30
	XK	0:00
	xL	2:26
	XL	0:00
	xM	2:24
	XM	0:00
	xN	2:20
	XN	0:00
	xO	2:04
	XO	0:00
	xP	1:41
	XP	0:00
	xQ	1:37
	XQ	0:00
	XR	0:00
	xR	1:33
	XS	0:00
	xS	1:30
	XT	0:00
	xT	1:27
	xU	1:20
	XU	0:00
	xV	1:16
	XV	0:00
	XW	0:00
	xW	1:12
	XX	0:49
	XX	0:00
	XY	0:00
	xY	0:48
	XZ	0:00
	xZ	0:47

To be continued on next page...

Project:

210331_WPBlauw_Slagschaduw_GekozenTurbine

Licensed user:

Witteveen+ Bos

Van Twickelostraat 2

NL-7411 SC DEVENTER

+31 570 69 76 76

WB / licenses@witteveenbos.com

Calculated:

11/10/2021 12:14 PM/3.5.552

SHADOW - Main Result

Calculation: Slagschaduw_WindplanBlauw_Cumulatie

...continued from previous page

No.	Name	Shadow, expected values
		Shadow hours per year [h/year]
	Y	0:00
	YA	0:00
	yA	0:51
	yB	0:53
	YB	0:00
	YC	0:00
	yC	0:53
	yD	0:54
	YD	0:00
	yE	0:56
	YE	0:00
	YF	0:00
	yF	0:58
	YG	0:00
	yG	0:58
	YH	0:00
	yH	0:58
	yI	1:00
	YI	0:00
	YJ	0:00
	yJ	1:02
	YK	0:00
	yK	1:02
	YL	0:00
	yL	0:00
	YM	0:00
	yM	0:00
	YN	12:06
	yN	0:00
	yO	0:00
	YO	9:57
	yP	0:00
	YP	13:53
	yQ	0:00
	YQ	15:05
	YR	13:46
	yR	0:00
	YS	14:06
	yS	0:00
	yT	0:00
	YT	12:30
	YU	15:10
	yU	0:00
	yV	0:00
	YV	13:23
	yW	0:47
	YW	12:12
	yX	0:46
	YX	9:09
	YY	8:31
	yY	0:47
	yZ	0:00
	YZ	0:00
	Z	0:00
	ZA	0:00
	zA	0:00
	zB	0:00
	ZB	0:00
	zC	0:00
	ZC	0:00
	ZD	0:00
	zD	0:00
	zE	0:00
	ZE	0:00

To be continued on next page...

Project:

210331_WPBlauw_Slagschaduw_GekozenTurbine

Licensed user:

Witteveen+ Bos

Van Twickelostraat 2

NL-7411 SC DEVENTER

+31 570 69 76 76

WB / licenses@witteveenbos.com

Calculated:

11/10/2021 12:14 PM/3.5.552

SHADOW - Main Result

Calculation: Slagschaduw_WindplanBlauw_Cumulatie

...continued from previous page

No.	Name	Shadow, expected values
		Shadow hours per year [h/year]
	ZF	0:00
	zF	0:00
	ZG	0:00
	zG	0:00
	zH	0:00
	ZH	0:00
	zI	0:00
	ZI	0:00
	zJ	0:00
	ZJ	0:00
	zK	0:00
	ZK	0:00
	zL	0:00
	ZL	0:00
	zM	0:00
	ZM	0:00
	zN	0:40
	ZN	0:00
	ZO	0:00
	zO	0:22
	ZP	0:00
	zP	0:22
	ZQ	0:00
	zQ	0:22
	ZR	0:00
	zR	0:22
	zS	0:21
	ZS	0:00
	ZT	0:00
	zT	0:20
	zU	0:19
	ZU	0:00
	zV	0:00
	ZV	0:00
	zW	0:00
	ZW	0:00
	ZX	0:00
	zX	0:00
	zY	0:00
	ZY	0:00
	ZZ	0:00
	zZ	0:51
	[A	0:00
	[B	0:00
	[C	61:14
	[D	0:00
	[E	0:00
	[F	0:00
	[G	0:00
	[H	15:41
	[I	0:00
	[J	0:00
	[K	0:00
	[L	0:00
	[M	0:00
	[N	0:00
	[O	0:00
	[P	0:00
	[Q	0:00
	[R	0:00
	[S	0:00
	[T	0:00
	[U	0:00
	[V	0:00

To be continued on next page...

Project:

210331_WPBlauw_Slagschaduw_GekozenTurbine

Licensed user:

Witteveen+ Bos

Van Twickelostraat 2

NL-7411 SC DEVENTER

+31 570 69 76 76

WB / licenses@witteveenbos.com

Calculated:

11/10/2021 12:14 PM/3.5.552

SHADOW - Main Result

Calculation: Slagschaduw_WindplanBlauw_Cumulatie

...continued from previous page

No.	Name	Shadow, expected values Shadow hours per year [h/year]
	[W	0:00
	[X	0:00
	[Y	0:00
	[Z	0:00
	\A	0:00
	\B	0:00
	\C	0:00
	\D	0:00
	\E	0:00
	\F	0:00
	\G	0:00
	\H	0:00
	\I	0:00
	\J	0:00
	\K	0:00
	\L	34:08
	\M	0:00
	\N	0:00
	\O	0:00
	\P	0:00
	\Q	0:00
	\R	0:00
	\S	0:00
	\T	0:00
	\U	0:00
	\V	0:00
	\W	0:00
	\X	0:00
	\Y	0:00
	\Z	0:00
]A	0:00
]B	0:00
]C	0:00
]D	0:00
]E	0:00
]F	0:00
]G	0:00
]H	0:00
]I	0:00
]J	0:00
]K	0:00
]L	0:00
]M	0:00
]N	0:00
]O	0:00
]P	0:00
]Q	0:00
]R	0:00
]S	0:00
]T	0:00
]U	0:00
]V	0:00
]W	0:00
]X	0:00
]Y	0:00
]Z	0:00
	^A	0:00
	^B	0:00
	^C	0:00
	^D	0:00
	^E	0:00
	^F	0:00
	^G	0:00
	^H	0:00

To be continued on next page...

Project:

210331_WPBlauw_Slagschaduw_GekozenTurbine

Licensed user:

Witteveen+ Bos

Van Twickelostraat 2

NL-7411 SC DEVENTER

+31 570 69 76 76

WB / licenses@witteveenbos.com

Calculated:

11/10/2021 12:14 PM/3.5.552

SHADOW - Main Result

Calculation: Slagschaduw_WindplanBlauw_Cumulatie

...continued from previous page

No.	Name	Shadow, expected values
		Shadow hours per year [h/year]
	^ I	0:00
	^ J	0:00
	^ K	0:00
	^ L	0:00
	^ M	0:00
	^ N	0:00
	^ O	0:00
	^ P	0:00
	^ Q	0:00
	^ R	0:00
	^ S	0:00
	^ T	0:00
	^ U	0:00
	^ V	0:00
	^ W	0:00
	^ X	0:00
	^ Y	0:00
	^ Z	0:00
	_ A	0:00
	_ B	0:00
	_ C	0:00
	_ D	0:00
	_ E	0:00
	_ F	0:00
	_ G	0:00
	_ H	0:00
	_ I	0:00
	_ J	0:00
	_ K	0:00
	_ L	0:00
	_ M	0:00
	_ N	0:00
	_ O	0:00
	_ P	0:00
	_ Q	0:00
	_ R	0:00
	_ S	0:00
	_ T	0:00
	_ U	0:00
	_ V	0:00
	_ W	0:00
	_ X	0:00
	_ Y	0:00
	_ Z	0:00
	` A	0:00
	` B	0:00
	` C	0:00
	` D	0:00
	` E	0:00
	` F	0:00
	` G	0:00
	` H	0:00
	` I	0:00
	` J	0:00
	` K	0:00
	` L	0:00
	` M	0:00
	` N	0:00
	` O	0:00
	` P	0:00
	` Q	0:00
	` R	0:00
	` S	0:00
	` T	0:00

To be continued on next page...

Project:

210331_WPBlauw_Slagschaduw_GekozenTurbine

Licensed user:

Witteveen+ Bos

Van Twickelostraat 2

NL-7411 SC DEVENTER

+31 570 69 76 76

WB / licenses@witteveenbos.com

Calculated:

11/10/2021 12:14 PM/3.5.552

SHADOW - Main Result

Calculation: Slagschaduw_WindplanBlauw_Cumulatie

...continued from previous page

No.	Name	Shadow, expected values
		Shadow hours per year [h/year]
	`U	0:00
	`V	0:00
	`W	0:00
	`X	0:00
	`Y	0:00
	`Z	0:00
	{A	0:44
	{B	0:50
	{C	0:44
	{D	0:50
	{E	0:46
	{F	0:48
	{G	0:47
	{H	0:48
	{I	0:47
	{J	0:48
	{K	0:51
	{L	0:48
	{M	0:50
	{N	0:48
	{O	0:50
	{P	0:50
	{Q	0:50
	{R	0:49
	{S	0:49
	{T	0:48
	{U	0:47
	{V	0:48
	{W	0:49
	{X	0:53
	{Y	0:54
	{Z	0:54
	A	0:57
	B	0:57
	C	0:58
	D	1:00
	E	1:02
	F	1:02
	G	1:03
	H	1:08
	I	1:09
	J	1:10
	K	1:12
	L	0:44
	M	0:46
	N	0:44
	O	0:47
	P	0:00
	Q	0:47
	R	0:00
	S	0:00
	T	0:46
	U	0:40
	V	0:47
	W	0:41
	X	0:46
	Y	0:42
	Z	0:44
)A	0:45
)B	0:45
)C	0:44
)D	0:46
)E	0:44
)F	0:42

To be continued on next page...

Project:

210331_WPBlauw_Slagschaduw_GekozenTurbine

Licensed user:

Witteveen+ Bos

Van Twickelostraat 2

NL-7411 SC DEVENTER

+31 570 69 76 76

WB / licenses@witteveenbos.com

Calculated:

11/10/2021 12:14 PM/3.5.552

SHADOW - Main Result

Calculation: Slagschaduw_WindplanBlauw_Cumulatie

...continued from previous page

No.	Name	Shadow, expected values
		Shadow hours per year [h/year]
	}G	0:48
	}H	0:44
	}I	0:49
	}J	0:44
	}K	0:49
	}L	0:50
	}M	0:45
	}N	0:51
	}O	0:46
	}P	0:53
	}Q	1:09
	}R	1:07
	}S	1:07
	}T	1:08
	}U	1:11
	}V	1:12
	}W	1:12
	}X	1:15
	}Y	1:15
	}Z	1:16
	~A	1:15
	~B	1:16
	~C	1:17
	~D	1:15
	~E	1:14
	~F	1:11
	~G	1:08
	~H	1:07
	~I	1:07
	~J	1:06
	~K	1:04
	~L	1:02
	~M	1:02
	~N	0:59
	~O	0:59
	~P	0:59
	~Q	0:58
	~R	0:58
	~S	0:56
	~T	0:55
	~U	5:02
	~V	4:57
	~W	4:53
	~X	4:47
	~Y	4:29
	~Z	2:05
	•A	4:26
	•B	2:03
	•C	4:25
	•D	1:58
	•E	4:14
	•F	1:39
	•G	4:10
	•H	4:08
	•I	1:27
	•J	4:02
	•K	1:29
	•L	1:25
	•M	1:26
	•N	3:17
	•O	0:55
	•P	3:14
	•Q	0:54
	•R	3:16

To be continued on next page...

Project:

210331_WPBlauw_Slagschaduw_GekozenTurbine

Licensed user:

Witteveen+ Bos

Van Twickelostraat 2

NL-7411 SC DEVENTER

+31 570 69 76 76

WB / licenses@witteveenbos.com

Calculated:

11/10/2021 12:14 PM/3.5.552

SHADOW - Main Result

Calculation: Slagschaduw_WindplanBlauw_Cumulatie

...continued from previous page

No.	Name	Shadow, expected values Shadow hours per year [h/year]
	• S	3:13
	• T	3:15
	• U	3:15
	• V	2:49
	• W	3:08
	• X	3:06
	• Y	3:00
	• Z	2:27
	?A	2:26
	?B	2:18
	?C	1:29
	?D	1:27
	?E	3:19
	?F	3:20
	?G	3:18
	?H	1:13
	?I	2:08
	?J	2:06
	?K	1:17
	?L	1:18
	?M	1:17
	?N	1:15
	?O	0:00
	?P	0:00
	?Q	0:00
	?R	0:00
	?S	0:00
	?T	0:00
	?U	0:00
	?V	0:00
	?W	0:00
	?X	0:00
	?Y	0:00
	?Z	0:00
	• A	0:00
	• B	0:59
	• C	0:58
	• D	1:01
	• E	1:02
	• F	1:05
	• G	1:03
	• H	1:02
	• I	1:03
	• J	1:02
	• K	0:48
	• L	0:53
	• M	0:48
	• N	0:54
	• O	0:49
	• P	0:53
	• Q	0:49
	• R	1:00
	• S	0:49
	• T	1:04
	• U	0:50
	• V	1:07
	• W	0:49
	• X	1:10
	• Y	0:49
	• Z	1:10
	?A	0:50
	?B	1:12
	?C	2:01
	?D	2:05

To be continued on next page...

Project:

210331_WPBlauw_Slagschaduw_GekozenTurbine

Licensed user:

Witteveen+ Bos

Van Twickelostraat 2

NL-7411 SC DEVENTER

+31 570 69 76 76

WB / licenses@witteveenbos.com

Calculated:

11/10/2021 12:14 PM/3.5.552

SHADOW - Main Result

Calculation: Slagschaduw_WindplanBlauw_Cumulatie

...continued from previous page

No.	Name	Shadow, expected values
		Shadow hours per year [h/year]
	?E	0:55
	?F	2:07
	?G	0:55
	?H	2:09
	?I	0:56
	?J	2:10
	?K	0:57
	?L	0:58
	?M	1:00
	?N	1:00
	?O	1:00
	?P	1:02
	?Q	1:02
	?R	1:01
	?S	1:02
	?T	1:03
	?U	1:05
	?V	1:07
	?W	1:07
	?X	1:09
	?Y	1:10
	?Z	1:12
	?A	1:12
	?B	1:04
	?C	1:01
	?D	0:58
	?E	0:57
	?F	0:55
	?G	0:56
	?H	0:56
	?I	0:53
	?J	0:00
	?K	0:51
	?L	0:49
	?M	0:51
	?N	0:23
	?O	0:00
	?P	0:00
	?Q	4:54
	?R	5:08
	?S	4:57
	?T	5:13
	?U	4:59
	?V	5:10
	?W	4:58
	?X	5:13
	?Y	5:31
	?Z	5:11
	?A	4:51
	?B	5:51
	?C	4:42
	?D	5:53
	?E	4:37
	?F	5:52
	?G	4:28
	?H	5:57
	?I	4:23
	?J	5:52
	?K	5:52
	?L	5:37
	?M	5:31
	?N	4:40
	?O	4:35
	?P	4:03

To be continued on next page...

Project:

210331_WPBlauw_Slagschaduw_GekozenTurbine

Licensed user:

Witteveen+ Bos

Van Twickelostraat 2

NL-7411 SC DEVENTER

+31 570 69 76 76

WB / licenses@witteveenbos.com

Calculated:

11/10/2021 12:14 PM/3.5.552

SHADOW - Main Result

Calculation: Slagschaduw_WindplanBlauw_Cumulatie

...continued from previous page

No.	Name	Shadow, expected values
		Shadow hours per year [h/year]
	?Q	3:58
	?R	3:50
	?S	3:46
	?T	3:46
	?U	3:45
	?V	0:00
	?W	0:00
	?X	0:00
	?Y	0:00
	?Z	0:00
	?A	0:00
	?B	0:21
	?C	0:00
	?D	0:00
	?E	1:08
	?F	1:10
	?G	1:12
	?H	1:12
	?I	1:13
	?J	4:42
	?K	4:23
	?L	4:49
	?M	0:00
	?N	0:00
	?O	0:00
	?P	0:00
	?Q	0:00
	?R	0:00
	?S	0:00
	?T	0:00
	?U	0:00
	?V	0:00
	?W	0:00
	?X	0:00
	?Y	0:00
	?Z	0:00
	?A	0:00
	?B	0:00
	?C	0:00
	?D	0:00
	?E	0:00
	?F	0:00
	?G	0:00
	?H	0:00
	?I	0:18
	?J	0:00
	?K	0:00
	?L	0:00
	?M	0:00
	?N	0:00
	?O	0:00
	?P	0:00
	?Q	0:42
	?R	0:00
	?S	0:43
	?T	0:00
	?U	0:43
	?V	0:44
	?W	0:00
	?X	0:00
	?Y	0:00
	?Z	0:00
	?A	0:00
	?B	0:00

To be continued on next page...

Project:

210331_WPBlauw_Slagschaduw_GekozenTurbine

Licensed user:

Witteveen+ Bos

Van Twickelostraat 2

NL-7411 SC DEVENTER

+31 570 69 76 76

WB / licenses@witteveenbos.com

Calculated:

11/10/2021 12:14 PM/3.5.552

SHADOW - Main Result

Calculation: Slagschaduw_WindplanBlauw_Cumulatie

...continued from previous page

No.	Name	Shadow, expected values
		Shadow hours per year [h/year]
	?C	0:16
	?D	0:00
	?E	0:00
	?F	0:00
	?G	0:00
	?H	0:00
	?I	0:00
	?J	0:00
	?K	0:00
	?L	0:00
	?M	0:00
	?N	0:00
	?O	0:00
	?P	0:57
	?Q	0:56
	?R	0:58
	?S	0:58
	?T	0:57
	?U	1:06
	?V	1:05
	?W	1:05
	?X	1:05
	?Y	1:05
	?Z	1:03
	?A	1:04
	?B	1:02
	?C	1:01
	?D	1:01
	?E	1:00
	?F	1:00
	?G	3:53
	?H	4:25
	?I	3:39
	?J	4:08
	?K	3:25
	?L	3:56
	?M	2:59
	?N	3:38
	?O	2:47
	?P	3:09
	?Q	2:34
	?R	3:00
	?S	2:24
	?T	2:47
	?U	2:39
	?V	2:30
	?W	1:43
	?X	1:45
	?Y	1:45
	?Z	1:23
	?A	1:25
	?B	1:20
	?C	1:14
	?D	1:23
	?E	1:17
	?F	1:22
	?G	1:25
	?H	1:23
	?I	1:27
	?J	1:28
	?K	1:31
	?L	1:29
	?M	1:32
	?N	1:31

To be continued on next page...

Project:

210331_WPBlauw_Slagschaduw_GekozenTurbine

Licensed user:

Witteveen+ Bos

Van Twickelostraat 2

NL-7411 SC DEVENTER

+31 570 69 76 76

WB / licenses@witteveenbos.com

Calculated:

11/10/2021 12:14 PM/3.5.552

SHADOW - Main Result

Calculation: Slagschaduw_WindplanBlauw_Cumulatie

...continued from previous page

No.	Name	Shadow, expected values
		Shadow hours per year [h/year]
	?O	1:32
	?P	1:32
	?Q	2:18
	?R	2:04
	?S	2:11
	?T	2:03
	?U	2:10
	?V	2:01
	?W	2:07
	?X	1:59
	?Y	2:07
	?Z	1:57
	?A	2:00
	?B	1:32
	?C	2:02
	?D	1:31
	?E	1:58
	?F	1:30
	?G	1:59
	?H	1:26
	?I	2:01
	?J	1:22
	?K	2:01
	?L	1:18
	?M	2:00
	?N	1:16
	?O	2:03
	?P	1:19
	?Q	1:21
	?R	1:25
	?S	1:53
	?T	5:40
	?U	5:30
	?V	5:54
	?W	5:29
	?X	6:09
	?Y	5:22
	?Z	6:03
	?A	4:58
	?B	5:58
	?C	4:37
	?D	5:59
	?E	5:56
	?F	5:32
	?G	5:10
	?H	4:52
	?I	4:30
	?J	4:16
	?K	5:10
	?L	0:48
	?M	0:48
	?N	0:47
	?O	0:47
	?P	0:45
	?Q	0:44
	?R	0:00
	?S	0:00
	?T	0:00
	?U	0:00
	?V	0:54
	?W	0:53
	?X	0:54
	?Y	0:54
	?Z	0:55

To be continued on next page...

Project:

210331_WPBlauw_Slagschaduw_GekozenTurbine

Licensed user:

Witteveen+ Bos

Van Twickelostraat 2

NL-7411 SC DEVENTER

+31 570 69 76 76

WB / licenses@witteveenbos.com

Calculated:

11/10/2021 12:14 PM/3.5.552

SHADOW - Main Result

Calculation: Slagschaduw_WindplanBlauw_Cumulatie

...continued from previous page

No.	Name	Shadow, expected values
		Shadow hours per year [h/year]
	?A	0:58
	?B	0:59
	?C	1:01
	?D	1:01
	?E	1:02
	?F	1:03
	?G	1:23
	?H	1:23
	?I	1:23
	?J	1:21
	?K	1:23
	?L	1:19
	?M	1:21
	?N	1:14
	?O	1:18
	?P	1:13
	?Q	1:16
	?R	1:11
	?S	0:51
	?T	0:47
	?U	0:25
	?V	0:23
	?W	0:23
	?X	0:22
	?Y	0:21
	?Z	0:18
	• A	0:19
	• B	0:19
	• C	0:19
	• D	0:20
	• E	0:20
	• F	0:19
	• G	0:19
	• H	0:19
	• I	0:19
	• J	0:20
	• K	0:19
	• L	0:20
	• M	0:21
	• N	0:42
	• O	0:43
	• P	0:45
	• Q	0:44
	• R	0:43
	• S	0:44
	• T	0:44
	• U	0:00
	• V	0:00
	• W	0:00
	• X	1:45
	• Y	1:50
	• Z	1:55
	?A	1:50
	?B	1:58
	?C	1:54
	?D	2:02
	?E	1:55
	?F	2:02
	?G	1:59
	?H	2:07
	?I	2:03
	?J	2:10
	?K	2:08
	?L	2:19

To be continued on next page...

Project:

210331_WPBlauw_Slagschaduw_GekozenTurbine

Licensed user:

Witteveen+ Bos

Van Twickelostraat 2

NL-7411 SC DEVENTER

+31 570 69 76 76

WB / licenses@witteveenbos.com

Calculated:

11/10/2021 12:14 PM/3.5.552

SHADOW - Main Result

Calculation: Slagschaduw_WindplanBlauw_Cumulatie

...continued from previous page

No.	Name	Shadow, expected values Shadow hours per year [h/year]
	?M	2:11
	?N	2:21
	?O	2:20
	?P	2:29
	?Q	2:25
	?R	2:34
	?S	2:31
	?T	2:50
	?U	2:34
	?V	2:54
	?W	2:51
	?X	3:04
	?Y	2:53
	?Z	3:10
	• A	3:00
	• B	3:18
	• C	3:04
	• D	3:19
	• E	3:13
	• F	3:27
	• G	3:18
	• H	3:26
	• I	3:27
	• J	3:34
	• K	3:36
	• L	4:31
	• M	4:33
	• N	4:42
	• O	4:48
	• P	0:50
	• Q	0:46
	• R	0:47
	• S	0:43
	• T	0:48
	• U	0:19
	• V	0:46
	• W	0:00
	• X	0:45
	• Y	0:00
	• Z	0:44
	• A	0:44
	• B	0:44
	• C	0:18
	• D	0:00
	• E	0:00
	• F	0:00
	• G	0:00
	• H	0:00
	• I	0:00
	• J	0:00
	• K	4:43
	• L	3:32
	• M	4:57
	• N	3:59
	• O	5:34
	• P	5:30
	• Q	5:25
	• R	5:19
	• S	5:17
	• T	5:13
	• U	5:08
	• V	5:25
	• W	5:33
	• X	5:36

To be continued on next page...

Project:

210331_WPBlauw_Slagschaduw_GekozenTurbine

Licensed user:

Witteveen+ Bos

Van Twickelostraat 2

NL-7411 SC DEVENTER

+31 570 69 76 76

WB / licenses@witteveenbos.com

Calculated:

11/10/2021 12:14 PM/3.5.552

SHADOW - Main Result

Calculation: Slagschaduw_WindplanBlauw_Cumulatie

...continued from previous page

No.	Name	Shadow, expected values
		Shadow hours per year [h/year]
	• Y	5:40
	• Z	5:43
	?A	5:48
	?B	6:21
	?C	5:56
	?D	6:18
	?E	7:04
	?F	6:15
	?G	6:55
	?H	6:11
	?I	6:52
	?J	6:06
	?K	6:45
	?L	6:03
	?M	6:40
	?N	5:57
	?O	6:35
	?P	5:51
	?Q	6:24
	?R	6:17
	?S	6:45
	?T	6:17
	?U	6:52
	?V	6:58
	?W	6:29
	?X	7:05
	?Y	6:33
	?Z	7:09
	?A	6:37
	?B	7:14
	?C	6:43
	?D	7:19
	?E	6:50
	?F	7:06
	?G	8:13
	?H	6:35
	?I	8:00
	?J	7:50
	?K	7:41
	?L	7:33
	?M	7:21
	?N	5:50
	?O	5:48
	?P	5:15
	?Q	5:18
	?R	5:25
	?S	5:32
	?T	5:38
	?U	5:44
	?V	5:44
	?W	5:50
	?X	5:04
	?Y	5:00
	?Z	4:56
	?A	4:51
	?B	4:46
	?C	4:41
	?D	4:37
	?E	4:35
	?F	4:16
	?G	4:22
	?H	3:41
	?I	3:10
	?J	2:59

To be continued on next page...

Project:

210331_WPBlauw_Slagschaduw_GekozenTurbine

Licensed user:

Witteveen+ Bos

Van Twickelostraat 2

NL-7411 SC DEVENTER

+31 570 69 76 76

WB / licenses@witteveenbos.com

Calculated:

11/10/2021 12:14 PM/3.5.552

SHADOW - Main Result

Calculation: Slagschaduw_WindplanBlauw_Cumulatie

...continued from previous page

No.	Name	Shadow, expected values
		Shadow hours per year [h/year]
	?K	2:31
	?L	2:08
	?M	2:21
	?N	2:05
	?O	1:46
	?P	1:39
	?Q	0:00
	?R	0:19
	?S	0:00
	?T	0:20
	?U	0:00
	?V	0:20
	?W	0:00
	?X	0:00
	?Y	0:00
	?Z	0:00
	?A	0:00
	?B	0:00
	?C	0:00
	?D	0:00
	?E	0:00
	?F	0:00
	?G	0:00
	?H	3:48
	?I	3:25
	?J	3:47
	?K	3:51
	?L	4:02
	?M	3:58
	?N	5:39
	?O	4:03
	?P	5:26
	?Q	4:16
	?R	4:21
	?S	4:30
	?T	5:00
	?U	4:25
	?V	4:29
	?W	4:35
	?X	4:39
	?Y	4:43
	?Z	4:49
	?A	4:26
	?B	4:22
	?C	4:30
	?D	5:18
	?E	5:24
	?F	5:35
	?G	5:41
	?H	5:48
	?I	5:33
	?J	5:31
	?K	5:27
	?L	5:24
	?M	5:27
	?N	5:26
	?O	3:11
	?P	1:44
	?Q	1:08
	?R	0:58
	?S	0:48
	?T	0:44
	?U	3:17
	?V	3:27

To be continued on next page...

Project:

210331_WPBlauw_Slagschaduw_GekozenTurbine

Licensed user:

Witteveen+ Bos

Van Twickelostraat 2

NL-7411 SC DEVENTER

+31 570 69 76 76

WB / licenses@witteveenbos.com

Calculated:

11/10/2021 12:14 PM/3.5.552

SHADOW - Main Result

Calculation: Slagschaduw_WindplanBlauw_Cumulatie

...continued from previous page

No.	Name	Shadow, expected values
		Shadow hours per year [h/year]
	?W	2:23
	?X	2:22
	?Y	2:24
	?Z	2:31
	?A	2:36
	?B	2:54
	?C	2:59
	?D	3:02
	?E	3:05
	?F	3:10
	?G	3:12
	?H	3:15
	?I	3:15
	?J	2:40
	?K	2:29
	?L	2:31
	?M	2:20
	?N	2:29
	?O	2:18
	?P	2:27
	?Q	2:14
	?R	2:24
	?S	2:10
	?T	2:19
	?U	2:07
	?V	2:15
	?W	2:05
	?X	2:12
	?Y	2:01
	?Z	2:09
	?A	1:41
	?B	2:04
	?C	1:35
	?D	1:27
	?E	1:28
	?F	1:25
	?G	1:21
	?H	8:18
	?I	4:56
	?J	4:45
	?K	0:00
	?L	0:50
	?M	11:08
	?N	0:00
	?O	0:20
	?P	0:00
	?Q	0:00
	?R	0:00
	?S	0:00
	?T	0:00
	?U	0:00
	?V	5:47
	?W	5:43
	?X	5:38
	?Y	5:34
	?Z	5:34
	?A	5:31
	?B	0:21
	?C	0:21
	?D	0:20
	?E	0:19
	?F	0:18
	?G	0:17
	?H	0:18

To be continued on next page...

Project:

210331_WPBlauw_Slagschaduw_GekozenTurbine

Licensed user:

Witteveen+ Bos

Van Twickelostraat 2

NL-7411 SC DEVENTER

+31 570 69 76 76

WB / licenses@witteveenbos.com

Calculated:

11/10/2021 12:14 PM/3.5.552

SHADOW - Main Result

Calculation: Slagschaduw_WindplanBlauw_Cumulatie

...continued from previous page

No.	Name	Shadow, expected values
		Shadow hours per year [h/year]
	?I	0:00
	?J	0:18
	?K	0:00
	?L	0:00
	?M	0:00
	?N	0:00
	?O	0:00
	?P	0:00
	?Q	0:00
	?R	0:00
	?S	0:00
	?T	0:00
	?U	0:00
	?V	0:00
	?W	0:00
	?X	0:00
	?Y	0:00
	?Z	0:00
	?A	0:00
	?B	0:00
	?C	0:00
	?D	0:00
	?E	0:00
	?F	0:00
	?G	0:00
	?H	0:00
	?I	0:00
	?J	0:00
	?K	0:00
	?L	1:43
	?M	1:32
	?N	1:38
	?O	1:29
	?P	1:38
	?Q	1:25
	?R	1:32
	?S	1:35
	?T	1:15
	?U	1:14
	?V	0:00
	?W	0:00
	?X	0:00
	?Y	0:00
	?Z	0:00
	?A	0:00
	?B	0:00
	?C	0:00
	?D	0:00
	?E	0:00
	?F	0:00
	?G	0:54
	?H	3:13
	?I	2:59
	?J	3:10
	?K	2:54
	?L	3:06
	?M	2:49
	?N	3:02
	?O	2:46
	?P	2:32
	?Q	2:42
	?R	2:28
	?S	2:18
	?T	2:25

To be continued on next page...

Project:

210331_WPBlauw_Slagschaduw_GekozenTurbine

Licensed user:

Witteveen+ Bos

Van Twickelostraat 2

NL-7411 SC DEVENTER

+31 570 69 76 76

WB / licenses@witteveenbos.com

Calculated:

11/10/2021 12:14 PM/3.5.552

SHADOW - Main Result

Calculation: Slagschaduw_WindplanBlauw_Cumulatie

...continued from previous page

No.	Name	Shadow, expected values
		Shadow hours per year [h/year]
	?U	2:16
	?V	2:21
	?W	2:11
	?X	1:53
	?Y	2:09
	?Z	1:52
	?A	2:09
	?B	1:50
	?C	5:28
	?D	5:23
	?E	5:19
	?F	5:15
	?G	5:07
	?H	5:02
	?I	1:46
	?J	1:36
	?K	1:41
	?L	1:34
	?M	1:44
	?N	1:48
	?O	1:17
	?P	0:22
	?Q	0:21
	?R	0:22
	?S	0:21
	?T	0:21
	?U	0:21
	?V	0:21
	?W	0:21
	?X	0:20
	?Y	0:21
	?Z	0:21
	?A	0:21
	?B	0:23
	?C	0:21
	?D	0:20
	?E	0:20
	?F	0:20
	?G	0:22
	?H	0:22
	?I	0:21
	?J	0:21
	?K	0:19
	?L	0:20
	?M	0:21
	?N	0:22
	?O	0:21
	?P	0:20
	?Q	0:19
	?R	0:19
	?S	0:21
	?T	0:21
	?U	0:21
	?V	0:21
	?W	0:20
	?X	0:45
	?Y	0:47
	?Z	0:49
	• A	0:48
	• B	0:54
	• C	1:20
	• D	1:23
	• E	1:42
	• F	1:43

To be continued on next page...

Project:

210331_WPBlauw_Slagschaduw_GekozenTurbine

Licensed user:

Witteveen+ Bos

Van Twickelostraat 2

NL-7411 SC DEVENTER

+31 570 69 76 76

WB / licenses@witteveenbos.com

Calculated:

11/10/2021 12:14 PM/3.5.552

SHADOW - Main Result

Calculation: Slagschaduw_WindplanBlauw_Cumulatie

...continued from previous page

No.	Name	Shadow, expected values Shadow hours per year [h/year]
	• G	1:48
	• H	1:49
	• I	1:51
	• J	1:22
	• K	0:58
	• L	1:19
	• M	0:56
	• N	1:16
	• O	1:28
	• P	0:00
	• Q	0:00
	• R	0:53
	• S	0:56
	• T	0:57
	• U	0:57
	• V	1:00
	• W	1:00
	• X	0:57
	• Y	6:44
	• Z	7:00
	?A	6:39
	?B	6:52
	?C	6:36
	?D	6:54
	?E	6:30
	?F	6:54
	?G	6:29
	?H	6:47
	?I	6:28
	?J	6:41
	?K	0:00
	?L	1:52
	?M	1:56
	?N	1:57
	?O	2:01
	?P	2:01
	?Q	2:10
	?R	2:16
	?S	2:24
	?T	2:35
	?U	2:38
	?V	2:47
	?W	2:51
	?X	2:59
	?Y	3:02
	?Z	3:11
	?A	3:13
	?B	3:23
	?C	3:34
	?D	3:44
	?E	4:28
	?F	4:49
	?G	5:18
	?H	5:52
	?I	6:10
	?J	0:52
	?K	0:48
	?L	1:22
	?M	0:49
	?N	0:44
	?O	0:51
	?P	0:48
	?Q	0:46
	?R	0:23

To be continued on next page...

Project:

210331_WPBlauw_Slagschaduw_GekozenTurbine

Licensed user:

Witteveen+ Bos

Van Twickelostraat 2

NL-7411 SC DEVENTER

+31 570 69 76 76

WB / licenses@witteveenbos.com

Calculated:

11/10/2021 12:14 PM/3.5.552

SHADOW - Main Result

Calculation: Slagschaduw_WindplanBlauw_Cumulatie

...continued from previous page

No.	Name	Shadow, expected values
		Shadow hours per year [h/year]
	?S	0:46
	?T	0:21
	?U	0:42
	?V	0:00
	?W	0:57
	?X	0:53
	?Y	0:00
	?Z	0:00
	A	0:00
	B	0:00
	C	0:00
	D	2:11
	E	2:18
	F	2:22
	G	2:26
	H	2:34
	I	2:46
	J	2:50
	K	2:58
	L	3:01
	M	3:33
	N	3:45
	O	3:39
	P	1:10
	Q	1:05
	R	1:08
	S	1:03
	T	0:00
	U	7:47
	V	7:39
	W	7:26
	X	7:23
	Y	7:12
	Z	7:07
	iA	6:43
	iB	6:39
	iC	6:29
	iD	6:23
	iE	6:11
	iF	6:06
	iG	0:00
	iH	0:00
	iI	0:00
	iJ	0:00
	iK	0:00
	iL	0:49
	iM	0:00
	iN	0:00
	iO	0:50
	iP	1:25
	iQ	1:27
	iR	0:44
	iS	1:24
	iT	0:43
	iU	1:20
	iV	0:42
	iW	6:07
	iX	5:47
	iY	6:17
	iZ	5:54
	eA	6:26
	eB	6:36
	eC	6:11
	eD	7:06

To be continued on next page...

Project:

210331_WPBlauw_Slagschaduw_GekozenTurbine

Licensed user:

Witteveen+ Bos

Van Twickelostraat 2

NL-7411 SC DEVENTER

+31 570 69 76 76

WB / licenses@witteveenbos.com

Calculated:

11/10/2021 12:14 PM/3.5.552

SHADOW - Main Result

Calculation: Slagschaduw_WindplanBlauw_Cumulatie

...continued from previous page

No.	Name	Shadow, expected values
		Shadow hours per year [h/year]
	cE	6:19
	cF	7:05
	cG	7:16
	cH	7:05
	cI	7:28
	cJ	7:06
	cK	1:39
	cL	1:33
	cM	1:36
	cN	1:30
	cO	1:36
	cP	1:31
	cQ	1:28
	cR	0:00
	cS	0:50
	cT	0:00
	cU	0:50
	cV	0:00
	cW	0:00
	cX	0:53
	cY	0:43
	cZ	0:53
	£A	0:45
	£B	1:17
	£C	0:39
	£D	0:47
	£E	0:23
	£F	0:40
	£G	0:41
	£H	0:22
	£I	0:21
	£J	0:20
	£K	0:21
	£L	0:00
	£M	0:21
	£N	1:23
	£O	1:47
	£P	1:23
	£Q	0:53
	£R	1:19
	£S	0:51
	£T	1:00
	£U	0:50
	£V	0:59
	£W	0:49
	£X	0:46
	£Y	0:45
	£Z	0:44
	▣A	0:45
	▣B	0:45
	▣C	3:28
	▣D	1:06
	▣E	1:06
	▣F	1:07
	▣G	1:05
	▣H	1:09
	▣I	1:07
	▣J	1:11
	▣K	1:07
	▣L	1:13
	▣M	1:13
	▣N	0:00
	▣O	0:00
	▣P	3:40

To be continued on next page...

Project:

210331_WPBlauw_Slagschaduw_GekozenTurbine

Licensed user:

Witteveen+ Bos

Van Twickelostraat 2

NL-7411 SC DEVENTER

+31 570 69 76 76

WB / licenses@witteveenbos.com

Calculated:

11/10/2021 12:14 PM/3.5.552

SHADOW - Main Result

Calculation: Slagschaduw_WindplanBlauw_Cumulatie

...continued from previous page

No.	Name	Shadow, expected values Shadow hours per year [h/year]
	▣Q	0:00
	▣R	0:00
	▣S	3:21
	▣T	2:45
	▣U	2:59
	▣V	2:43
	▣W	2:56
	▣X	2:36
	▣Y	2:53
	▣Z	2:36
	¥A	2:49
	¥B	2:30
	¥C	2:49
	¥D	2:29
	¥E	2:44
	¥F	2:24
	¥G	2:29
	¥H	2:24
	¥I	2:21
	¥J	2:18
	¥K	2:15
	¥L	2:13
	¥M	2:10
	¥N	2:08
	¥O	2:04
	¥P	2:00
	¥Q	1:57
	¥R	1:52
	¥S	1:53
	¥T	4:37
	¥U	4:55
	¥V	4:31
	¥W	4:36
	¥X	4:17
	¥Y	4:23
	¥Z	4:13
	A	4:13
	B	3:37
	C	3:33
	D	3:26
	E	3:24
	F	3:14
	G	3:21
	H	3:02
	I	3:00
	J	1:14
	K	1:12
	L	1:11
	M	1:10
	N	1:17
	O	1:18
	P	1:18
	Q	1:19
	R	1:20
	S	1:22
	T	2:35
	U	2:01
	V	2:24
	W	1:57
	X	1:57
	Y	1:52
	Z	1:52
	\$A	1:49
	\$B	1:46

To be continued on next page...

Project:

210331_WPBlauw_Slagschaduw_GekozenTurbine

Licensed user:

Witteveen+ Bos

Van Twickelostraat 2

NL-7411 SC DEVENTER

+31 570 69 76 76

WB / licenses@witteveenbos.com

Calculated:

11/10/2021 12:14 PM/3.5.552

SHADOW - Main Result

Calculation: Slagschaduw_WindplanBlauw_Cumulatie

...continued from previous page

No.	Name	Shadow, expected values
		Shadow hours per year [h/year]
	\$C	1:45
	\$D	1:23
	\$E	1:18
	\$F	1:37
	\$G	1:13
	\$H	1:33
	\$I	0:53
	\$J	1:28
	\$K	0:54
	\$L	1:26
	\$M	1:14
	\$N	1:28
	\$O	1:20
	\$P	1:28
	\$Q	1:21
	\$R	1:30
	\$S	1:22
	\$T	1:32
	\$U	3:14
	\$V	2:34
	\$W	3:11
	\$X	2:31
	\$Y	3:06
	\$Z	2:19
	`A	2:46
	`B	1:41
	`C	2:44
	`D	1:36
	`E	2:44
	`F	1:30
	`G	2:40
	`H	1:26
	`I	2:38
	`J	1:22
	`K	2:37
	`L	1:16
	`M	2:31
	`N	2:22
	`O	2:14
	`P	1:36
	`Q	1:30
	`R	1:25
	`S	1:23
	`T	1:18
	`U	1:10
	`V	2:27
	`W	2:56
	`X	2:22
	`Y	2:40
	`Z	2:19
	©A	2:36
	©B	2:17
	©C	2:30
	©D	2:14
	©E	2:29
	©F	2:16
	©G	2:27
	©H	2:16
	©I	2:27
	©J	0:55
	©K	0:45
	©L	0:56
	©M	0:46
	©N	0:56

To be continued on next page...

Project:

210331_WPBlauw_Slagschaduw_GekozenTurbine

Licensed user:

Witteveen+ Bos

Van Twickelostraat 2

NL-7411 SC DEVENTER

+31 570 69 76 76

WB / licenses@witteveenbos.com

Calculated:

11/10/2021 12:14 PM/3.5.552

SHADOW - Main Result

Calculation: Slagschaduw_WindplanBlauw_Cumulatie

...continued from previous page

No.	Name	Shadow, expected values
		Shadow hours per year [h/year]
	© O	0:48
	© P	0:56
	© Q	0:53
	© R	0:57
	© S	0:54
	© T	0:58
	© U	0:54
	© V	0:58
	© W	0:56
	© X	0:59
	© Y	0:56
	© Z	1:02
	ª A	0:57
	ª B	1:02
	ª C	1:00
	ª D	1:02
	ª E	1:00
	ª F	1:02
	ª G	0:59
	ª H	1:03
	ª I	0:59
	ª J	1:02
	ª K	1:03
	ª L	1:01
	ª M	1:04
	ª N	6:53
	ª O	6:47
	ª P	6:38
	ª Q	6:38
	ª R	5:52
	ª S	5:50
	ª T	1:24
	ª U	7:21
	ª V	7:41
	ª W	7:45
	ª X	7:52
	ª Y	8:00
	ª Z	8:05
	« A	8:12
	« B	8:20
	« C	8:30
	« D	8:01
	« E	7:37
	« F	7:21
	« G	6:45
	« H	6:27
	« I	6:07
	« J	5:48
	« K	6:13
	« L	6:24
	« M	6:20
	« N	6:14
	« O	6:07
	« P	6:03
	« Q	5:30
	« R	5:28
	« S	5:23
	« T	5:19
	« U	5:17
	« V	5:34
	« W	5:33
	« X	5:31
	« Y	5:31
	« Z	1:54

To be continued on next page...

Project:

210331_WPBlauw_Slagschaduw_GekozenTurbine

Licensed user:

Witteveen+ Bos

Van Twickelostraat 2

NL-7411 SC DEVENTER

+31 570 69 76 76

WB / licenses@witteveenbos.com

Calculated:

11/10/2021 12:14 PM/3.5.552

SHADOW - Main Result

Calculation: Slagschaduw_WindplanBlauw_Cumulatie

...continued from previous page

No.	Name	Shadow, expected values
		Shadow hours per year [h/year]
	-A	2:01
	-B	1:51
	-C	2:00
	-D	1:49
	-E	1:56
	-F	1:46
	-G	1:53
	-H	2:46
	-I	2:32
	-J	5:06
	-K	7:09
	-L	15:14
	-M	12:11
	-N	0:45
	-O	2:06
	-P	2:18
	-Q	2:05
	-R	2:15
	-S	2:04
	-T	2:12
	-U	2:02
	-V	2:14
	-W	2:00
	-X	2:11
	-Y	1:57
	-Z	2:11
	@A	0:50
	@B	0:51
	@C	4:02
	@D	4:36
	@E	3:56
	@F	4:32
	@G	3:52
	@H	4:27
	@I	3:46
	@J	3:45
	@K	4:20
	@L	3:39
	@M	4:15
	@N	4:13
	@O	2:59
	@P	4:06
	@Q	2:57
	@R	2:55
	@S	3:55
	@T	3:47
	@U	3:13
	@V	3:12
	@W	3:14
	@X	3:18
	@Y	3:19
	@Z	0:45
	@A	0:45
	@B	0:48
	@C	0:49
	@D	0:52
	@E	1:58
	@F	2:10
	@G	1:57
	@H	2:11
	@I	2:06
	@J	2:09
	@K	2:06
	@L	1:32

To be continued on next page...

Project:

210331_WPBlauw_Slagschaduw_GekozenTurbine

Licensed user:

Witteveen+ Bos

Van Twickelostraat 2

NL-7411 SC DEVENTER

+31 570 69 76 76

WB / licenses@witteveenbos.com

Calculated:

11/10/2021 12:14 PM/3.5.552

SHADOW - Main Result

Calculation: Slagschaduw_WindplanBlauw_Cumulatie

...continued from previous page

No.	Name	Shadow, expected values
		Shadow hours per year [h/year]
	@ M	1:32
	@ N	1:29
	@ O	1:29
	@ P	1:29
	@ Q	0:00
	@ R	0:00
	@ S	2:37
	@ T	3:18
	@ U	0:43
	@ V	7:53
	@ W	4:35
	@ X	7:13
	@ Y	2:38
	@ Z	3:35
	° A	6:30
	° B	5:59
	° C	3:54
	° D	4:02
	° E	3:45
	° F	3:32
	° G	3:28
	° H	3:14
	° I	3:11
	° J	2:58
	° K	2:51
	° L	2:22
	° M	2:27
	° N	2:30
	° O	2:33
	° P	2:34
	° Q	2:38
	° R	2:41
	° S	2:42
	° T	3:55
	° U	4:00
	° V	4:09
	° W	4:13
	° X	4:16
	° Y	4:20
	° Z	4:27
	° A	4:33
	° B	5:05
	° C	5:05
	° D	3:44
	° E	3:39
	° F	3:38
	° G	3:38
	° H	3:35
	° I	3:35
	° J	3:33
	° K	9:21
	° L	9:19
	° M	10:08
	° N	9:19
	° O	9:57
	° P	9:13
	° Q	9:46
	° R	8:32
	° S	9:32
	° T	8:30
	° U	8:30
	° V	8:13
	° W	8:27
	° X	8:39

To be continued on next page...

Project:

210331_WPBlauw_Slagschaduw_GekozenTurbine

Licensed user:

Witteveen+ Bos

Van Twickelostraat 2

NL-7411 SC DEVENTER

+31 570 69 76 76

WB / licenses@witteveenbos.com

Calculated:

11/10/2021 12:14 PM/3.5.552

SHADOW - Main Result

Calculation: Slagschaduw_WindplanBlauw_Cumulatie

...continued from previous page

No.	Name	Shadow, expected values
		Shadow hours per year [h/year]
	°Y	1:13
	°Z	1:13
	±A	0:50
	±B	1:14
	±C	4:53
	±D	4:55
	±E	4:48
	±F	4:45
	±G	4:42
	±H	0:00
	±I	0:51
	±J	0:48
	±K	0:49
	±L	0:00
	±M	1:55
	±N	2:57
	±O	1:54
	±P	2:53
	±Q	1:52
	±R	2:48
	±S	1:50
	±T	1:49
	±U	2:07
	±V	1:46
	±W	2:04
	±X	1:42
	±Y	2:02
	±Z	1:39
	²A	1:37
	²B	1:51
	²C	4:19
	²D	4:53
	²E	4:17
	²F	4:48
	²G	4:13
	²H	4:13
	²I	4:12
	²J	4:41
	²K	8:29
	²L	9:30
	²M	8:28
	²N	9:33
	²O	8:27
	²P	9:48
	²Q	8:24
	²R	9:54
	²S	8:25
	²T	10:15
	²U	8:31
	²V	10:15
	²W	8:37
	²X	10:12
	²Y	8:44
	²Z	10:04
	³A	7:04
	³B	6:37
	³C	7:02
	³D	6:38
	³E	7:03
	³F	6:38
	³G	7:02
	³H	6:40
	³I	2:10
	³J	2:22

To be continued on next page...

Project:

210331_WPBlauw_Slagschaduw_GekozenTurbine

Licensed user:

Witteveen+ Bos

Van Twickelostraat 2

NL-7411 SC DEVENTER

+31 570 69 76 76

WB / licenses@witteveenbos.com

Calculated:

11/10/2021 12:14 PM/3.5.552

SHADOW - Main Result

Calculation: Slagschaduw_WindplanBlauw_Cumulatie

...continued from previous page

No.	Name	Shadow, expected values
		Shadow hours per year [h/year]
	³ K	2:06
	³ L	2:17
	³ M	2:02
	³ N	2:10
	³ O	1:59
	³ P	2:02
	³ Q	1:28
	³ R	1:24
	³ S	1:20
	³ T	1:12
	³ U	1:06
	³ V	0:47
	³ W	0:45
	³ X	1:49
	³ Y	4:03
	³ Z	4:12
	⁴ A	4:13
	⁴ B	2:02
	⁴ C	2:00
	⁴ D	0:53
	⁴ E	0:50
	⁴ F	0:52
	⁴ G	0:51
	⁴ H	0:52
	⁴ I	0:52
	⁴ J	0:52
	⁴ K	0:53
	⁴ L	0:53
	⁴ M	0:54
	⁴ N	0:51
	⁴ O	0:55
	⁴ P	0:00
	⁴ Q	0:55
	⁴ R	0:52
	⁴ S	0:00
	⁴ T	0:52
	⁴ U	4:39
	⁴ V	8:12
	⁴ W	8:13
	⁴ X	8:09
	⁴ Y	8:05
	⁴ Z	8:04
	^μ A	9:02
	^μ B	9:23
	^μ C	9:34
	^μ D	9:44
	^μ E	10:03
	^μ F	9:55
	^μ G	7:52
	^μ H	9:46
	^μ I	7:32
	^μ J	9:39
	^μ K	7:29
	^μ L	9:31
	^μ M	9:26
	^μ N	9:20
	^μ O	9:11
	^μ P	9:07
	^μ Q	8:46
	^μ R	8:35
	^μ S	8:30
	^μ T	8:15
	^μ U	7:54
	^μ V	7:52

To be continued on next page...

Project:

210331_WPBlauw_Slagschaduw_GekozenTurbine

Licensed user:

Witteveen+ Bos

Van Twickelostraat 2

NL-7411 SC DEVENTER

+31 570 69 76 76

WB / licenses@witteveenbos.com

Calculated:

11/10/2021 12:14 PM/3.5.552

SHADOW - Main Result

Calculation: Slagschaduw_WindplanBlauw_Cumulatie

...continued from previous page

No.	Name	Shadow, expected values
		Shadow hours per year [h/year]
	μW	7:48
	μX	7:48
	μY	6:46
	μZ	6:44
	¶A	6:43
	¶B	6:43
	¶C	6:41
	¶D	6:39
	¶E	6:39
	¶F	6:37
	¶G	5:20
	¶H	5:14
	¶I	5:09
	¶J	5:07
	¶K	5:26
	¶L	4:15
	¶M	4:12
	¶N	4:58
	¶O	4:09
	¶P	4:36
	¶Q	4:05
	¶R	4:22
	¶S	3:22
	¶T	2:59
	¶U	2:49
	¶V	2:46
	¶W	2:55
	¶X	2:41
	¶Y	2:52
	¶Z	2:40
	·A	2:52
	·B	2:37
	·C	2:47
	·D	2:36
	·E	2:43
	·F	2:36
	·G	2:53
	·H	2:39
	·I	2:50
	·J	2:38
	·K	2:51
	·L	2:34
	·M	2:52
	·N	2:34
	·O	2:36
	·P	2:34
	·Q	2:48
	·R	2:32
	·S	2:48
	·T	2:46
	·U	2:46
	·V	2:48
	·W	2:27
	·X	2:25
	·Y	2:24
	·Z	2:21
	ˆA	2:21
	ˆB	4:47
	ˆC	4:45
	ˆD	4:45
	ˆE	4:44
	ˆF	4:45
	ˆG	4:45
	ˆH	4:44

To be continued on next page...

Project:

210331_WPBlauw_Slagschaduw_GekozenTurbine

Licensed user:

Witteveen+ Bos

Van Twickelostraat 2

NL-7411 SC DEVENTER

+31 570 69 76 76

WB / licenses@witteveenbos.com

Calculated:

11/10/2021 12:14 PM/3.5.552

SHADOW - Main Result

Calculation: Slagschaduw_WindplanBlauw_Cumulatie

...continued from previous page

No.	Name	Shadow, expected values
		Shadow hours per year [h/year]
	↳ I	1:11
	↳ J	0:19
	↳ K	0:23
	↳ L	0:19
	↳ M	5:06
	↳ N	4:50
	↳ O	4:30
	↳ P	0:20
	↳ Q	0:18
	↳ R	0:19
	↳ S	0:18
	↳ T	0:00
	↳ U	0:00
	↳ V	4:39
	↳ W	4:25
	↳ X	4:23
	↳ Y	4:09
	↳ Z	4:04
	¹A	4:05
	¹B	4:00
	¹C	3:45
	¹D	3:56
	¹E	3:39
	¹F	3:30
	¹G	3:05
	¹H	8:09
	¹I	8:41
	¹J	8:44
	¹K	7:20
	¹L	8:45
	¹M	7:25
	¹N	7:18
	¹O	7:15
	¹P	3:44
	¹Q	3:44
	¹R	3:40
	¹S	3:41
	¹T	3:42
	¹U	3:03
	¹V	3:04
	¹W	1:16
	¹X	1:25
	¹Y	1:18
	¹Z	1:28
	²A	1:16
	²B	1:15
	²C	1:24
	²D	0:53
	²E	1:23
	²F	0:53
	²G	1:24
	²H	7:13
	²I	7:23
	²J	7:35
	²K	7:45
	²L	8:15
	²M	2:38
	²N	2:25
	²O	2:32
	²P	2:21
	²Q	2:29
	²R	2:19
	²S	2:11
	²T	2:18

To be continued on next page...

Project:

210331_WPBlauw_Slagschaduw_GekozenTurbine

Licensed user:

Witteveen+ Bos

Van Twickelostraat 2

NL-7411 SC DEVENTER

+31 570 69 76 76

WB / licenses@witteveenbos.com

Calculated:

11/10/2021 12:14 PM/3.5.552

SHADOW - Main Result

Calculation: Slagschaduw_WindplanBlauw_Cumulatie

...continued from previous page

No.	Name	Shadow, expected values
		Shadow hours per year [h/year]
	°U	2:09
	°V	2:12
	°W	2:08
	°X	4:08
	°Y	3:19
	°Z	3:14
	»A	3:23
	»B	3:15
	»C	2:52
	»D	2:03
	»E	2:39
	»F	2:00
	»G	2:26
	»H	2:00
	»I	1:53
	»J	1:58
	»K	1:39
	»L	1:47
	»M	1:41
	»N	0:52
	»O	1:22
	»P	0:53
	»Q	1:20
	»R	0:58
	»S	0:59
	»T	1:00
	»U	0:55
	»V	0:54
	»W	0:54
	»X	0:54
	»Y	0:52
	»Z	0:47
	¼ A	0:49
	¼ B	0:52
	¼ C	0:51
	¼ D	0:53
	¼ E	0:52
	¼ F	0:51
	¼ G	0:50
	¼ H	0:54
	¼ I	0:54
	¼ J	0:52
	¼ K	0:52
	¼ L	0:50
	¼ M	0:50
	¼ N	0:00
	¼ O	0:00
	¼ P	0:00
	¼ Q	0:00
	¼ R	0:00
	¼ S	0:00
	¼ T	5:03
	¼ U	5:02
	¼ V	5:00
	¼ W	4:54
	¼ X	4:54
	¼ Y	4:51
	¼ Z	4:50
	½ A	10:24
	½ B	9:23
	½ C	0:47
	½ D	0:46
	½ E	0:46
	½ F	0:45

To be continued on next page...

Project:

210331_WPBlauw_Slagschaduw_GekozenTurbine

Licensed user:

Witteveen+ Bos

Van Twickelostraat 2

NL-7411 SC DEVENTER

+31 570 69 76 76

WB / licenses@witteveenbos.com

Calculated:

11/10/2021 12:14 PM/3.5.552

SHADOW - Main Result

Calculation: Slagschaduw_WindplanBlauw_Cumulatie

...continued from previous page

No.	Name	Shadow, expected values
		Shadow hours per year [h/year]
	½ G	0:50
	½ H	1:14
	½ I	0:50
	½ J	1:11
	½ K	1:11
	½ L	0:51
	½ M	1:13
	½ N	0:50
	½ O	1:13
	½ P	0:51
	½ Q	1:14
	½ R	0:50
	½ S	1:12
	½ T	0:49
	½ U	1:13
	½ V	0:50
	½ W	1:14
	½ X	0:50
	½ Y	1:14
	½ Z	0:48
	¾ A	0:52
	¾ B	0:52
	¾ C	4:02
	¾ D	4:01
	¾ E	3:57
	¾ F	3:53
	¾ G	4:09
	¾ H	4:03
	¾ I	4:21
	¾ J	4:29
	¾ K	4:37
	¾ L	4:40
	¾ M	3:12
	¾ N	3:41
	¾ O	3:08
	¾ P	3:40
	¾ Q	2:39
	¾ R	3:33
	¾ S	2:35
	¾ T	2:32
	¾ U	3:27
	¾ V	2:31
	¾ W	2:27
	¾ X	3:22
	¾ Y	2:23
	¾ Z	2:23
	¿A	2:48
	¿B	2:19
	¿C	2:42
	¿D	2:35
	¿E	5:42
	¿F	5:09
	¿G	5:34
	¿H	5:04
	¿I	4:50
	¿J	5:05
	¿K	4:51
	¿L	5:05
	¿M	5:01
	¿N	4:45
	¿O	0:47
	¿P	0:53
	¿Q	0:48
	¿R	0:52

To be continued on next page...

Project:

210331_WPBlauw_Slagschaduw_GekozenTurbine

Licensed user:

Witteveen+ Bos

Van Twickelostraat 2

NL-7411 SC DEVENTER

+31 570 69 76 76

WB / licenses@witteveenbos.com

Calculated:

11/10/2021 12:14 PM/3.5.552

SHADOW - Main Result

Calculation: Slagschaduw_WindplanBlauw_Cumulatie

...continued from previous page

No.	Name	Shadow, expected values
		Shadow hours per year [h/year]
	¿S	0:46
	¿T	0:54
	¿U	0:47
	¿V	0:56
	¿W	0:46
	¿X	0:57
	¿Y	0:47
	¿Z	0:58
	ÀA	0:48
	ÀB	0:48
	ÀC	0:49
	ÀD	0:50
	ÀE	2:12
	ÀF	2:14
	ÀG	2:14
	ÀH	2:15
	ÀI	2:17
	ÀJ	2:20
	ÀK	12:09
	ÀL	12:08
	ÀM	10:59
	ÀN	12:16
	ÀO	11:11
	ÀP	11:16
	ÀQ	11:13
	ÀR	11:11
	ÀS	11:02
	ÀT	10:59
	ÀU	10:45
	ÀV	10:34
	ÀW	10:18
	ÀX	9:24
	ÀY	9:04
	ÀZ	8:48
	ÁA	0:00
	ÁB	0:00
	ÁC	0:00
	ÁD	0:00
	ÁE	0:00
	ÁF	0:00
	ÁG	1:14
	ÁH	5:35
	ÁI	1:57
	ÁJ	6:38
	ÁK	0:00
	ÁL	6:24
	ÁM	2:02
	ÁN	2:28
	ÁO	6:04
	ÁP	1:44
	ÁQ	5:32
	ÁR	4:11
	ÁS	0:43
	ÁT	0:00
	ÁU	4:08
	ÁV	5:56
	ÁW	8:00
	ÁX	0:00
	ÁY	1:14
	ÁZ	0:00
	ÂA	1:00
	ÂB	7:38
	ÂC	9:49
	ÂD	12:09

To be continued on next page...

Project:

210331_WPBlauw_Slagschaduw_GekozenTurbine

Licensed user:

Witteveen+ Bos

Van Twickelostraat 2

NL-7411 SC DEVENTER

+31 570 69 76 76

WB / licenses@witteveenbos.com

Calculated:

11/10/2021 12:14 PM/3.5.552

SHADOW - Main Result

Calculation: Slagschaduw_WindplanBlauw_Cumulatie

...continued from previous page

No.	Name	Shadow, expected values
		Shadow hours per year [h/year]
	ÃE	1:48
	ÃF	0:40
	ÃG	0:20
	ÃH	1:09
	ÃI	0:55
	ÃJ	4:36
	ÃK	0:00
	ÃL	0:53
	ÃM	1:09
	ÃN	1:24
	ÃO	1:50
	ÃP	1:08
	ÃQ	0:00
	ÃR	0:00
	ÃS	0:00
	ÃT	0:00
	ÃU	0:44
	ÃV	0:42
	ÃW	0:45
	ÃX	0:43
	ÃY	0:48
	ÃZ	0:44
	ÃA	0:49
	ÃB	0:45
	ÃC	0:50
	ÃD	1:04
	ÃE	0:49
	ÃF	1:48
	ÃG	0:58
	ÃH	1:51
	ÃI	1:00
	ÃJ	2:48
	ÃK	1:27
	ÃL	3:02
	ÃM	1:49
	ÃN	3:18
	ÃO	1:53
	ÃP	3:33
	ÃQ	1:58
	ÃR	3:48
	ÃS	2:03
	ÃT	4:39
	ÃU	2:06
	ÃV	4:53
	ÃW	2:09
	ÃX	5:35
	ÃY	2:16
	ÃZ	2:26
	ÃA	6:29
	ÃB	6:53
	ÃC	4:50
	ÃD	2:52
	ÃE	8:20
	ÃF	0:47
	ÃG	2:57
	ÃH	4:09
	ÃI	2:29
	ÃJ	8:25
	ÃK	7:36
	ÃL	7:02
	ÃM	7:45
	ÃN	7:02
	ÃO	7:02
	ÃP	8:51

To be continued on next page...

Project:

210331_WPBlauw_Slagschaduw_GekozenTurbine

Licensed user:

Witteveen+ Bos

Van Twickelostraat 2

NL-7411 SC DEVENTER

+31 570 69 76 76

WB / licenses@witteveenbos.com

Calculated:

11/10/2021 12:14 PM/3.5.552

SHADOW - Main Result

Calculation: Slagschaduw_WindplanBlauw_Cumulatie

...continued from previous page

No.	Name	Shadow, expected values
		Shadow hours per year [h/year]
	ÄQ	7:01
	ÄR	8:44
	ÄS	5:49
	ÄT	8:41
	ÄU	8:36
	ÄV	5:41
	ÄW	8:32
	ÄX	5:40
	ÄY	5:37
	ÄZ	8:13
	ÄA	5:33
	ÄB	8:06
	ÄC	5:31
	ÄD	7:59
	ÄE	5:20
	ÄF	7:55
	ÄG	5:12
	ÄH	7:49
	ÄI	5:04
	ÄJ	6:22
	ÄK	5:00
	ÄL	3:31
	ÄM	3:56
	ÄN	0:21
	ÄO	4:51
	ÄP	1:33
	ÄQ	0:21
	ÄR	2:36
	ÄS	4:03
	ÄT	5:13
	ÄU	1:58
	ÄV	2:16
	ÄW	1:45
	ÄX	0:19
	ÄY	4:18
	ÄZ	0:23
	ÆA	0:21
	ÆB	9:49
	ÆC	3:24
	ÆD	16:25
	ÆE	0:47
	ÆF	10:21
	ÆG	1:24
	ÆH	1:17
	ÆI	1:24
	ÆJ	1:15
	ÆK	0:56
	ÆL	1:52
	ÆM	0:20
	ÆN	0:46
	ÆO	0:00
	ÆP	0:54
	ÆQ	1:03
	ÆR	0:00
	ÆS	1:30
	ÆT	5:10
	ÆU	0:57
	ÆV	1:45
	ÆW	1:28
	ÆX	3:30
	ÆY	4:49
	ÆZ	0:48
	ÇA	4:41
	ÇB	5:41

To be continued on next page...

Project:

210331_WPBlauw_Slagschaduw_GekozenTurbine

Licensed user:

Witteveen+ Bos

Van Twickelostraat 2

NL-7411 SC DEVENTER

+31 570 69 76 76

WB / licenses@witteveenbos.com

Calculated:

11/10/2021 12:14 PM/3.5.552

SHADOW - Main Result

Calculation: Slagschaduw_WindplanBlauw_Cumulatie

...continued from previous page

No.	Name	Shadow, expected values
		Shadow hours per year [h/year]
	CC	4:51
	CD	5:29
	CE	4:45
	CF	4:35
	CG	4:26
	CH	4:18
	CI	3:56
	CJ	3:52
	CK	3:47
	CL	3:42
	CM	3:31
	CN	3:42
	CO	3:27
	CP	3:34
	CQ	2:51
	CR	1:25
	CS	0:49
	CT	2:16
	CU	3:23
	CV	0:00
	CW	1:06
	CX	1:07
	CY	26:37
	CZ	0:00
	EA	0:00
	EB	25:52
	EC	15:36
	ED	17:56
	EE	17:34
	EF	30:45
	EG	21:13
	EH	0:00
	EI	0:00
	EJ	0:00
	EK	0:00
	EL	0:00
	EM	0:00
	EN	2:05
	EO	0:00
	EP	0:06
	EQ	32:51
	ER	32:26
	ES	26:32
	ET	20:48
	EU	24:56
	EV	21:26
	EW	24:02
	EX	29:10
	EY	34:04
	EZ	40:10
	EA	40:00
	EB	37:53
	EC	38:48
	ED	40:05
	EE	47:12
	EF	15:56
	EG	18:39
	EH	17:21
	EI	27:16
	EJ	21:50
	EK	24:12
	EL	47:30
	EM	42:58
	EN	45:51

To be continued on next page...

Project:

210331_WPBlauw_Slagschaduw_GekozenTurbine

Licensed user:

Witteveen+ Bos

Van Twickelostraat 2

NL-7411 SC DEVENTER

+31 570 69 76 76

WB / licenses@witteveenbos.com

Calculated:

11/10/2021 12:14 PM/3.5.552

SHADOW - Main Result

Calculation: Slagschaduw_WindplanBlauw_Cumulatie

...continued from previous page

No.	Name	Shadow, expected values
		Shadow hours per year [h/year]
	ÉO	45:29
	ÉP	51:26
	ÉQ	46:24
	ÉR	41:23
	ÉS	42:59
	ÉT	39:00
	ÉU	19:51
	ÉV	20:58
	ÉW	11:06
	ÉX	17:38
	ÉY	2:15
	ÉZ	11:36
	ÉA	20:15
	ÉB	23:54
	ÉE	33:07
	ÉG	31:04
	ÉH	17:56
	ÉI	18:56
	ÉJ	0:00
	ÉK	40:20
	ÉM	0:00
	ÉN	2:41
	ÉO	15:15
	ÉP	4:49
	ÉQ	4:39
	ÉR	4:26
	ÉT	12:00
	ÉU	0:00
	ÉV	0:00
	ÉW	13:27
	ÉX	17:25
	ÉY	0:00
	ÉZ	26:01
	ÉA	19:06
	ÉB	1:42
	ÉC	12:08
	ÉD	15:02
	ÉE	5:58
	ÉF	0:00
	ÉG	0:08
	ÉI	33:31
	ÉJ	0:00
	ÉK	35:30
	ÉL	1:51
	ÉM	0:41
	ÉN	0:00
	ÉO	22:05
	ÉP	0:00
	ÉQ	3:19
	ÉR	24:04
	ÉS	1:07
	ÉT	16:21
	ÉU	6:02
	ÉV	0:00
	ÉW	16:21
	ÉX	0:00
	ÉY	0:00
	ÉZ	0:00
	ìA	28:15
	ìB	1:12
	ìC	4:31
	ìD	8:00
	ìE	2:20
	ìF	0:00
	ìG	30:54

SHADOW - Main Result

Calculation: Slagschaduw_WindplanBlauw_Cumulatie

Total amount of flickering on the shadow receptors caused by each WTG

No.	Name	Worst case [h/year]	Expected [h/year]
62	LAGERWEY 80 18.0 !O! hub: 40.0 m (TOT: 49.0 m) (121)	106:04	27:06
63	LAGERWEY L100-2.5MW 2520 100.0 !O! hub: 135.0 m (TOT: 185.0 m) (122)	29:51	6:01
64	ENERCON E-115 3000 115.7 !O! hub: 135.4 m (TOT: 193.3 m) (123)	67:13	11:01
65	ENERCON E-115 3000 115.7 !O! hub: 135.4 m (TOT: 193.3 m) (124)	85:42	14:41
BU01	GE WIND ENERGY 5.5-158 WP Blauw 5500 158.0 !-! hub: 120.9 m (TOT: 199.9 m) (556)	11:00	2:54
BU02	GE WIND ENERGY 5.5-158 WP Blauw 5500 158.0 !-! hub: 120.9 m (TOT: 199.9 m) (557)	7:53	2:11
BU03	GE WIND ENERGY 5.5-158 WP Blauw 5500 158.0 !-! hub: 120.9 m (TOT: 199.9 m) (558)	29:44	7:45
BU04	GE WIND ENERGY 5.5-158 WP Blauw 5500 158.0 !-! hub: 120.9 m (TOT: 199.9 m) (559)	0:00	0:00
BU05	GE WIND ENERGY 5.5-158 WP Blauw 5500 158.0 !-! hub: 120.9 m (TOT: 199.9 m) (560)	7:12	1:53
BU06	GE WIND ENERGY 5.5-158 WP Blauw 5500 158.0 !-! hub: 120.9 m (TOT: 199.9 m) (561)	9:41	2:27
BU07	GE WIND ENERGY 5.5-158 WP Blauw 5500 158.0 !-! hub: 120.9 m (TOT: 199.9 m) (562)	0:00	0:00
BU08	GE WIND ENERGY 5.5-158 WP Blauw 5500 158.0 !-! hub: 120.9 m (TOT: 199.9 m) (563)	0:00	0:00
BU09	GE WIND ENERGY 5.5-158 WP Blauw 5500 158.0 !-! hub: 120.9 m (TOT: 199.9 m) (564)	0:00	0:00
BU10	GE WIND ENERGY 5.5-158 WP Blauw 5500 158.0 !-! hub: 120.9 m (TOT: 199.9 m) (565)	0:00	0:00
BU11	GE WIND ENERGY 5.5-158 WP Blauw 5500 158.0 !-! hub: 120.9 m (TOT: 199.9 m) (573)	0:00	0:00
BU12	GE WIND ENERGY 5.5-158 WP Blauw 5500 158.0 !-! hub: 120.9 m (TOT: 199.9 m) (574)	0:00	0:00
BU13	GE WIND ENERGY 5.5-158 WP Blauw 5500 158.0 !-! hub: 120.9 m (TOT: 199.9 m) (542)	0:00	0:00
BU14	GE WIND ENERGY 5.5-158 WP Blauw 5500 158.0 !-! hub: 120.9 m (TOT: 199.9 m) (543)	0:00	0:00
BU15	GE WIND ENERGY 5.5-158 WP Blauw 5500 158.0 !-! hub: 120.9 m (TOT: 199.9 m) (544)	0:00	0:00
BU16	GE WIND ENERGY 5.5-158 WP Blauw 5500 158.0 !-! hub: 120.9 m (TOT: 199.9 m) (545)	0:00	0:00
BU17	GE WIND ENERGY 5.5-158 WP Blauw 5500 158.0 !-! hub: 120.9 m (TOT: 199.9 m) (546)	0:00	0:00
BU18	GE WIND ENERGY 5.5-158 WP Blauw 5500 158.0 !-! hub: 120.9 m (TOT: 199.9 m) (547)	0:00	0:00
BU19	GE WIND ENERGY 5.5-158 WP Blauw 5500 158.0 !-! hub: 120.9 m (TOT: 199.9 m) (548)	0:00	0:00
BU20	GE WIND ENERGY 5.5-158 WP Blauw 5500 158.0 !-! hub: 120.9 m (TOT: 199.9 m) (549)	0:00	0:00
BU21	GE WIND ENERGY 5.5-158 WP Blauw 5500 158.0 !-! hub: 120.9 m (TOT: 199.9 m) (550)	0:00	0:00
BU22	GE WIND ENERGY 5.5-158 WP Blauw 5500 158.0 !-! hub: 120.9 m (TOT: 199.9 m) (571)	0:00	0:00
BU23	GE WIND ENERGY 5.5-158 WP Blauw 5500 158.0 !-! hub: 120.9 m (TOT: 199.9 m) (552)	0:00	0:00
BU24	GE WIND ENERGY 5.5-158 WP Blauw 5500 158.0 !-! hub: 120.9 m (TOT: 199.9 m) (553)	0:00	0:00
ET01	Vestas V162-5.6MW (T05 0081-5098 VER 02)	298:11	71:12
ET02	Vestas V162-5.6MW (T05 0081-5098 VER 02)	223:38	53:44
ET03	Vestas V162-5.6MW (T05 0081-5098 VER 02)	185:25	42:29
ET04	Vestas V162-5.6MW (T05 0081-5098 VER 02)	205:39	49:03
ET05	Vestas V162-5.6MW (T05 0081-5098 VER 02)	267:37	63:30
ET06	Vestas V162-5.6MW (T05 0081-5098 VER 02)	141:25	38:10
ET07	Vestas V162-5.6MW (T05 0081-5098 VER 02)	135:29	36:45
RD01	Vestas V162-5.6MW (T05 0081-5098 VER 02)	275:54	67:19
RD02	Vestas V162-5.6MW (T05 0081-5098 VER 02)	247:11	60:29
RD03	Vestas V162-5.6MW (T05 0081-5098 VER 02)	265:27	64:02
RD04	Vestas V162-5.6MW (T05 0081-5098 VER 02)	245:22	59:46
RD05	Vestas V162-5.6MW (T05 0081-5098 VER 02)	240:52	60:37
RD06	Vestas V162-5.6MW (T05 0081-5098 VER 02)	259:12	67:22
RD07	Vestas V162-5.6MW (T05 0081-5098 VER 02)	170:28	42:52
RD08	Vestas V162-5.6MW (T05 0081-5098 VER 02)	187:22	43:16
RD09	Vestas V162-5.6MW (T05 0081-5098 VER 02)	257:45	54:47
RD10	Vestas V162-5.6MW (T05 0081-5098 VER 02)	519:55	103:40
RD11	Vestas V162-5.6MW (T05 0081-5098 VER 02)	423:42	116:02
RT01	Vestas V162-5.6MW (T05 0081-5098 VER 02)	227:11	53:49
RT02	Vestas V162-5.6MW (T05 0081-5098 VER 02)	296:17	62:16
RT03	Vestas V162-5.6MW (T05 0081-5098 VER 02)	335:12	79:01
RT04	Vestas V162-5.6MW (T05 0081-5098 VER 02)	318:05	76:32
RT05	Vestas V162-5.6MW (T05 0081-5098 VER 02)	330:00	81:56
RT06	Vestas V162-5.6MW (T05 0081-5098 VER 02)	357:54	79:37
RT07	Vestas V162-5.6MW (T05 0081-5098 VER 02)	355:39	85:00
RT08	Vestas V162-5.6MW (T05 0081-5098 VER 02)	352:52	85:23
RT09	Vestas V162-5.6MW (T05 0081-5098 VER 02)	186:43	53:43
VT01	Vestas V162-5.6MW (T05 0081-5098 VER 02)	340:28	64:09
VT02	Vestas V162-5.6MW (T05 0081-5098 VER 02)	570:35	151:38
VT03	Vestas V162-5.6MW (T05 0081-5098 VER 02)	220:50	55:44
VT04	Vestas V162-5.6MW (T05 0081-5098 VER 02)	225:01	57:36
VT05	Vestas V162-5.6MW (T05 0081-5098 VER 02)	182:19	45:16
VT06	Vestas V162-5.6MW (T05 0081-5098 VER 02)	221:42	52:14
VT07	Vestas V162-5.6MW (T05 0081-5098 VER 02)	184:14	42:09
VT08	Vestas V162-5.6MW (T05 0081-5098 VER 02)	214:50	51:00
VT09	Vestas V162-5.6MW (T05 0081-5098 VER 02)	556:46	121:13
VT10	Vestas V162-5.6MW (T05 0081-5098 VER 02)	375:36	101:04

Total times in Receptor wise and WTG wise tables can differ, as a WTG can lead to flicker at 2 or more receptors simultaneously and/or receptors may receive flicker from 2 or more WTGs simultaneously.

The calculation of the total expected values for a given receptor assumes a weighted average directional reduction for all WTGs contributing to shadow flicker within the same day. In the case where shadow flicker from different WTGs is not concurrent within the day, the total expected time at a given receptor may deviate marginally from the individual flicker time caused by each turbine separately.